

arXiv:hep-ph/0304183v3 2 Aug 2003

# Ward Identities, $B \rightarrow \ell \bar{\nu}_\ell$ Form Factors and $\mathcal{V}_{ub}$

Amjad Hussain Shah Gilani

Department of Physics and National Center for Physics,  
Quaid-e-Azam University, Islamabad 45320, Pakistan.

Riazuddin <sup>y</sup>

Department of Physics,  
King Fahd University of Petroleum and Minerals,  
Dhahran 31261, Saudi Arabia

and

National Center for Physics, Quaid-e-Azam University,  
Islamabad 45320, Pakistan.

T. A. Alathhan <sup>z</sup>

Department of Physics,  
King Fahd University of Petroleum and Minerals,  
Dhahran 31261, Saudi Arabia.

## Abstract

The exclusive FCNC beauty semileptonic decay  $B \rightarrow \ell \bar{\nu}_\ell$  is studied using Ward identities in a general vector meson dominance framework, predicting vector meson couplings involved. The long distance contributions are discussed which results to obtain form factors and  $\mathcal{V}_{ub}$ . A detailed comparison is given with other approaches.

---

E-mail address: ahgilani@yahoo.com

<sup>y</sup>E-mail address: nqp@comsats.net.pk

<sup>z</sup>E-mail address: alathhan@kfupm.edu.sa

# 1 Introduction

The semileptonic and radiative decays of heavy mesons play an outstanding role for determination of the parameters of standard model, in particular the quark mixing parameters.

The upcoming and currently operating B factories BaBar at SLAC, Belle at KEK, LHCb at CERN and B-TeV at Fermilab as well as the planned  $\Upsilon$ -charm factory CLEO at Cornell make precision tests of Standard Model (SM) and beyond SM ever more promising [1]. Especially, a stringent test on the unitarity of the Cabibbo-Kobayashi-Maskawa (CKM) mixing matrix [2] in the SM will be made by these facilities. Accurate analysis of exclusive semileptonic B decays are thus strongly demanded for such precision tests. Beauty decays proceeding through the flavour changing neutral current (FCNC) transition have been identified as a valuable source of information on standard model and its extensions [3] (for a review and complete set of references see [4, 5, 6]). One of the physics programs at the B factories is the exclusive B decays induced by FCNC transitions. These decays are forbidden at the tree level in the SM and occurs at the lowest order only through one-loop (penguin) diagrams. The experimental tests of exclusive decays are much easier than those of inclusive ones.

The theoretical understanding of weak decays of hadrons, and the measurements of the corresponding CKM matrix elements are consistently hampered by the presence of long distance QCD effects that are responsible for the binding of quarks into hadrons. These effects are hard to evaluate in a model independent way, and so tend to bring large uncertainties to the theoretical predictions for the weak decay amplitudes. They appear in the calculation of the matrix elements of the weak Hamiltonian operators, between the initial and final hadronic states.

The dynamical content of hadronic current matrix elements is described by Lorentz-invariant form factors. The calculation of these form factors requires a non-perturbative treatment and are source of large theoretical uncertainties. Knowledge of these form factors is essential for the description of semileptonic and non-leptonic weak decay processes and in particular for the experimental determination of CKM matrix elements [2]. Many theo-

retical tools have been applied for the determination of form factors, i.e. quark models, QCD sum rule, and lattice calculations. The machinery of sum rules, lattice calculations has the advantage to be directly based on the QCD Lagrangian, but is quite involved. Quark models, on the other hand are less directly connected with the QCD Lagrangian, but give a vivid picture of what is going on and allow an easy application to different processes and at quite different kinematical regions. However, models presented so far lacked full relativistic covariance with respect to quark spins, and it is the spin structure which determines the ratio of different form factors we are concerned. The knowledge of these ratios is of paramount importance for the analysis of experimentally measured decays. So, the relations between different form factors that will hold under certain conditions or approximations can then be very useful. One of the motivations of the present work is to make use of Ward Identities to relate various form factors in a model independent way. Such relations will reduce the number of uncertain quantities, and improve the accuracy of the theoretical predictions. Moreover, they may help us understand better the general features of the underlying long distance QCD effects.

As mentioned earlier, the theoretical understanding of exclusive decays is complicated mainly due to the non-perturbative hadronic form factors entered in the long distance nonperturbative contributions. These calculations of hadronic form factors for semileptonic B decays have been investigated by various theoretical approaches. Form factors based on lattice calculations [7, 8], and on light cone sum rules [9, 10, 11], currently have uncertainties in the 15% to 20% range. A variety of quark model calculations [12, 13, 14, 15, 16, 17] exist. A number of other approaches [18, 19], such as dispersive bounds and experimentally constrained models based on Heavy Quark Symmetry (HQ S) also exists. In the standard model, the short distance contributions are dominated by the top-quark and long distance contributions by form factors.

The aim of the present work, as mentioned earlier, is to relate the various form factors in a model independent way through Ward identities. This enables us to make a clean separation between non-pole and pole type contributions, the  $q^2 \rightarrow 0$  behaviour of the former is known in terms of a universal function  $\chi_+(q^2) = g_+(q^2)$  introduced in the large energy effective theory (LEET) of heavy (B) to light ( $\ell$ ) form factors [20]. The corrections of order  $(m_\ell/M)^2$ , where  $m_\ell$  is the light meson mass and  $M$  is the heavy meson mass,

in LEET were obtained in [21]. The LEET approach was first proposed by Dugan and Grinstein [22] and further developed by Aglietti [23].

The residue of the pole is then determined in a self-consistent way in terms of  $g_+(0)$  or  $g_-(0)$  [a sort of duality]. Thus our approach has a predictive power as the residue of the pole will give information about the couplings of  $B(1^-)$  and  $B_A(1^+)$  with  $B$  channel. The form factors are then determined in terms of  $g_+(0)$ ,  $A_0(0)$  (for which much information is already known) and pole masses  $M_B$ ,  $M_{B_A}$  (where  $M_B$  is known and estimates exist for  $M_{B_A}$ ), and  $M^0 = M$  [where  $M^0$  is the radial excitation of  $B$  and  $B_A$ ]. This ratio is 1.14 (1.12) [24].

The information about the hadronic form factors thus obtained are used to calculate the decay rates and the CKM matrix element  $V_{ub}$ . Because  $|V_{ub}|$ , the smallest element in the CKM mixing matrix, plays a crucial role in the examination of the unitarity constraints and the fundamental questions on which the constraints can bear [25]. To extract  $|V_{ub}|$  from exclusive channel, the form factors for the channel must be known. The form factor normalization dominates the uncertainty on  $|V_{ub}|$ . The  $q^2$  dependence of the form factors, which is needed to determine the experimental efficiency, also contribute to the uncertainty, but at much reduced level. There have been two exclusive  $|V_{ub}|$  analyses by the CLEO Collaboration: a simultaneous measurement of the  $B \rightarrow 1^-$  and the  $B \rightarrow 1^+$  transitions [26], and second measurement of the  $B \rightarrow 1^-$  rate [27]. The branching fractions obtained were

$$\begin{aligned} \mathcal{B}(B \rightarrow 1^-) &= 2.5 \pm 0.4^{+0.5}_{-0.7} \times 10^{-4} \text{ [26]} \\ \mathcal{B}(B \rightarrow 1^+) &= 2.69 \pm 0.41^{+0.35}_{-0.40} \times 10^{-4} \text{ [27]}; \end{aligned}$$

The results of the two analyses are largely statistically independent, and they have been combined

$$|V_{ub}| = 3.25 \pm 0.14^{+0.21}_{-0.29} \times 10^{-3};$$

where the errors arise from statistical, experimental systematic, and form factor uncertainties, respectively. A recent study by BaBar [28], obtained the following results for the branching ratios and  $|V_{ub}|$  and

$$\begin{aligned} \mathcal{B}(B \rightarrow 1^-) &= (3.29 \pm 0.42 \pm 0.47 \pm 0.60) \times 10^{-4}; \\ |V_{ub}| &= 3.64 \pm 0.22 \pm 0.25^{+0.39}_{-0.56} \times 10^{-3}; \end{aligned}$$

where the uncertainties are statistical, systematic, and theoretical respectively; and CLEO [29],

$$\begin{aligned} \mathcal{B}(B^0 \rightarrow \pi^+ \pi^-) &= 2.17 \pm 0.34^{+0.47}_{-0.54} \pm 0.41 \pm 0.01 \times 10^{-4}; \\ \mathcal{B}_{\text{ubj}} &= 3.00 \pm 0.21^{+0.29+0.49}_{-0.35-0.38} \pm 0.28 \times 10^{-3}; \end{aligned}$$

where the errors in CLEO analyses are statistical, experimental systematic, theoretical systematic based on lattice QCD and LCSR uncertainties, and form factor shape uncertainty, respectively.

The future for the exclusive determinations of  $\mathcal{B}_{\text{ubj}}$  appears promising. For both lattice and B factories,  $B \rightarrow \pi \ell^+ \ell^-$  appears to be a golden mode for future precise determination of  $\mathcal{B}_{\text{ubj}}$  while the  $B \rightarrow \pi \ell^+ \ell^-$  mode will be more problematic for high precision because the broad width introduces both experimental and theoretical difficulties.

This paper is organized as follows: In section 2, we give the  $B(p) \rightarrow V(k; \mu)$  current matrix elements. In section 3, we discuss the Ward Identities and develop the relations between form factors which result in to reduce the number of unknown quantities. In section 4, pole contribution of various form factors are discussed and relations among different decay constants with the help of Ward Identities are obtained. In section 5, form factors are obtained which are necessary for the calculation of decay width and branching ratio. In section 6, we discuss the decay distribution in terms of helicity amplitudes and the extraction of  $\mathcal{B}_{\text{ubj}}$  from the experimental data. In section 7, numerical analyses is made and our predictions regarding various observables are compared with other approaches. Section 8, summarizes our conclusions and predictions.

## 2 Current Matrix Elements

We are interested in the exclusive semileptonic decays of pseudoscalar meson ( $B$ ) into vector meson ( $\rho$ ). The structure of hadronic current in semileptonic decay must be constructed from the available four-vectors, which are momenta and spin-polarization vectors. The Lorentz-vector or axial vector quantities thus formed have Lorentz invariant coefficients (form factors) that are functions of  $q^2 = (p - k)^2$ . The polarization vector of the meson ( $k; \mu$ ) leads to a hadronic current with three form factors (in the limit of zero charged lepton mass).

In the case of  $B(p) \rightarrow (k; \ell) l$  decay, there are seven form factors for pseudoscalar to vector transitions, i.e.  $V$ ,  $A_{0;1;2}$ , and  $F_{1;2;3}$  [4, 5, 12]

$$\langle V(k; \ell) | \bar{V} | B(p) \rangle = \frac{2i}{M_B + M_V} \ell^\mu k^\nu V_{\mu\nu} q^2 \quad (1)$$

$$\begin{aligned} \langle V(k; \ell) | \bar{A} | B(p) \rangle &= (M_B + M_V) \ell^\mu A_{1\mu} q^2 \\ &\quad + \frac{\ell^\mu q^\nu}{M_B + M_V} (k + p)_\mu A_{2\nu} q^2 \\ &\quad + 2M_V \frac{\ell^\mu q^\nu}{q^2} q^\mu A_{3\nu} q^2 + A_0 q^2 \ell^\mu \quad (2) \end{aligned}$$

where  $V = u \bar{b}$ ,  $A = u \bar{s} b$ , and

$$A_3 q^2 = \frac{M_B + M_V}{2M_V} A_1 q^2 + \frac{M_B - M_V}{2M_V} A_2 q^2 \quad (3)$$

with  $A_3(0) = A_0(0)$ ,

$$\begin{aligned} \langle V(k; \ell) | \bar{V} | B(p) \rangle &= \ell^\mu k^\nu F_{1\mu\nu} q^2 \quad (4) \\ \langle V(k; \ell) | \bar{u} | B(p) \rangle &= \frac{1}{M_B^2 - M_V^2} \ell^\mu (k + p)_\mu F_{2\nu} q^2 \\ &\quad + \ell^\mu q^\nu \frac{q^2}{M_B^2 - M_V^2} (k + p)_\mu F_{3\nu} q^2 \quad (5) \end{aligned}$$

with  $F_1(0) = 2F_2(0)$ .

Again the term proportional to  $q$  in Eqs. (2)-(5) only plays an important role for the case  $l = \mu$  and is not relevant for the rate in case of produced lepton pair  $l = e, \tau$ . The same is true for the form factor  $F_3$ . However, it does play a considerable role in the  $W$  and identity.

### 3 $W$ and Identities

The  $W$  and Identities, which are derived in appendix A, relate various form factors [30]

$$\langle V(k; \ell) | \bar{V} | B(p) \rangle = (m_b + m_g) \langle V(k; \ell) | \bar{V} | B(p) \rangle \quad (6)$$

$$\begin{aligned} \langle V(k; \ell) | \bar{u} | B(p) \rangle &= (m_b - m_q) \langle V(k; \ell) | \bar{u} | B(p) \rangle \\ &\quad + (p + k)_\mu \langle V(k; \ell) | \bar{u} | B(p) \rangle \quad (7) \end{aligned}$$

$$\langle V(k; \ell) | \bar{u} | B(p) \rangle = i(m_b + m_q) \langle V(k; \ell) | \bar{u} | B(p) \rangle \quad (8)$$

Using the Ward Identity (6) in Eqs. (1) and (4), and comparing the coefficient, we obtain

$$F_1 q^2 = \frac{m_b + m_q}{M_B + M_V} 2V q^2 \quad (9)$$

Again, using the Ward Identity (7) in Eqs. (2) and (5), and comparing the coefficients of  $q^2$  and that of  $q$  [we do not compare the coefficients of  $(p+k)$  as heavy quark approximation has been used in obtaining the second term of Eq. (6b)] we obtain

$$F_2 q^2 = \frac{m_b}{M_B} \frac{m_q}{M_V} A_1 q^2 \quad (10)$$

$$F_3 q^2 = (m_b - m_q) \frac{2M_V}{q^2} A_3 q^2 - A_0 q^2 \quad (11)$$

The results given in Eqs. (10), (11) and (9) are model independent because these are derived by using Ward Identities.

In order to obtain a universal normalization of the above form factors at  $q^2 = 0$ , we define

$$\begin{aligned} h_V(k; ) \text{ ju } b_j B(p) i = & i \text{ " " } [(p+k) g_+ + q g_-] q \text{ " (k) " } (p+k) q h \\ & i [q \text{ " " } (p+k) q \text{ " " } ] h_1 \\ & i [(p+k) \text{ " " } (p+k) q \text{ " " } ] h_2 \end{aligned} \quad (12)$$

Since

$$s = \frac{i}{2} ; \quad (13)$$

we can write

$$h_V(k; ) \text{ ju } b_j B(p) i = \frac{i}{2} h_V(p^0) \text{ ju } b_j B(p) i \quad (14)$$

Using

$$= \frac{i}{2} [ ; ]; s = i^{0123};^{0123} = 1$$

and

$$\begin{aligned} & g \quad g \quad g \\ = & g \quad g \quad g \\ & g \quad g \quad g \end{aligned}$$

we obtain from Eq. (12)

$$\begin{aligned}
hV(k; ) \text{ ju } q_5 b j B(p) i = & \text{ " } M_B^2 M_V^2 g_+ + q^2 g_i \\
& q \text{ " } (k) [(p+k) g_+ + q g_i] \\
& + q \text{ " } (k) q^2 (p+k) M_B^2 M_V^2 q_i h \\
& \text{ " } M_B^2 M_V^2 h_2 \\
& + \text{ " } 2M_B^2 + 2M_V^2 q^2 q^2 h_2 \\
& + q \text{ " } (k) (p+k) M_B^2 M_V^2 q^2 h_2 \\
& + q \text{ " } (k) q M_B^2 3M_V^2 + q^2 h_2 \quad (15)
\end{aligned}$$

Equating Eqs. (5) and (15) and comparing various coefficients

$$F_3 q^2 = g M_B^2 M_V^2 h M_B^2 + 3M_V^2 q^2 h_2 \quad (16)$$

$$\begin{aligned}
F_2 q^2 &= g_+ q^2 h M_B^2 M_V^2 q^2 h_2 \frac{q^2}{M_B^2 M_V^2} F_3 q^2 \\
&= g_+ + \frac{q^2}{M_B^2 M_V^2} g M_B^2 M_V^2 \frac{q^2}{M_B^2 M_V^2} 2M_B^2 + 2M_V^2 q^2 h_2 \quad (17)
\end{aligned}$$

Further, from Eq. (12)

$$\begin{aligned}
D V(k; ) \text{ iu } q b B(p) = & i \text{ " } \text{ " } p q^2 h g_+ q^2 h_1 M_B^2 M_V^2 h_2^i \\
& (18)
\end{aligned}$$

Comparing Eqs. (18) and (4), we obtain

$$F_1 q^2 = 2 g_+ q^2 h_1 M_B^2 M_V^2 h_2^i \quad (19)$$

Note that above relations ensure that  $F_2(0) = (1/2) F_1(0)$ . Equation (10), by using the value of  $F_2(q^2)$ , becomes

$$\begin{aligned}
A_1 q^2 &= \frac{M_B^2 M_V^2}{m_p m_q} g_+ + \frac{q^2}{M_B^2 M_V^2} g \\
& M_B^2 M_V^2 \frac{q^2}{M_B^2 M_V^2} 2M_B^2 + 2M_V^2 q^2 h_2 \quad (20)
\end{aligned}$$



Equation (19), by using the value of  $F_1(q^2)$  given in Eq. (9), becomes

$$V(q^2) = \frac{M_B + M_V}{m_b + m_q} g_+ q^2 h_1 - \frac{M_B^2 - M_V^2}{2} h_2 \quad (21)$$

Rearranging Eq. (3), we get

$$\begin{aligned} A_2(q^2) &= \frac{M_B + M_V}{M_B - M_V} A_1(q^2) - \frac{2M_V}{M_B - M_V} A_3(q^2) \\ &= \frac{M_B + M_V}{M_B - M_V} A_1(q^2) - \frac{2M_V}{M_B - M_V} h_1 q^2 - A_0(q^2) - \frac{2M_V}{M_B - M_V} A_0(q^2) \\ &= \frac{M_B + M_V}{m_b - m_q} g_+ q^2 h_1 - \frac{M_B^2 - M_V^2}{2} h_2 + \frac{q^2}{M_B^2 - M_V^2} (3M_B^2 + 5M_V^2 - 2q^2) h_2 \\ &\quad - \frac{2M_V}{M_B - M_V} A_0(q^2) \end{aligned} \quad (22)$$

where we have used Eqs. (11) and (16).

The merit of above relations is that the normalization of the form factors  $A_1, V, F_1$  and  $F_2$  at  $q^2 = 0$  is determined by a single constant  $[g_+(0) - (M_B^2 - M_V^2) h_2(0)]$  while those of  $A_2$  and  $A_0$  are determined by  $[g_+(0) - (M_B^2 - M_V^2) h_2(0)]$  and  $A_0(0)$ .

## 4 Pole contribution

Only  $h_1, g_+, h$ , and  $A_0$  get pole contributions from  $B(1^-)$ ,  $B_A(1^+)$ , and  $B(0^-)$  mesons. These are given by

$$h_1|_{\text{pole}} = \frac{1}{2} \frac{g_{B_B}}{M_B^2 - 1} \frac{f_T^B}{q^2 - M_B^2} = \frac{R_V}{M_B^2 - 1} \frac{1}{q^2 - M_B^2} \quad (23)$$

$$g_+|_{\text{pole}} = \frac{g_{B_A B}}{M_{B_A}^2 - 1} \frac{f_T^{B_A}}{q^2 - M_{B_A}^2} = \frac{R_A^S}{M_{B_A}^2 - 1} \frac{1}{q^2 - M_{B_A}^2} \quad (24)$$

$$h|_{\text{pole}} = \frac{1}{2} \frac{f_{B_A B}}{M_{B_A}^2 - 1} \frac{f_T^{B_A}}{q^2 - M_{B_A}^2} = \frac{R_A^D}{M_{B_A}^2 - 1} \frac{1}{q^2 - M_{B_A}^2} \quad (25)$$

$$A_0(q^2)|_{\text{pole}} = \frac{g_{B_B}}{M_B^2 - 1} \frac{f_B}{q^2 - M_B^2} = R_0 \frac{1}{q^2 - M_B^2} \quad (26)$$

On the other hand, only  $g_+$ ,  $g_-$ , and  $A_0$  get contribution from quark 4 graph. Therefore we shall put  $h_2 = 0$  in what follows.

The above coupling constants are defined as follows:

$$\begin{aligned} \langle B^+ ( ; q) | ( ; k) B^0 (p) | \rangle &= i g_{B^- B} \langle q | p \rangle \\ \langle h_0 | jiu | b j B^- ( ; q) | \rangle &= f_T^{B^-} (q^2 - q^2) \\ \langle B_A^+ ( ; q) | ( ; k) B^0 (p) | \rangle &= i g_{B_A^- B} \langle f_{B_A^- B} | q | k \rangle \\ \langle h_0 | jiu | b j B_A^- ( ; q) | \rangle &= f_T^{B_A^-} \langle q \rangle \end{aligned} \quad (27)$$

Now if in the Ward Identity (6), we take the matrix elements between  $h_0$  and  $B^-$ , we obtain

$$\langle h_0 | jiu | q b j B^- ( ; q) | \rangle = (m_b + m_q) f_B \quad (28)$$

where  $\langle h_0 | jiu | b j B^- ( ; q) | \rangle = f_B$ . Thus using Eq. (27), we obtain

$$f_T^{B^-} = \frac{m_b + m_q}{M_B^2} f_B = \frac{m_b + m_q}{M_B} f_B = \frac{M_B}{M_B} f_B = f_B \quad (29)$$

It is easy to see that same relation is obtained if one uses heavy quark spin symmetry. Similarly, if in the Ward Identity (7), we take the matrix elements between  $h_0$  and  $B_A^-$ , we obtain on using that  $\langle h_0 | jiu | b j B_A^- ( ; q) | \rangle = 0$ ;

$$\langle h_0 | jiu | q b j B_A^- ( ; q) | \rangle = (m_b - m_q) f_{B_A^-} ; \quad (30)$$

where  $\langle h_0 | jiu | b j B_A^- ( ; q) | \rangle = f_{B_A^-}$ . By using the identity (13), we obtain

$$f_T^{B_A^-} = \frac{m_b - m_q}{M_{B_A}^2} f_{B_A^-} \quad (31)$$

## 5 Form factors and determination of coupling constants

The form factors  $V(q^2)$  [Eq. (21)],  $A_1(q^2)$  [Eq. (20)], and  $A_2(q^2)$  [Eq. (22)] can be written as

$$V(q^2) = \frac{M_B + M_V}{m_b + m_q} g_+ q^2 - q^2 h_1 q^2$$

$$A_1(q^2) = \frac{M_B + M_V}{m_b - m_q} \left( g_+(q^2) + R_V \frac{q^2}{M_B^2 - 1} \frac{1}{q^2 - M_B^2} \right) \quad (32)$$

$$\begin{aligned} &= \frac{M_B + M_V}{m_b - m_q} \left( g_+(q^2) + \frac{q^2}{M_B^2 - M_V^2} g_-(q^2) \right) \\ &= \frac{M_B + M_V}{m_b - m_q} \left( g_+(q^2) + \frac{q^2}{M_B^2 - M_V^2} g_-(q^2) + g_{\text{pole}}(q^2) \right) \\ &= g_+(q^2) + \frac{q^2}{M_B^2 - M_V^2} g_-(q^2) + \frac{R_A^S}{M_B^2 - M_V^2} \frac{q^2}{M_{B_A}^2 - 1} \frac{1}{q^2 - M_{B_A}^2} \quad (33) \end{aligned}$$

$$\begin{aligned} A_2(q^2) &= \frac{M_B + M_V}{m_b - m_q} \left( g_+(q^2) + \frac{q^2}{M_B^2 - M_V^2} g_-(q^2) + \frac{2M_V}{M_B - M_V} A_0(q^2) \right) \\ &= \frac{M_B + M_V}{M_B - M_V} \left( g_+(q^2) + R_A^D \frac{q^2}{M_{B_A}^2 - 1} \frac{1}{q^2 - M_{B_A}^2} \right) + \frac{2M_V}{M_B - M_V} A_0(q^2) \quad (34) \end{aligned}$$

The behaviour of  $g_+(q^2)$ ,  $g_-(q^2)$  and  $A_0(q^2)$  near  $q^2 \rightarrow 0$  is known from LEET

$$g_+(q^2) = \frac{F(0)}{(1 - q^2/M_B^2)^2} = g_-(q^2) \quad (35)$$

$$A_0(q^2) = 1 - \frac{M_V^2}{M_B E_V} k(q^2) + \frac{M_V}{M_B} F(q^2) \quad (36)$$

$$A_0(0) = \frac{M_B^2 - M_V^2}{M_B^2 + M_V^2} k(0) + \frac{M_V}{M_B} F(0) \quad (37)$$

$$E_V = \frac{M_B}{2} \left( 1 - \frac{q^2}{M_B^2} + \frac{M_V^2}{M_B^2} \right) \quad (38)$$

The pole terms in the relations (32), (33) and (34) are expected to dominate near  $q^2 = M_B^2$  or  $M_{B_A}^2$ . Therefore, we cannot expect these relations, obtained from Ward identities, to hold for all  $q^2$  for which we use the parameterization, suggested by above behavior, near  $q^2 = 0$  and near the pole

$$F(q^2) = \frac{F(0)}{(1 - q^2/M^2)(1 - q^2/M^0)}; \quad (39)$$

where  $M^2$  is  $M_B^2$  or  $M_{B_A}^2$  and  $M^0$  is the radial excitation of  $M$ . This parameterization takes into account potential corrections to single pole dominance,

presumably arising from radial excitations of  $M$  [30], as suggested by dispersion relations [31, 32] (a detailed discussion on this point one can find in [30]). It also takes care of off-mass-shell-ness of couplings of  $B$  or  $B_A$  with  $B$  channel [30] by replacing the pole contribution

$$\frac{R}{1 - q^2 = M^2} \text{ with } \frac{R(1 - M^2 = M^2)}{(1 - q^2 = M^2)(1 - q^2 = M^2)} : \quad (40)$$

Since  $g_+(q^2)$  and  $g_-(q^2)$  do not have a pole at  $q^2 = M_B^2$ , we get

$$V(q^2) \big|_{q^2 = M_B^2} = \frac{M_B + M_V}{M_B} R_V :$$

This becomes

$$R_V = \frac{1}{2} g_{B_B} f_T^B = \frac{1}{2} g_{B_B} f_B = \frac{g_+(0)}{1 - M_B^2 = M_B^2} \quad (41)$$

Similarly, using parameterization (39) for the first term on the right hand side of Eq. (34),

$$R_A^D = \frac{1}{2} f_{B_A B} f_T^{B_A} = \frac{1}{2} f_{B_A B} \frac{M_B + M_V}{M_{B_A}^2} f_{B_A} = \frac{g_+(0)}{1 - M_{B_A}^2 = M_{B_A}^2} \quad (42)$$

We cannot use the parameterization (39) for  $A_1(q^2)$  since near  $q^2 = 0$ ,  $A_1(q^2)$  behaves as  $g_+(q^2) [1 - q^2 = (M_B^2 - M_V^2)]$ . This suggests the following

$$A_1(q^2) = \frac{g_+(0)}{1 - q^2 = M_{B_A}^2} \frac{1}{1 - q^2 = M_{B_A}^2} \frac{q^2}{M_B^2 - M_V^2} \quad (43)$$

so that, since  $g_+$  and  $g_-$  do not have pole at  $q^2 = M_{B_A}^2$ ,

$$\begin{aligned} A_1(q^2) \big|_{q^2 = M_{B_A}^2} &= g_+(0) \frac{1 - M_{B_A}^2 = (M_B^2 - M_V^2)}{1 - M_{B_A}^2 = M_{B_A}^2} \\ &= \frac{R_A^S}{M_B^2 - M_V^2} M_{B_A}^2 = g_{B_A B} \frac{M_B + M_V}{M_{B_A}^2} f_{B_A} \frac{1}{M_B^2 - M_V^2} \end{aligned} \quad (44)$$

Most of the estimates of  $g_+(0)$  suggest that [33]

$$g_+(0) = 0.29 \pm 0.04 [11] \quad (45)$$

Table 1: B-meson masses in GeV [12, 24]

	$J^P$	$M$	$M^{0=M}$
$M_B$	0	5.28	1.14
$M_{B^*}$	1	5.33	1.14
$M_{B_A}$	$1^+$	5.71	1.12

For numerical work we shall use the B-meson masses given in Table 1. Thus we have the prediction from Eq. (41)

$$g_{B^*B} = \frac{2(1.26 - 0.17)}{f_B} \quad (46)$$

This prediction [ $f_B = 180 \text{ MeV}$ ] is consistent with its various estimates e.g. QCD sum rules give it  $1.2(11) \text{ GeV}^{-1}$  with  $g_{B^*B} = 1.2g_{B^*B^0}$  (where  $g_{B^*B^0}$  has been estimated in [32]) and the constituent quark model (CQM) predicts it to be [31]

$$p\frac{1}{2} \left( \frac{1}{2} \frac{1}{m_b} + \frac{1}{m_u} \frac{M^2 p\frac{1}{2}}{f} \right), \quad p\frac{1}{2} (9.75) \text{ GeV}^{-1}: \quad (47)$$

The predictions (42) and (44) cannot be tested at present since we do not have any information on  $f_{B_A}$ . However, the ratio of S-wave and D-wave couplings is predicted to be

$$\begin{aligned} \frac{g_{B_A B}}{f_{B_A B}} &= \frac{M_{B_A}^2 (M_{B^*}^2 - M_V^2)}{2} \\ g_{B_A B} &= 2.66 f_{B_A B} \text{ GeV}^2 \end{aligned} \quad (48)$$

The different values of  $F(0)$ 's are

$$V(0) = \frac{M_B + M_V}{M_B} g_+(0) \quad (49)$$

$$A_1(0) = g_+(0) \quad (50)$$

$$A_2(0) = \frac{M_B + M_V}{M_B - M_V} g_+(0) - \frac{2M_V}{M_B - M_V} A_0(0) \quad (51)$$

where  $g_+(0)$  is given by (45). As far as  $A_0(0)$  is concerned we can get some information by writing

$$\begin{aligned} A_0(q^2) &= \tilde{A}_0(q^2) + A_0(q^2)_{\text{pole}} \\ &= \tilde{A}_0(q^2) + R_0 \frac{q^2 - M_B^2 (1 - M_B^2/M_{B^*}^2)}{(1 - q^2/M_B^2)(1 - q^2/M_{B^*}^2)} \end{aligned} \quad (52)$$

Using the parameterization for  $A_0(q^2)$  similar to (39) and the same argument as before [cf. Eq. (41)], we get

$$\begin{aligned} A_0(0) &= \tilde{A}_0(0) = R_0 \left( 1 - \frac{M_B^2}{M_{B^*}^2} \right) \\ &= \frac{g_{BB^*}}{M} f_B \left( 1 - \frac{M_B^2}{M_{B^*}^2} \right) \end{aligned} \quad (53)$$

Using the dominance

$$g_{BB^*} = \frac{M^2}{f} \frac{1}{F(0)} \quad (54)$$

so that

$$A_0(0) = f_B \frac{M}{f} \left( 1 - \frac{M_B^2}{M_{B^*}^2} \right) \frac{1}{F(0)} \quad (55)$$

where  $F(0)$  takes care of mass shellness of  $\pi$ -meson and is given by [31]

$$F(0) = \left( \frac{g}{f} \right)_{\pi} \frac{f}{2M^2} A_{\pi} = 0.80; \quad (56)$$

where we have used

$$\left( \frac{g}{f} \right)_{\pi} \frac{f}{2M^2} A_{\pi} = 1.22 \pm 0.03; \quad (57)$$

Using  $f_B = 180 \text{ MeV}$ ,  $f_{B^*} = 198 \text{ MeV}$ ,

$$A_0(0) = 0.26; \quad (58)$$

Although LEET does not give any relationship between  $k_+(0)$  and  $k_-(0)$  but due to some numerical coincidence in the LCSR expressions for  $k_+$  and  $k_-$  [20, 38]

$$k_+(0) \approx k_-(0) = g_+(0) \quad (59)$$

so that, from Eq. (37)

$$A_0(0) = 1.10 g_+(0) = 0.320 \pm 0.044 \quad (60)$$

consistent with the above estimate (58). Another estimate of  $A_0(0)$  in light-cone sum rules (LCSR) approach is 0.372.

We summarise the form factors which we shall use for our numerical work [ $M_V = M_{B^*} = 0.770 \text{ GeV}$ ]

$$V(q^2) = \frac{V(0)}{(1 - q^2/M_{B^*}^2)(1 - q^2/M_B^2)} \quad (61)$$

$$A_1(q^2) = \frac{A_1(0)}{(1 - q^2/M_{B^*}^2)(1 - q^2/M_{B^*}^2)} \left( 1 - \frac{q^2}{M_{B^*}^2 - M_V^2} \right) \quad (62)$$

$$A_2(q^2) = \frac{\tilde{A}_2(0)}{(1 - q^2/M_{B^*}^2)(1 - q^2/M_{B^*}^2)} \frac{2M_V}{M_{B^*} - M_V} \frac{A(0)}{(1 - q^2/M_B^2)(1 - q^2/M_{B^*}^2)} \quad (63)$$

where

$$\begin{aligned} V(0) &= 0.332 \pm 0.046; \\ A_1(0) &= 0.29 \pm 0.04; \\ \tilde{A}_2(0) &= 0.389 \pm 0.054. \end{aligned} \quad (64)$$

These form factors (5) are plotted in Fig. 1, where the comparison of the form factor vs. lattice data [7, 43, 44] and calculations within different approaches is given. Solid line (our result), dotted line (LCSR [11]), dashed line (quark model [14]), dash-dotted line (lattice constrained parametrisation of [7]).

## 6 Decay distribution

Four independent kinematical variables completely describe the semileptonic decay  $B \rightarrow l \bar{\nu}_l$ , where the vector meson decays to two pseudoscalar mesons,  $\pi^+ \pi^-$ . The four variables commonly used are  $q^2 = (p - k)^2$  and the three angles ( $\theta_1$ ,  $\theta_2$ , and  $\phi$ ). The angle  $\theta_1$  is measured in the  $W$  (or  $l$ ) rest frame, it is the polar angle between the charged lepton and the direction opposite to that of vector meson. The angle  $\theta_2$  is measured in the rest frame of vector meson, where the pseudoscalar mesons are back to back, and it is the polar angle between one of these mesons. The angle  $\phi$  is chosen to be azimuthal angle between the plane of flight of lepton and of pseudoscalar mesons.

The differential decay rate for  $B \rightarrow l \bar{l} \nu$  can be expressed in terms of these four variables  $q^2$ ,  $\cos \theta_1$ , and  $\cos \theta_2$  [45, 46]

$$\begin{aligned} \frac{d\Gamma(B \rightarrow l \bar{l} \nu)}{dq^2 d\cos \theta_1 d\cos \theta_2} = & \frac{3}{8(4\pi)^4} G_F^2 |V_{ub}|^2 \frac{k \cdot j q^2}{M_B^2} B(\cos \theta_1, \cos \theta_2) \\ & (1 - \cos \theta_1)^2 \sin^2 \theta_2 H_+ q^2 \\ & + (1 + \cos \theta_1)^2 \sin^2 \theta_2 H_- q^2 + 4 \sin^2 \theta_1 \cos^2 \theta_2 H_0 q^2 \\ & + 4 \sin \theta_1 (1 - \cos \theta_1) \sin \theta_2 \cos \theta_2 H_+ q^2 + H_0 q^2 \\ & + 4 \sin \theta_1 (1 + \cos \theta_1) \sin \theta_2 \cos \theta_2 H_- q^2 + H_0 q^2 \\ & + 2 \sin^2 \theta_1 \sin^2 \theta_2 \cos 2\theta_2 H_+ q^2 + H_- q^2 \end{aligned} \quad (65)$$

where

$$k \cdot j = \frac{M_B^2 + M^2 - q^2}{4M_B^2} M^2 \quad (66)$$

is the magnitude of three-momentum of  $\nu$  in the rest frame of  $B$  and is a function of  $q^2$ .

Because the parent meson has spin zero, the vector meson and the  $W$  must have the same helicity. The amplitudes for the helicities 0, +1, and -1 are proportional to  $H_0(q^2)$ ,  $H_+(q^2)$ , and  $H_-(q^2)$ . The detailed dynamics of the hadronic current are described by the variation of these helicity amplitudes with  $q^2$ . Equation (65) incorporates the  $V-A$  structure of the leptonic current, as well as the assumption that the mass of the charged lepton can be neglected.

The helicity amplitudes can in turn be related to the two axial form factors,  $A_1(q^2)$  and  $A_2(q^2)$ , and the vector form factor  $V(q^2)$ , which appear in the hadronic current (2) and (1) respectively,

$$H_0(q^2) = \frac{1}{2M} \frac{M_B^2 - q^2 - M^2}{q^2} (M_B + M) A_1(q^2) - \frac{4M_B^2 k \cdot j}{M_B + M} A_2(q^2) \quad (67)$$

and

$$H_{\pm}(q^2) = (M_B + M) A_1(q^2) \pm \frac{2M_B k \cdot j}{M_B + M} V(q^2) \quad (68)$$



The form factors  $A_1(q^2)$ ,  $A_2(q^2)$ , and  $V(q^2)$  are dimensionless and relatively real, since CP is conserved in these decays and there are no final state strong interactions [16]. We note that, while  $A_2$  contributes only to  $H_0$  and  $V$  contributes only to  $H_+$ ,  $A_1$  contributes to all three helicity amplitudes. At high  $q^2$  (small  $k \cdot j$ ), each of the helicity amplitudes is dominated by  $A_1$ . At  $q^2 = 0$ , the overall factor of  $q^2$  in (65) causes all the contributions to the decay rate to vanish except that from  $H_0(q^2)$ , since  $H_0$  contains a factor of  $1/q^2$  and at  $q^2 = q_{\text{max}}^2 = (M_B - M)^2$ , the overall factor of  $k \cdot j$  vanishes, causing the rate to do likewise.

Integrating (65) over the angles  $\theta$  and  $\phi$ , we obtain

$$\frac{d^2}{dq^2 dE_1} = \frac{G_F^2 |V_{ub}|^2 q^2}{128 \pi^3 M_B^2} \left[ (1 + \cos \theta_1)^2 H_0 q^2 + (1 - \cos \theta_1)^2 H_+ q^2 + 2(1 - \cos^2 \theta_1) H_0 q^2 \right] \quad (69)$$

where  $\theta_1$  is the polar angle between the  $\vec{k}$  and the lepton  $l$  in the  $(l_1)$  center of mass system, and

$$2M_B k \cdot j \cos \theta_1 = M_B^2 - M^2 + q^2 - 4M_B E_1; \quad (70)$$

The  $E_1$  (or  $\cos \theta_1$ ) integration of Eq. (69) can be done trivially and results in the differential  $q^2$ -distribution

$$\frac{d}{dq^2} = \frac{G_F^2 |V_{ub}|^2}{96 \pi^3} k \cdot j \frac{q^2}{M_B^2} B(\theta_1) \left[ H_0 q^2 + H_+ q^2 + H_0 q^2 \right] \quad (71)$$

By numerically integrating Eq. (69) over lepton energy  $E_1$  in the interval  $0 \leq E_1 \leq 2.6$  and over  $q^2$  in the interval

$$0 \leq q^2 \leq 2E_1 \frac{M_B^2 - M^2 + 2M_B E_1}{M_B - 2E_1};$$

the width of  $B(\theta_1)$  turns out to be

$$B(\theta_1) = 15.82 \pm 2.18 |V_{ub}|^2 \text{ ps}^{-1}; \quad (72)$$

where we have used the form factors given in Eqs. (5).

The branching ratio of  $B^0 \rightarrow \ell^+ \ell^-$  is measured by CLEO collaboration [27],  $B_{\text{expt}}(B^0 \rightarrow \ell^+ \ell^-) = 2.57 \pm 0.29^{+0.33}_{-0.46} \times 10^{-4}$ , where the errors are statistical, systematic, and theoretical. The CKM matrix element  $|V_{ub}|$  can be obtained from the branching ratio  $B_{\text{expt}}(B^0 \rightarrow \ell^+ \ell^-)$  using

$$|V_{ub}| = \sqrt{\frac{B_{\text{expt}}(B^0 \rightarrow \ell^+ \ell^-)}{B_{\text{thy}}(B^0 \rightarrow \ell^+ \ell^-)_{B^0}}} = 3.24 \times 10^{-3}. \quad (73)$$

We use  $\tau_{B^0} = 1.548 \pm 0.032$  ps [47]. Recently, the BaBar Collaboration [28] predicted the branching ratio  $B_{\text{expt}}(B^0 \rightarrow \ell^+ \ell^-) = (3.29 \pm 0.42 \pm 0.47 \pm 0.60) \times 10^{-4}$  and  $|V_{ub}| = 3.64 \pm 0.22 \pm 0.25^{+0.39}_{-0.56} \times 10^{-3}$ , where the uncertainties are statistical, systematic, and theoretical respectively. By using the branching ratio predicted by BaBar, and decay width (72), we obtain

$$|V_{ub}| = 3.67 \times 10^{-3}. \quad (74)$$

Another recent study by CLEO [29], gave the branching ratio  $B(B^0 \rightarrow \ell^+ \ell^-) = (2.17 \pm 0.34^{+0.47}_{-0.54} \pm 0.41 \pm 0.01) \times 10^{-4}$ ,  $|V_{ub}| = 3.00 \pm 0.21^{+0.29}_{-0.35} \pm 0.49 \pm 0.38 \pm 0.28 \times 10^{-3}$ , where the errors in CLEO analyses are statistical, experimental systematic, theoretical systematic based on lattice QCD and LCSR uncertainties, and  $f_1$  form factor shape uncertainty, respectively. By using this branching ratio given by CLEO [29], we obtain

$$|V_{ub}| = 2.98 \times 10^{-3}.$$

In this study of  $B \rightarrow \ell \ell$  decay, there is only one free parameter i.e.  $g(0)$ , and we have used the value of this predicted by a LCSR calculation [11] given in Eq. (45). The error appear in our calculation from this parameter. The error shown in our result of  $(B \rightarrow \ell \ell)$  in (72) is only 13.8%.

## 7 Numerical Analyses and Discussions

The values of the helicity amplitudes and form factors at  $q^2 = 0$  and  $q^2 = q_{\text{max}}^2$  are given in Tables 2, 3, and 4. The variation of form factors at  $q^2 = 0$  and  $q^2 = q_{\text{max}}^2$  is shown in Table 4. None of the helicity amplitudes changes sign

Table 2: A comparison between different calculations is given between the helicity amplitudes  $H_-$ ,  $H_+$  (GeV) and their ratio  $H_- = H_+$  at  $q^2 = 0$ .

	$H_+ (0)$	$H_- (0)$	$H_- (0) = H_+ (0)$	$\frac{H_-}{H_+} (0)$
Our	0.256	3.253	12.714	8.737
QM [14]	0.163	2.942	18.014	8.202
LC SR [11]	0.055	3.103	56.767	10.158
Lattice [7]	0.0898	4.224	47.020	10.914

Table 3: A comparison between different calculations is given between the helicity amplitudes  $H_-$ ,  $H_+$  (GeV) at  $q^2 = q_{\text{max}}^2$ .

	$H_+ (q_{\text{max}}^2)$	$H_- (q_{\text{max}}^2)$	$H_0 (q_{\text{max}}^2)$	$\frac{H_-}{H_0} (q_{\text{max}}^2)$
Our	2.362	2.362	2.362	10.652
QM [14]	2.952	2.952	2.952	13.313
LC SR [11]	2.782	2.782	2.782	12.549
Lattice [7]	2.826	2.826	2.826	12.744

over the entire physical range of  $q^2$  as shown in Fig. 2. Although  $H_+$  and  $H_0$  both get contributions from two form factors which enters with opposite signs. The square of the helicity amplitudes is plotted in Fig. 3.

First,  $H_-$  is generally dominant over  $H_+$ , while the condition  $H_- = H_+$  is forced by kinematics at  $q^2 = q_{\text{max}}^2$ ; these two amplitudes go their own way and differ by more than a factor of 12.7 at  $q^2 = 0$ , a comparison over this point is given in Table 2. Again kinematics forces  $H_0 = H_- = H_+$  at  $q^2 = q_{\text{max}}^2$ , but the amplitudes soon separate so that in the region near  $q^2 = 0$  the amplitude  $H_0$ , which contain a factor of  $1 = \frac{H_-}{H_0}$ , very much dominates the others. This feature is independent of modest changes in the form factors.

We have used vector current form factor pole at 5.33 GeV and axial vector current form factor pole at 5.71 GeV. Note that the poles are very close to the edge of physical region. This means that on the one hand, they should indeed dominate the behavior of the form factors near  $q^2 = q_{\text{max}}^2$ . The change in the  $q^2$  range in different form factors give quite distinct results as

Table 4: Variation of form factors at  $q^2 = 0$  ( $q^2 = q_{\text{max}}^2$ ) is shown. A comparison of the ratio of respective form factors at  $q^2 = q_{\text{max}}^2$  over at  $q^2 = 0$  is presented.

	V	$A_1$	$A_2$	$\frac{V(q_{\text{max}}^2)}{V(0)}$	$\frac{A_1(q_{\text{max}}^2)}{A_1(0)}$	$\frac{A_2(q_{\text{max}}^2)}{A_2(0)}$
Our	0.332 (2.605)	0.29 (0.390)	0.279 (1.136)	7.840	1.346	4.06
QM [14]	0.308 (1.915)	0.257 (0.488)	0.242 (0.956)	6.218	1.901	3.955
LC SR [11]	0.338 (2.011)	0.261 (0.460)	0.223 (0.818)	5.948	3.135	2.062
Lattice [7]	0.458 (2.102)	0.356 (0.467)	0.342 (0.898)	4.587	1.310	2.628

shown in Table 4.

The  $H_+$  ( $H_-$ ) helicity amplitudes gets destructive (constructive) contributions from the  $A_1$  and  $V$  form factors. The near zero behavior in  $H_+$  arises, since  $V$  with its coefficient  $2M_B k_{\perp} k_{\parallel} = (M_B + M_V)$  in Eq. (68) causes its contribution to this helicity amplitude to quickly catch up to that of  $A_1$  as we move away from  $q^2 = q_{\text{max}}^2$ . Of course this increases  $H_-$  correspondingly, according to Eq. (68).

A similar situation pertains to the helicity amplitude  $H_0$ , where  $A_1$  and  $A_2$  destructively interfere, as shown in Eq. (67). This pulls the whole longitudinal portion of the decay rate ( $\Gamma_L = \Gamma_0$ ) down and it is far smaller than the transverse one ( $\Gamma_T = \Gamma_+ + \Gamma_-$ ), see Table 5. This agrees with the observations of Gilman and Singleton [45], and Komer and Schuler [16] (as shown in Eq. (19) of Ref. [16]) but contradicts the recent observation of Ali and Sarr [48] in the LEET approach.

As an exercise, we check the relation among the form factors which holds true in large energy limit (LEL) (for a recent discussion see Refs. [20, 49, 50, 51]), namely

$$\frac{A_1(q^2)}{V(q^2)} = \frac{2E_V M_B}{(M_B + M_V)^2} = \frac{M_B^2 + M_V^2}{(M_B + M_V)^2} \frac{q^2}{q^2} : \quad (75)$$

In Fig. 4, we plot the ratio of  $B \rightarrow \pi$  form factors  $A_1(q^2)/V(q^2)$  and compare them with the LEL [20] Eq. (75) (dashed line), with the result of Ref. [39, 21] (dotted line) and the lattice results [52], whereas the solid line

Table 5: Different decay rate values are calculated and compared with different approaches. The comparison of  $\Gamma_L = \Gamma_T$  is presented and compared with other approaches.

		$\Gamma_+$	$\Gamma_L = \Gamma_0$	$\Gamma_T$	Total	$\Gamma_L = \Gamma_T$
Our	9.662	0.059	6.095	9.721	15.82	0.63
QM [14]	–	–	–	–	$15.8 \pm 2.3$	$0.88 \pm 0.08$
LC SR [9]	–	–	–	–	$13.5 \pm 4.0$	$0.52 \pm 0.08$
Lattice [7]	–	–	–	–	$16.5^{+3.5}_{-2.3}$	$0.80^{+0.04}_{-0.03}$
ISGW 2 [13]	–	–	–	–	14.2	0.3

Table 6: The values of the  $V=A_1$  at different  $q^2$  is given and compared with HQET {LEET approach and with recent Lattice data. Also ratio  $\Gamma_+ = \Gamma_L$  is given.

Observable	$V=A_1$ $q^2 = 0$	$V=A_1$ $q^2 = 14.53 \text{ GeV}^2$	$V=A_1$ $q^2 = 14.68 \text{ GeV}^2$	$\Gamma_+ = \Gamma_L$
Our	1.146	2.96	3.00	0.006
HQET {LEET [20]	1.29	2.63	2.66	0.02
Lattice [52]	–	2.05	2.02	–

is the result of this calculation. The knowledge of this ratio has important consequences: on the one hand, its measurement at  $q^2 = 0$  will provide a test of various approaches; on the other hand it provides the ratio  $\frac{V}{A_1} = \frac{1}{2}$  of the width to helicity eigenstates  $\frac{V}{A_1} = 1$ . In Table 6, the values of the  $V/A_1$  at different  $q^2$  is given and compared with HQET [LEET [20] approach and with recent Lattice data [52]. Also ratio  $\frac{V}{A_1} = \frac{1}{2}$  is given in Table 6.

## 8 Conclusions

We have studied  $B \rightarrow \pi l_1$  decay by using Ward Identities. The form factors have been calculated and found that their normalization is essentially determined by a single constant  $g_+(0)$ . Then we use a parametrization [Eq. (39)] which take into account potential corrections to single pole dominance arising from radialexcitations of  $M$  (where  $M = M_B$  or  $M_{B_A}$ ), as suggested by dispersion relations [31, 32]. This also takes care of off mass shellness of couplings  $B$  or  $B_A$  with  $B$  channel [30] as indicated in Eq. (40). We took the value of  $g_+(0) = 0.29 \pm 0.04$  from a recent LCSR calculations [11]. And predict the value of  $g_{B_B} = 2(1.26 \pm 0.17) = f_B \text{ GeV}^{-1}$  [cf. Eq. (46)], which agrees very well with CQM<sub>i</sub> calculation (47) and the value obtained by QCD sum rules  $\approx 2(1.1) \text{ GeV}^{-1}$ . Also, we have predicted a relation between S-wave and D-wave couplings  $g_{B_A B} = 2.66 f_{B_A B} \text{ GeV}^2$  given in Eq. (48). The estimate for  $A_0(0) = 0.320 \pm 0.044$  is consistent with the value given in Eq. (58) and with the LCSR value 0.372 [11]. We summarize the form factors in Eq. (5) and their values at  $q^2 = 0$  in Eq. (64).

A detailed analysis of form factors and helicity amplitudes is presented. Total decay rate is obtained which is  $15.82 [\mathcal{B}_{ub}]^2 \text{ ps}^{-1}$  [cf. Eq. 72], which results in predicting the CKM matrix element  $\mathcal{B}_{ub}$

$$\mathcal{B}_{ub} = 3.24 \times 10^{-3}$$

by using CLEO branching ratio result [27], and

$$\mathcal{B}_{ub} = 3.67 \times 10^{-3}$$

by using BaBar branching ratio result [28]. While using the branching ratio of recent study of CLEO [29], we obtain the value of  $\mathcal{B}_{ub}$

$$\mathcal{B}_{ub} = 2.98 \times 10^{-3}.$$

Our results of  $\langle V_{ub} \rangle$  agree very well with the respective results of  $\langle V_{ub} \rangle$  of CLEO [27], and the recent results of BaBar [28], and CLEO [29]. The error shown in our result of  $\langle B \rightarrow l \rangle$  in (72) is only 13.8% .

## A Derivation of Ward Identities

We start with the relation

$$hV(k; ) j u \quad q \quad s b j B(p) i e^{i(p-k) \cdot x} = hV(k; ) j (u(x) \quad s b(x)) j B(p) i \quad (76)$$

We can replace  $\partial$  by the covariant derivative  $D$  to take into account the strong interaction of the quark field. We can write the right hand side of Eq. (76) as

$$hV(k; ) j u(x) [ i \quad + ig \quad ] s b(x) j B(p) i hV(k; ) j u(x) [ i \quad ig \quad ] s D b(x) j B(p) i \quad (77)$$

Using Dirac equation

$$\not{D} b(x) = im_b b(x); \quad u(x) \not{D} = im_u u(x) \quad (78)$$

the relation (77) becomes

$$\begin{aligned} & (m_b - m_u) hV(k; ) j u(x) \quad s b(x) j B(p) i \\ & \quad i hV(k; ) j u(x) \quad s b(x) j B(p) i \\ & \quad + i hV(k; ) j u(x) \quad s D b(x) j B(p) i \\ = & (m_b - m_u) hV(k; ) j u \quad s b j B(p) i e^{iq \cdot x} \\ & \quad i hV(k; ) j (u(x) \quad s b(x)) j B(p) i \\ & \quad + 2i hV(k; ) j u(x) \quad s D b(x) j B(p) i \end{aligned} \quad (79)$$

Using now the linear momentum commutation relation

$$\hat{P}^i; O(x) = i D^i O(x); \quad \hat{P}^Z_q = \int d^3x : q^Z(x) D q(x) :$$

and

$$\begin{aligned} hV(k; ) \hat{P}^i &= k^i hV(k; ) j \\ \hat{P}^i j B(p) i &= p^i j B(p) i; \end{aligned} \quad (80)$$

the last two terms in Eq. (79) become

$$q \bar{h}V(k; ) j_5 b jB(p) i e^{iq \cdot x} + 2 \bar{h}V(k; ) j_5 p_b jB(p) i e^{iq \cdot x} \quad (81)$$

where in the last term we have used that  $P_b jV(k; ) i = 0$  as  $V(k; )$  does not contain the quark  $b$ . In the heavy quark effective theory  $m_b$  is taken to infinity in a way that  $p_b = m$  is held fixed, but the four momentum of the light degree of freedom are neglected compared with  $m_b$  [53]. This enables us to identify  $p_b$  with  $p$ . Hence from Eqs. (76), (79) and (81), we obtain the Ward identity [Eq. (7)] [ $p \cdot q = p \cdot k$ ]

$$\begin{aligned} \bar{h}V(k; ) j_5 q j_5 b jB(p) i &= (m_b - m_u) \bar{h}V(k; ) j_5 b jB(p) i \\ &+ (p \cdot k) \bar{h}V(k; ) j_5 b jB(p) i \end{aligned} \quad (82)$$

Similarly,

$$\begin{aligned} \bar{h}V(k; ) j_5 q j_5 b jB(p) i &= (m_b - m_u) \bar{h}V(k; ) j_5 b jB(p) i \\ &+ (p \cdot k) \bar{h}V(k; ) j_5 b jB(p) i \end{aligned} \quad (83)$$

However, the matrix element  $\bar{h}V(k; ) j_5 b jB(p) i$  vanishes due to parity consideration. Thus, we obtain the Ward Identity (6) given in the text.

Acknowledgements: Two of us (R and A) would like to acknowledge the support of King Fahd University of Petroleum and Minerals. The work of G and R was supported by Pakistan Council for Science and Technology. One of us (G) like to thank Professor Fayyazuddin for many helpful discussions over the subject. (G) also thanks M. H. Nasim, Zahoor Ahmad, and M. Shaq for their ever ready help at different stages of work.

## References

- [1] Belle Collaboration, K. Abe et al., Phys. Rev. Lett. 88, 021801 (2002) [hep-ex/0109026]; [hep-ex/0107072]; CLEO Collaboration, S. Anderson et al., Phys. Rev. Lett. 87, 181803 (2001) [hep-ex/0106060]; BaBar Collaboration, B. Aubert et al., Phys. Rev. Lett. 86, 2515 (2001) [hep-ex/0102030]; Belle Collaboration, A. Abashian et al., Phys. Rev. Lett. 86, 2509 (2001) [hep-ex/0102018].



- [2] N. Cabibbo, Phys. Rev. Lett. 10, 531 (1963); M. Kobayashi and T. Maskawa, Prog. Theor. Phys. 49, 652 (1973).
- [3] M. A. Shifman, In Proceedings of the 1987 International Symposium on Lepton and Photon Interactions at High Energies, W. Bartel, R. Ruckl (eds.) Amsterdam, North Holland, 1988; A. Masiero, Lectures given at the XVI International Meeting on Fundamental Physics, Peniscola, Spain, Padova preprint DFPD/88/TH/24 (1988)
- [4] M. Neubert, Phys. Rep. 245, 259 (1994) [hep-ph/9306320]
- [5] J. D. Richman and P. R. Burchat, Rev. Mod. Phys. 67, 893 (1995) [hep-ph/9508250]
- [6] G. Buchalla, A. J. Buras, and M. E. Lautenbacher, Rev. Mod. Phys. 68, 1125 (1996) [hep-ph/9512380]
- [7] UKQCD Collaboration, L. Del Debbio et al., Phys. Lett. B 416, 392 (1998) [hep-lat/9708008]
- [8] A. Abada et al., Nucl. Phys. B 416, 675 (1994) [hep-lat/9308007]; C. R. Allton et al., (APE Collaboration), Phys. Lett. B 345, 513 (1995) [hep-lat/9411011]; S. Hashimoto et al., Phys. Rev. D 58, 014502 (1998) [hep-lat/9711031]; S. M. Ryan et al., Nucl. Phys. Proc. Suppl. 73, 390 (1999) [hep-lat/9810041]; S. M. Ryan et al., Nucl. Phys. Proc. Suppl. 83, 328 (2000) [hep-lat/9910010]; L. Lellouch, Invited talk at the 8th International Symposium on Heavy Flavour Physics (Heavy Flavour 8), Southampton, UK, 25-29 July 1999 [hep-ph/9912353]; K. C. Bowler et al., (UKQCD Collaboration), Phys. Lett. B 486, 111 (2000) [hep-lat/9911011]; D. Becirevic and A. B. Kaidalov, Phys. Lett. B 478, 417 (2000) [hep-ph/9904490]; S. Aoki et al., (JLQCD Collaboration), Nucl. Phys. Proc. Suppl. 94, 329 (2001) [hep-lat/0011008]; A. X. El-Khadra et al., Phys. Rev. D 64, 014502 (2001) [hep-ph/0101023]; S. Aoki et al., (JLQCD Collaboration), Phys. Rev. D 64, 114505 (2001) [hep-lat/0106024]; A. Abada et al., Nucl. Phys. B 619, 565 (2001) [hep-lat/0011065]
- [9] P. Ball and V. M. Braun, Phys. Rev. D 55, 5561 (1997) [hep-ph/9701238]

- [10] A. Khodjamirian, R. Ruckl, S. Weinzierl, and O. Yakovlev, Phys. Lett. B 410, 275 (1997) [hep-ph/9706303]; A. Khodjamirian, R. Ruckl, S. Weinzierl, C. W. W. Inhart, and O. Yakovlev, Phys. Rev. D 62, 114002 (2000) [hep-ph/0001297]; A. P. Bakulev, S. V. Mikhailev, and R. Ruskov, Contribution to 5th workshop on Heavy Quark Physics, Dubna, Russia, 6-8 April 2000 [hep-ph/0006216]; T. Huang, Z.-H. Li, and X.-Y. Wu, [hep-ph/0011161]; W. Y. Wang and Y. L. Wu, Phys. Lett. B 515, 57 (2001) [hep-ph/0105154]; W. Y. Wang and Y. L. Wu, Phys. Lett. B 519, 219 (2001) [hep-ph/0106208]; P. Ball and R. Zwicky, JHEP 0110, 019 (2001) [hep-ph/0110115]; P. Ball, JHEP 9809, 005 (1998) [hep-ph/9802394]
- [11] P. Ball and V. M. Braun, Phys. Rev. D 58, 094016 (1998) [hep-ph/9805422]
- [12] M. Wirbel, B. Stech, and M. Bauer, Z. Phys. C 29, 637 (1985)
- [13] N. Isgur, D. Scora, B. Grinstein, and M. B. Wise, Phys. Rev. D 39, 799 (1989); D. Scora, and N. Isgur, Phys. Rev. D 52, 2783 (1995) [hep-ph/9503486]
- [14] M. Beyer and D. Melikhov, Phys. Lett. B 436, 344 (1998) [hep-ph/9807223]
- [15] D. Melikhov, Phys. Rev. D 53, 2460 (1996) [hep-ph/9509268]; R. N. Faustov, V. O. Galkin, and A. Y. M. Ishurov, Phys. Rev. D 53, 6302 (1996) [hep-ph/9508262]; N. B. Demchuk, P. Yu. Kulikov, I. M. Narodetskii, P. J. O'Donnell, Phys. Atom. Nucl. 60, 1292 (1997) [Yad. Fiz. 60N 8, 1429 (1997)] [hep-ph/9701388]; I. L. Grach, I. M. Narodetskii, and S. Simula, Phys. Lett. B 385, 317 (1996) [hep-ph/9605349]; D. Melikhov, and B. Stech, Phys. Rev. D 62, 014006 (2000) [hep-ph/0001113]; Th. Feldmann, and P. Kroll, Eur. Phys. J. C 12, 99 (2000) [hep-ph/9905343]; J. M. Flynn, and J. Nieves, Phys. Lett. B 505, 82 (2001) [hep-ph/0007263]; M. Beneke and Th. Feldmann, Nucl. Phys. B 592, 3 (2001) [hep-ph/0008255]; H. M. Choi, and C. R. Ji, Phys. Lett. B 460, 461 (1999) [hep-ph/9903496]
- [16] J. G. Komer and G. A. Schuler, Z. Phys. C 38, 511 (1988) [Erratum : ibid C 41, 690 (1988)]

- [17] Riazuddin, T.A. Al-Aithan, and A.H.S. Gilani, *Int. J. Mod. Phys. A* **17**, 4927 (2002) [[hep-ph/0007164](#)]
- [18] T. Kurimoto, H. Li, and A.J. Sanda, *Phys. Rev. D* **65**, 014007 (2002) [[hep-ph/0105003](#)]; Z. Ligeti, and M.B. Wise, *Phys. Rev. D* **53**, 4937 (1996) [[hep-ph/9512225](#)]; E.M. D'Amico et al., (E791 Collaboration), *Phys. Rev. Lett.* **80**, 1393 (1998) [[hep-ph/9710216](#)]; G. Burdman and J. Kamboj, *Phys. Rev. D* **55**, 2817 (1997) [[hep-ph/9602353](#)]; L. Lellouch, *Nucl. Phys. B* **479**, 353 (1996) [[hep-ph/9509358](#)]; T. Mannel, and B. Postler, *Nucl. Phys. B* **535**, 372 (1998) [[hep-ph/9805425](#)]
- [19] For a review of the Heavy Quark Symmetry results for the form factors, see for example, M. Neubert et al., in *Heavy Flavors*, Ed. by A.J. Buras and L. Linder (World Scientific, 1992)
- [20] J. Charles, A. Le Yaouanc, L. Oliver, O. Pene, and J.C. Raynal, *Phys. Rev. D* **60**, 014001 (1999) [[hep-ph/9812358](#)]
- [21] D. Ebert, R.N. Faustov, and V.O. Galkin, *Phys. Rev. D* **64**, 094022 (2001) [[hep-ph/0107065](#)]
- [22] M.J. Dugan, and B. Grinstein, *Phys. Lett. B* **255**, 583 (1991)
- [23] U. Aglietti, *Phys. Lett. B* **292**, 424 (1992)
- [24] E. Eichten, K. Gottfried, T. Kinoshita, K.D. Lane, and T.M. Yan, *Phys. Rev. D* **21**, 203 (1980)
- [25] See the reviews on "CKM Quark Mixing Matrix" and "CP violation in B decays": Particle Data Group, K. Hagiwara et al., *Phys. Rev. D* **66**, 010001 (2002) (URL: <http://pdg.lbl.gov> )
- [26] CLEO Collaboration, J.P. Alexander et al., *Phys. Rev. Lett.* **77**, 5000 (1996)
- [27] CLEO Collaboration, B.H. Behrens et al., *Phys. Rev. D* **61**, 052001 (2000) [[hep-ex/9905056](#)]
- [28] B. Aubert, et al. BaBar Collaboration, submitted to *Phys. Rev. Lett.* [[hep-ex/0301001 v1](#)]; B. Aubert, et al. BaBar Collaboration, Contributed to the 31st International Conference on High Energy Physics,

- 24{31 July 2002, Amsterdam, The Netherlands, BaBar-CONF-02/030, SLAC-PUB-9305, [hep-ex/0207080 v1]
- [29] CLEO Collaboration, S.B. Athar et al., submitted to PRD [hep-ex/0304019 v1]
- [30] C.A. Dominguez, N. Paver, and Riazuddin, Z.Phys.C 48, 55 (1990)
- [31] C.A. Dominguez, N. Paver, and Riazuddin, Phys. Lett. B 214, 459 (1988)
- [32] C.A. Dominguez, N. Paver, Z.Phys.C 41, 217 (1988)
- [33] For example, the LCSR calculations gave  $g_+(0) = 0.29 \pm 0.04$  [11],  $0.24 \pm 0.07$  [34, 9],  $0.30 \pm 0.10$  [35],  $0.28$  [36], and  $0.27$  [37].
- [34] A. Ali, V.M. Braun, and H. Simma, Z.Phys.C 63, 437 (1994) [hep-ph/9401277]
- [35] T.M. Aliev, A. Opineci, and M. Savci, Phys. Rev.D 56, 4260 (1997) [hep-ph/9612480]
- [36] P.J. O'Donnell, Q.P. Xu, and H.K.K. Tung, Phys. Rev.D 52, 3966 (1995) [hep-ph/9503260]
- [37] C.Q. Geng, C.W. Hwang, C.C. Li, and W.M. Zhang, Phys.Rev.D 64, 114024 (2001) [hep-ph/0107012]
- [38] With  $\kappa = \phi$ , Soares [39] finds a good agreement between his prediction and the lattice data [40]. In the Bakamjian-Thomas formalism [41],  $\kappa = \phi$  would hold if the D-wave were asymptotically suppressed by some power of  $E$  with respect to the S-wave in the vector meson [42].
- [39] J.M. Soares, Phys. Rev.D 54, 6837 (1998) [hep-ph/9607284]; [hep-ph/9810402]; [hep-ph/9810421]
- [40] UKQCD Collaboration, D.R. Burford et al., Nucl. Phys.B 447, 425 (1995) [hep-lat/9503002]; UKQCD Collaboration, J.M. Flynn et al., Nucl. Phys.B 461, 327 (1996) [hep-ph/9506398]
- [41] B. Bakamjian and L.H. Thomas Phys. Rev. 92, 1300 (1953)

- [42] J. Charles, A. Le Yaouanc, L. Oliver, O. Pene, and J.C. Raynal, Phys. Lett. B 451, 187 (1999) [[hep-ph/9901378 v2](#)]
- [43] The BaBar Physics Book, Eds. P.F. Harrison, and H.R. Quinn, Report No. SLAC-R-504 (1998) [See Appendix D, p.1048]
- [44] J.M. Flynn, in Proceedings of the 28th International Conference on High Energy Physics (ICHEP 96), Warsaw, Poland (25-31 July 1996), Eds. Z. Ajduk and A.K. Wroblewski, World Scientific, Singapore (1996), p.335 [[hep-lat/9611016](#)]
- [45] F.J. Gilman, and R.L. Singleton, Jr., Phys. Rev. D 41, 93 (1990)
- [46] J.G. Komer, and G.A. Schuler, Z. Phys. C 46, 93 (1990)
- [47] Particle Data Group, K. Hagiwara et al., Phys. Rev. D 66, 010001 (2002) (URL: <http://pdg.lbl.gov>)
- [48] A. Ali, and A.S. Sar, Eur. Phys. J. C 25, 583 (2002) [[hep-ph/0205254 v3](#)]; A.S. Sar, Talk presented at the 10th International Conference on Supersymmetry and Unification of fundamental Interactions, Hamburg, Germany, 10-23 June 2002, DESY 02-143 [[hep-ph/0209191 v1](#)]
- [49] G. Burdman and G. Hiller, Phys. Rev. D 63, 113008 (2001) [[hep-ph/0011266](#)]
- [50] C.W. Bauer, S. Fleming, D. Pirjol, and I.W. Stewart, Phys. Rev. D 63, 114020 (2001) [[hep-ph/0011336](#)]
- [51] M. Beneke, A.P. Chapovsky, M. Diehl, and Th. Feldmann, Nucl. Phys. B 643, 431 (2002) [[hep-ph/0206152 v2](#)]
- [52] A. Abada et. al., (SPQcdR Collaboration), presented by F. Meschia at "Lattice 2002", Boston [[hep-lat/0209116 v1](#)]
- [53] N. Isgur and M.B. Wise, Phys. Rev. D 42, 2388 (1990)

## B Figure Captions

1. Comparison of the form factor vs. lattice data [43, 44] and calculations within different approaches is given. Solid line{our result, dotted line{LC SR [11], dashed line{quark model [14], dash-dotted line{ lattice constrained param etriation of [7].
2. Comparison of Helicity amplitudes vs calculations within different approaches is given. Line description is as in Fig. 1.
3.  $d = dq^2$  distribution for each of the three terms in Eq. (71): (a) the terms proportional to  $H_-^2$  and  $H_+^2$ , (b) the terms proportional to  $H_0^2$ . Line description is as in Fig. 1.
4. Ratio of  $B \rightarrow \pi$  form factors,  $A_1(q^2) = V(q^2)$ , are plotted with lattice data points [52]. The solid line is our result. The dashed line is the LEET prediction [20] and the dotted line is the prediction of [39, 21].

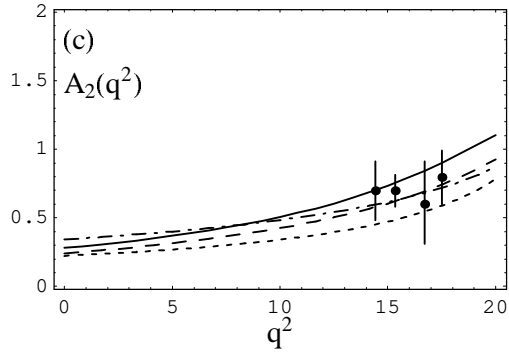
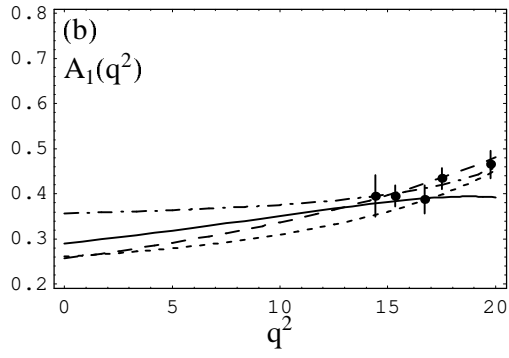
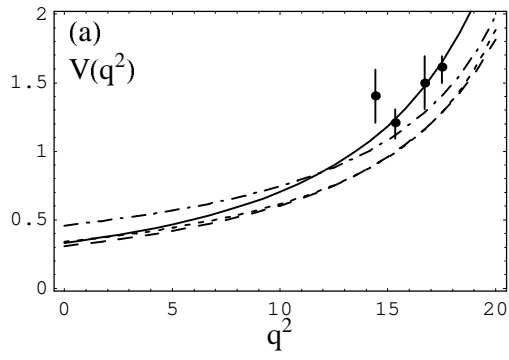


Figure 1  $(B \rightarrow \rho l \nu)$





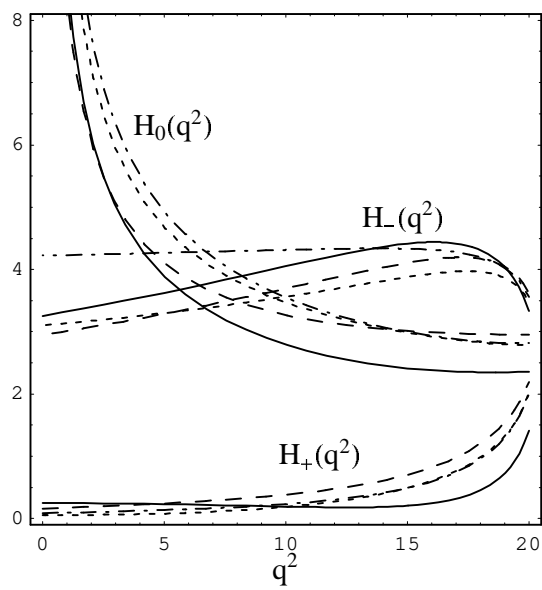


Figure 2  $(B \rightarrow \rho l \nu)$



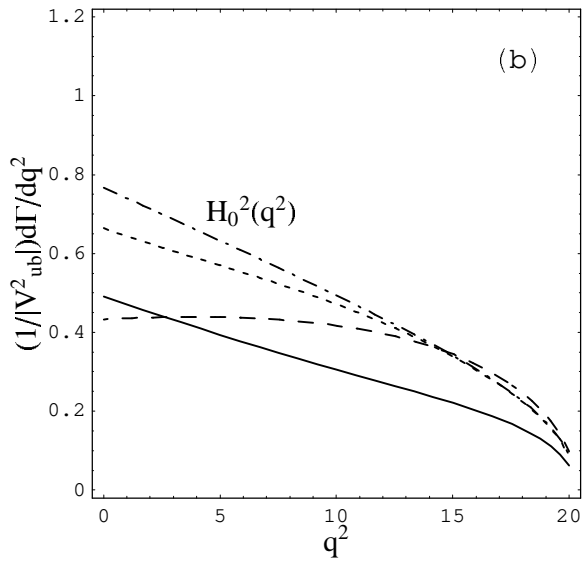
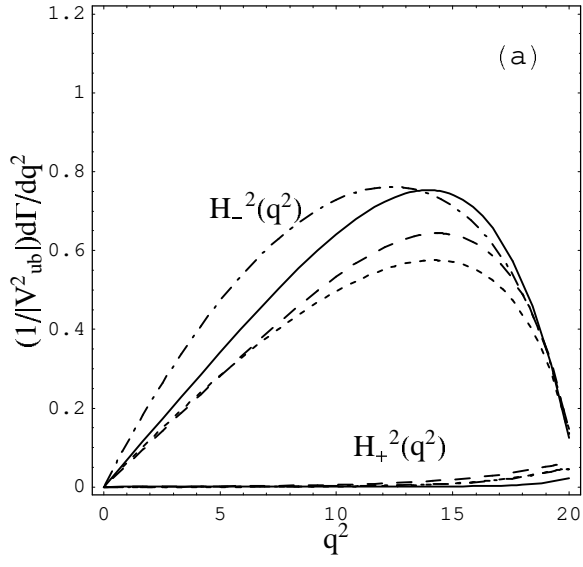


Figure 3  $(B \rightarrow \rho l \nu)$



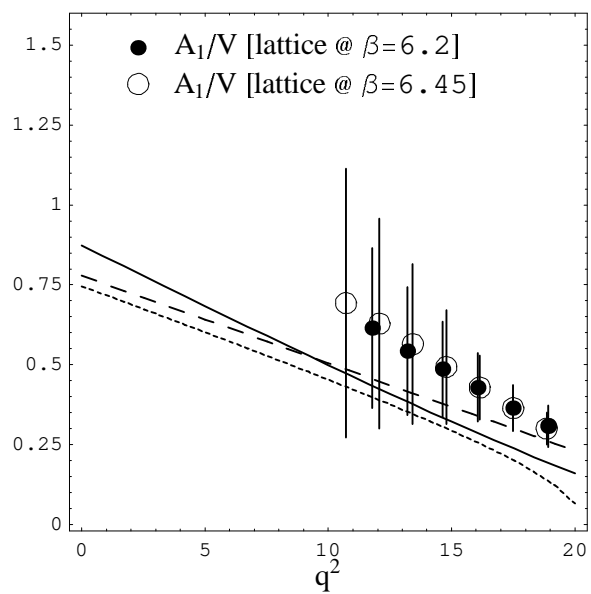


Figure 4  $(B \rightarrow \rho l \nu)$

