

Reconciling the Light Scalar Mesons with Breit-Wigner Resonances as well as the Quark Model

Eef van Beveren

Centro de Física Teórica

Departamento de Física, Universidade de Coimbra

P-3000 Coimbra, Portugal

eef@teor.suc.pt

George Rupp

Centro de Física das Interações Fundamentais

Instituto Superior Técnico, Edifício Ciência

P-1049-001 Lisboa Codex, Portugal

george@iax.ist.utl.pt

PACS number(s): 11.80.Et, 12.40.Yx, 13.75.Lb, 14.40.-n

March 25, 2022

Abstract

Resonances appearing in hadronic scattering processes are described by a two-phase model. In the one phase, scattering products are observed, whereas the other phase describes confinement. A so-called "Resonance-Spectrum Expansion" is derived, containing expressions that resemble Breit-Wigner formulae. This method also provides a straightforward explanation for the origin of the light scalar mesons without requiring extra degrees of freedom.

1 Introduction

For more than three decades now, the light scalar mesons have been puzzling both experimentalists [1{4] and theorists [5{12]. On the experimental side, one is faced with a highly disparate set of a few well-established, relatively narrow resonances, as well as some very broad, seemingly non-Breit-Wigner-like structures in S-wave meson-meson scattering. On the other hand, theory appears to have tremendous difficulties in reproducing these states on the basis of some microscopic quark substructure. For instance, the naive quark model would describe these states as confined P-wave $q\bar{q}$ systems, thus putting the masses of the lightest nonet at about 1.3 GeV upwards, and not below 1 GeV as found experimentally.

The first consistent attempt to describe the lowest scalars as a usual meson nonet was undertaken by R. L. Jaffe in 1977, in the framework of the MIT bag model [13]. In this approach, the lightest exotic $q^2\bar{q}^2$ scalar states indeed form a nonet, and are therefore also called crypto-exotics. Moreover, due to a very large, attractive color-magnetic interaction term, the central mass values of the corresponding bag states are shifted downwards several hundreds of MeV, thus being in rough agreement with the real parts of the light scalar mesons listed in the PDG tables [14], including the $f_0(600)$ or σ meson, in those days called the σ . However, it is not at all clear how to couple these stable multiquark states to the physical thresholds, and especially what influence this would have not only on the widths but also on the real part of the spectrum. Then, in 1982, M. D. Scadron presented the first theoretical description of the light scalars as a nonet of qq states [15]. In this work, the mechanism for producing light scalar mesons is the spontaneous breaking of chiral symmetry, at the same time responsible for the vanishing of the pion mass in the chiral limit. However, with the advent of chiral perturbation theory (ChPT), the σ and η mesons fell out of favor, and for many years it was considered unnecessary, perhaps even undesirable, to have a complete light scalar nonet. Only with the undeniable mounting of experimental evidence, first for the $f_0(600)$ [16] and recently also for the $K_0(800)$ (κ) [17], many model builders started to rehabilitate the light scalar nonet, even some ChPT practitioners [18]. This development also led to a revival of interest in our 1986 model prediction of the complete light nonet, in a unitarized Schrodinger formalism [19].

In modern approaches towards fundamental interactions and scattering of elementary particles, the Schrodinger equation has become obsolete. However, as we may learn from the long-standing difficulties involving the light scalar mesons, an analysis based on the Schrodinger equation, like the one employed in Refs. [19,20] can be very clarifying. Unfortunately, it is then necessary to enter into the details of solving the corresponding set of coupled second-order differential equations, a technique which has become obsolete as well.

In Table 1, we give a simple classification for the positive-parity mesons, based on the model we describe in Sec. 2. Each resonance is supposed to originate from a pure confined qq state, with quantum numbers $s = 1$ for the total intrinsic qq spin, and $\ell = 1$ or 3 for the relative orbital angular momentum of the qq pair. In Sec. 2 we explain what we exactly mean by "originating from σ ", and how this can be consistently described within a model for meson-meson scattering. By just varying one model parameter, i.e., the coupling g , letting it decrease from its "physical" value g_{ph} towards zero, the model's spectrum turns from the experimentally observed resonances into a genuine qq confinement spectrum.

For the radial confinement spectrum we have chosen equal spacings in Table 1, with level

n	mass (MeV)	I = 1	I = 1=2	I = 0
0	1.4	a ₀ (1450) [14] a ₁ (1260) [14] a ₂ (1320) [14]	K ₀ (1430) [14] K ₂ (1430) [14]	f ₀ (1370) [14] f ₀ (1500) [14] f ₁ (1285) [14] f ₁ (1420) [14] f ₂ (1270) [14] f ₂ (1430) [14]
1	1.75	a ₁ (1640) [14] a ₂ (1700) [14]	K ₀ (1950) [14] K ₂ (1980) [14]	f ₀ (1710) [14] f ₀ (1770) [21] f ₁ (1510) [14] f ₂ ⁰ (1525) [14] f ₂ (1565) [14] f ₂ (1640) [14] f ₂ (1810) [14]
2	2.1	a ₀ (2025) [22]		f ₀ (2020) [14] f ₀ (2200) [14] f ₂ (1910) [14] f ₂ (1950) [14] f ₂ (2010) [14] f ₂ (2150) [14]
3	2.45			f ₀ (2330) [14] f ₂ (2300) [14] f ₂ (2340) [14]

Table 1: The classification of the $J^P = (0;1;2)^+$ resonances as a function of radial excitation n . The ground states have $n = 0$.

splittings of 350 MeV and a ground state ($n = 0$) at 1.4 GeV. The $\ell = 3$ radial excitations start out at 1.75 GeV. Such a spectrum corresponds to the one of a harmonically oscillating quark-antiquark pair. Harmonic confinement is not essential to our model, but the cross sections, phase shifts and electromagnetic transition rates resulting from the full model are in reasonable agreement with experiment [19,23,24].

Non-strange (nn) and strange (ss) configurations double the number of isoscalar states into SU(3)-flavor singlets and octets. But one should be aware that all states get mixed through meson loops in our model (see Sec. 3). Hence, like in Nature we will not obtain pure angular, radial, or flavor excitations in our model calculations.

In Table 2 we have schematically indicated how many states one must expect at each mass level, except for the ground states where $\ell = 3$ excitations are absent.

Meson loops influence, moreover, the precise resonance shapes. Some come out broad, others narrower. Also, the central resonance positions may shift substantially (100{300 MeV) with respect to the underlying qq confinement spectrum.

From Tables 1 and 2 we may conclude that the observed positive-parity mesonic resonances can easily be accommodated in a quark model, contrary to what has been claimed in recent literature [25,26]. Notice in particular the claim in Ref. [25] that "far too many 0^{++} resonances were established, to be accommodated in the ground-state scalar nonet", a few lines further on

	$I = 1$	$I = 1=2$	$I = 0$ (singlet, octet)
$\backslash = 1$	a_0 a_1 a_2	K_0 K_1 K_2	$f_0 f_1 g$ $f_0 f_8 g$ $f_1 f_1 g$ $f_1 f_8 g$ $f_2 f_1 g$ $f_2 f_8 g$
$\backslash = 3$	a_2	K_2	$f_2 f_1 g$ $f_2 f_8 g$

Table 2: The expected number of $J^P = (0;1;2)^+$ meson resonances at each level of radial excitation.

followed by the remark "...a missing state". Inspection of Table 1 reveals that still many states are missing, especially in the $I = 1$ and $I = 1=2$ sectors. However, thanks to glueball searches we nowadays have a much better knowledge of the $I = 0$ sector than twenty years ago. A classification of the mesonic resonances in this sector can be satisfactorily achieved assuming quark degrees of freedom. That does not necessarily imply the absence of other configurations. From lattice calculations it is becoming clear that it may even be very hard to disentangle the various configurations existing in f_0 systems [27]. Hence, the f_0 s could, in principle, be mixtures of $q\bar{q}$, glueballs [28], $(q\bar{q})^2$, meson-meson states, hybrids, etc., moreover in all possible color configurations. Nevertheless, for the classification of positive-parity mesonic resonances we only need quark degrees of freedom.

However, our table does not contain the light scalar mesons, that is, the $f_0(600)$ (meson), the $f_0(980)$ and $a_0(980)$, and the recently confirmed [17] $K_0(800)$ (meson). But we have shown that such a complete nonet below 1 GeV is inevitable in the quark model, due to the 3P_0 mechanism [19,20], besides the usual nonet in the mass region 1.3{1.5 GeV, consisting of the $f_0(1370)$, $a_0(1450)$, $K_0(1430)$, and $f_0(1500)$. Notwithstanding the dissent about the correct interpretation of the individual states, these two scalar nonets are the only ones that seem to be complete from the experimental point of view. Several members of the other nonets still have to be found. Table 1 shows in which energy region we expect the missing a_0 s and K_0 s to be observed in experiment.

Let us now dwell somewhat more upon the understanding of the scalar mesons, and compare their situation with positronium. Imagine a teacher asking his/her students, after having added a cautious ground state, to invent a theory that explains the positronium spectrum. Probably only the cleverest students will discover the malice of their teacher. The others will invent whatever model it takes to get an explanation for the false positronium spectrum. In the scalar-meson spectrum, at least two such extra states seem to exist, namely the firmly established, relatively narrow $f_0(980)$ and $a_0(980)$ resonances, which are therefore also the most controversial

states for theorists. As an illustration of the general confusion here, let us just mention e.g. the "K K molecule" approach of Ref. [29], producing both the $f_0(980)$ and $a_0(980)$ as dynamical meson-meson resonances due to strong t-channel attraction in the K K system, the relativistic quark model of Ref. [30], in which only the $f_0(980)$ is described as a qq state, owing its low mass to a strong instanton-induced interaction, whereas the $a_0(980)$ is supposed to be a K K molecule, and finally the confining NJL model of Refs. [31,32], which obtains the $f_0(980)$ as well as the $a_0(980)$ as light qq scalars, thanks to an attractive 't Hooft interaction (see, however, Ref. [33]). Without these two resonances, the scalar meson spectrum would seem to start off with a ground state at about 1.3 GeV and could then be simply explained by the naive quark model, provided one assumed the very broad (600) and (800) resonances to be of whatever dynamical, but not qq origin. On the other hand, if one insists on taking the light scalars as the ground states of the spectrum, then, at first sight, it seems very hard to achieve a unified description of all scalar mesons, not to speak of including pseudoscalar, vector, and other mesons, too.

The main purpose of the present paper is to demonstrate that it is really possible to uniformly describe the whole nonet of light scalar mesons, including the broad and structures, in a 3P_0 -modified Breit-Wigner-like framework, on the basis of qq and meson-meson degrees of freedom only. However, these states will turn out to be not the naive ground states of the scalar-meson spectrum [19,20,34]. The formalism we shall use is just the old-fashioned Schrodinger equation, often considered "unworthy" in hadronic physics nowadays, but which nonetheless is perfectly suited to describe phenomena like (virtual) bound states, resonances, threshold behavior, Riemann sheets, and so forth. Of course, we do not propose this technique so as to substitute the modern nonperturbative methods for handling QCD. It is just intended to pinpoint the structure of the scalar-meson spectrum, and to show how powerful a simple, intuitive approach can be, as long as one includes the relevant degrees of freedom. For that purpose, one unavoidably has to go through some widely forgotten calculus, in order to obtain an analytic expression for the S matrix from a set of coupled-channel equations. Therefore, we shall choose the simplest possible interactions that still contain the essence of the physics, without eclipsing the latter by a heap of opaque equations.

The organization of this paper is as follows. In Sec. 2 we formally present the coupled-channel equations linking the confined qq sector to the free two-meson sector. Section 3, in combination with Appendices A, B, and C, is devoted to a detailed analytical derivation of the S matrix and the scattering phase shift for a two-channel model, with arbitrary confinement and a delta-shell interaction to mimic the 3P_0 transitions between the qq and meson-meson channels. The here derived formula, which we call "Resonance-Spectrum Expansion", is central to the

ensuing analysis in the remainder of the paper. In Sec. 4 we discuss how to extract results for bound states, resonances, and scattering observables from the S matrix for the full, multichannel model. In Sec. 5 we describe the general connection between the discrete component spectrum and the S -matrix poles corresponding to physical bound states and resonances, depending on the threshold energies. Section 6 explains the difference in threshold behavior of S -wave and P -wave poles. In Sec. 7 we present a detailed discussion of the behavior of S -matrix poles, as a function of the relative momentum k or the energy E , for the light scalar mesons, in particular the $K_0(800)$ and the $a_0(980)$. Our conclusions on the nature of the scalar mesons are drawn in Sec. 8.

2 Coupled channels

Let us consider a mesonic system which may appear in two different phases, and a mechanism allowing transitions from one phase to the other. In one phase the system consists of two noninteracting mesons, in the other phase of two permanently bound particles representing a quark-antiquark system. We will refer to the former phase as *free*, to the latter as *con*. The communication between the two phases we describe through a short-range potential V_t . In the interaction region, which has the dimension of about 1 fm, we allow both phases to coexist. Hence, the wave function of such a system consists of two components there, ψ_f and ψ_c . Outside the interaction region the *con* component ψ_c must, of course, vanish rapidly. This can be achieved by a potential V_c , rising to infinity with distance, like the linear and the harmonic-oscillator potentials.

Let the Hamiltonians H_c and H_f describe the dynamics of the phases of two permanently *con* particles and of two *free* particles, respectively. Then the following set of coupled Schrodinger equations describes the dynamics of the full system :

$$(E - H_c) \psi_c(\mathbf{r}) = V_{t-f}(\mathbf{r}) \psi_f(\mathbf{r}) \quad \text{and} \quad (E - H_f) \psi_f(\mathbf{r}) = [V_t]^\dagger \psi_c(\mathbf{r}) : \quad (1)$$

Such a philosophy already underlied an elaborate coupled-channel quark model [19,23,35,36], designed to simultaneously describe mesonic bound-state spectra, resonances, and meson-meson scattering. However, in spite of the model's success to reproduce a host of experimental data with a very limited number of parameters, it is not very suited for the point we wish to make in the present paper, owing to the specific model choice of the *con*-*free* qq potential, and especially the rather complicated matrix expressions needed to obtain S -matrix-related observables. Thus, we shall use here an arbitrary *con* component potential, and a very simple transition potential V_t .

3 Quark exchange and meson loops

When, as depicted in Fig. 1, two interacting mesons exchange a quark, the resulting system will consist of a valence quark-antiquark pair. Whether this qq pair is going to form a resonance or not will depend on the quantum numbers of the system and the total available energy.

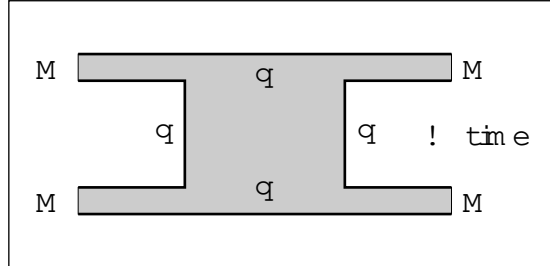


Figure 1: The mesons (M) exchange a quark or, equivalently, a quark-antiquark pair is annihilated, followed by a second quark exchange, equivalent to a new quark-antiquark pair being created.

Near a resonance, such a process may be described by scattering phase shifts of the form

$$\cot \delta(s) = \frac{E_R^2 - s}{\Gamma_R} ; \quad (2)$$

where E_R and Γ_R represent the central invariant meson-meson mass and the resonance width, respectively.

However, formula (2) is a good approximation for the scattering cross section only when the resonance shape is not very much distorted and the width of the resonance is small. Moreover, the intermediate state in such a process is essentially a constituent qq configuration that belongs to a continuum spectrum (also referred to as bare or intrinsic states), and hence may resonate in one of the eigenstates. This implies that the colliding mesons scatter on the whole qq continuum spectrum of radial, and possibly also angular excitations, not just on one single state [37]. Consequently, a full expression for the phase shifts of Eq. (2) should contain all possible eigenstates of such a spectrum, as long as quantum numbers are respected. Let us denote the eigenvalues of the relevant part of the spectrum by E_n ($n = 0, 1, 2, \dots$), and the corresponding eigenstates by F_n . Then, following the procedure outlined in Appendices (A), (B), (C), and in Ref. [20], we may write for the partial-wave phase shifts the more general expression

$$\cot \delta(s) = -I(s) \sum_{n=0}^{\infty} \frac{F_n^2}{s - E_n^2} + R(s) \sum_{n=0}^{\infty} \frac{F_n^2}{s - E_n^2} ; \quad (3)$$

which we call "Resonance-Spectrum Expansion". In $R(s)$ and $I(s)$ we have absorbed the kinematical factors and the details of two-meson scattering, and moreover the three-meson vertices.

For an approximate description of a specific resonance, and in the rather hypothetical case that the three-meson vertices have small coupling constants, one may single out, from the sum over all component states, one particular state (say number N), the eigenvalue of which is nearest to the invariant meson-meson mass close to the resonance. Then, for total invariant meson-meson masses \sqrt{s} in the vicinity of E_N , one finds the approximation

$$\cot \delta(s) = \frac{E_N + R(s) F_N^2}{I(s) F_N^2} ; \quad (4)$$

Formula (4) is indeed of the Breit-Wigner form (2), with the central resonance position and width given by

$$E_R = E_N + R(s) F_N^2 \quad \text{and} \quad \Gamma = 2I(s) F_N^2 ; \quad (5)$$

In experiment, one observes the influence of the nearest bound state of the component spectrum, as in classical resonating systems. Nevertheless, Eq. (4) is only a good approximation if the three-meson couplings are small. Since the coupling of the meson-meson system to quark exchange is strong, the influence of the higher- and lower-lying excitations is not negligible.

In the other hypothetical limit, namely of very large couplings, we obtain for the phase shift the expression

$$\cot \delta(s) = \frac{R(s)}{I(s)} ; \quad (6)$$

which describes scattering on an infinitely hard cavity.

The physical values of the couplings come out somewhere in between the two limiting cases. Most resonances and bound states can be classified as stemming from a specific component state [38,39]. However, some structures in the scattering cross section stem from the cavity which is formed by quark exchange or pair creation [20]. The most notable of such states are the low-lying resonances observed in S-wave pseudoscalar-pseudoscalar scattering [17,40].

From the discussion above one may conclude that, to lowest order, the mass of a meson follows from the quark-antiquark component spectrum. It is, however, well-known that higher-order contributions to the meson propagator, in particular those from meson loops as depicted in Fig.2, cannot be neglected.

Virtual meson loops give a correction to the meson mass, whereas decay channels contribute to the strong width of the meson, too. One obtains for the propagator of a meson the form

$$D(s) = \frac{1}{s - M_{\text{component}}^2 + \frac{i}{2} M_{\text{meson loops}}^2} ; \quad (7)$$

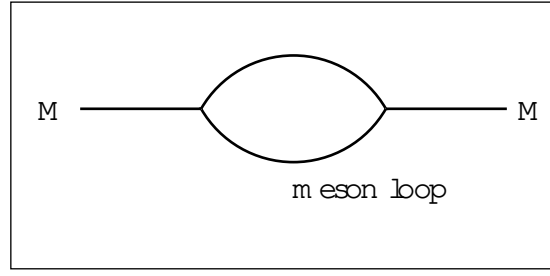


Figure 2: The lowest-order self-energy graph for a meson propagator.

where M develops complex values whenever the threshold of a decay channel gets surpassed.

For the full mass of a meson, all possible meson-meson loops have to be considered. A model for meson-meson scattering must therefore include all possible inelastic channels as well. Although in principle this could be done, in practice it is not manageable, unless a scheme exists dealing with all vertices and their relative intensities (see e.g. Ref. [41] for scalar and pseudo-scalar meson couplings). In Refs. [42,43] relative couplings have been determined in the harmonic-oscillator approximation assuming 3P_0 quark exchange. However, further kinematical factors must be worked out and included.

4 The spectrum

The full model consists of an expression for the K matrix similar to Eq. (3), but extended to many meson-meson scattering channels, several constituent quark-antiquark channels, and more complicated transition potentials [19,23], which at the same time and with the same set of four parameters reproduces bound states, partial-wave scattering quantities, and the electromagnetic transitions of $c\bar{c}$ and $b\bar{b}$ systems [24].

The K matrix can be analytically continued below the various thresholds, even the lowest one, with no need to redefine any of the functions involved, in order to study the singularities of the corresponding scattering matrix. Below the lowest threshold, these poles show up on the real p^2 axis, and can be interpreted as the bound states of the coupled system, to be identified with stable mesons. For the light flavors one finds this way a nonet of light pseudoscalars, i.e., the pion, kaon, eta, and eta⁰. For the heavy flavors, the lowest-lying model poles can be identified with the D (1870), D_s (1970), \bar{c} (1S), $J = (1S)$, (3686), B (5280), B_s (5380), (1S), (2S), and (3S).

Above the lowest threshold, the model's partial-wave cross sections and phase shifts for all included meson-meson channels can be calculated and compared to experiment, as well as the inelastic transitions. Singularities of the scattering matrix come out with negative imaginary part

in the $P\bar{s}$ plane. To say it more precisely: out of the many singularities in a rather complex set of Riemann sheets, some come close enough to the physical real axis to be noticed in the partial-wave phase shifts and cross sections. In fact, each meson-meson channel doubles the number of Riemann sheets, hence the number of poles. Consequently, with ten scattering channels one has for each eigenvalue of the confinement spectrum 1024 poles in 1024 Riemann sheets, out of which usually only one contains relevant poles in each $P\bar{s}$ interval in between the thresholds. Those can be identified with the known resonances, like the ρ pole in $\pi\pi$ scattering, or the K pole in $K\pi$ scattering. However, there may always be a pole in a nearby Riemann sheet just around the corner of one of the thresholds, which can be noticed in the partial-wave cross section. The study of such poles is an interesting subject by itself [18,44].

Once the four model parameters are adjusted to the experimental phase shifts and cross sections, the pole positions can be determined and compared with tables from meson spectroscopy. For the purpose of the present investigation, we shall focus next on the singularity structure of the S matrix for the lowest-lying poles in S -wave meson-meson scattering, employing the simplified model of Sec. 3 above.

5 Scattering-matrix poles

In the hypothetical case of very small couplings for the three-meson vertices, we obtain poles in the scattering matrix that lie close to the eigenvalues of the confinement spectrum. Let us denote by M_1 and M_2 the meson masses, and by E the difference between the complex-energy pole of the scattering matrix and the energy eigenvalue E_N of the nearby state of the confinement spectrum. Using formula (5), we obtain

$$E = \text{Re} R(s) - i\text{Im}(s)g^2 f_N^2 : \quad (8)$$

We may distinguish two different cases:

- (1) $E_N > M_1 + M_2$ (above threshold),
- (2) $E_N < M_1 + M_2$ (below threshold).

When the nearby state of the confinement spectrum is in the scattering continuum, then E has a negative imaginary part and a real part, since both $\text{Re} R(s)$ and $\text{Im}(s)$ of formula (8) are real, and $\text{Im}(s)$ is moreover positive. The resonance singularity of the scattering matrix corresponding to this situation is depicted in Fig. 3.

Notice that the resonance pole is in the lower half of the complex-energy plane (second Riemann sheet), as it should be.

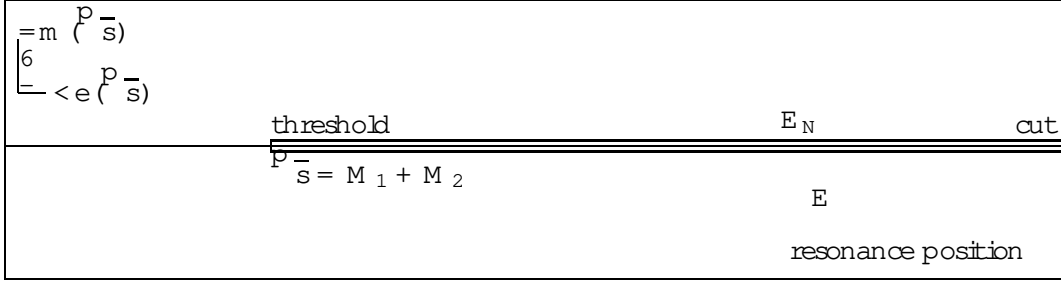


Figure 3: When the continuum state on the real P_S axis is in the scattering continuum, then for small coupling (perturbative regime) the resonance pole moves into the lower half of the complex P_S plane.

When the nearby state of the continuum spectrum is below the scattering threshold, then E has only a real part, since $I(s)$ turns purely imaginary below threshold, whereas $R(s)$ remains real. The bound-state singularity of the scattering matrix corresponding to this situation is depicted in Fig. 4.

Note that the bound-state pole is on the real axis of the complex-energy plane, as it should be.

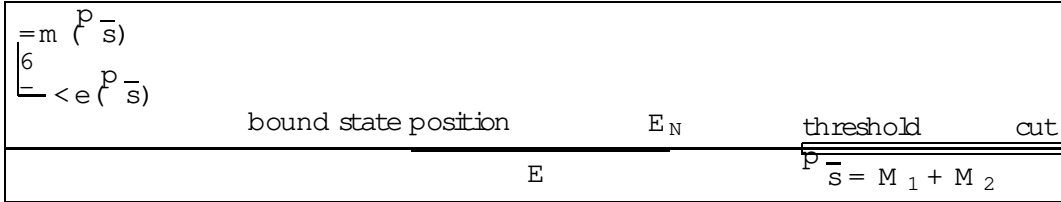


Figure 4: When the continuum state on the real P_S axis is below the lowest scattering threshold, then the bound-state singularity comes out on the real P_S axis.

6 Threshold behavior

Near the lowest threshold, as a function of the overall coupling constant, S-wave poles behave very differently from P- and higher-wave poles. This can easily be understood from the effective-range expansion [45] at the pole position. There, the cotangent of the phase shift equals i . Hence, for S waves the next-to-lowest-order term in the expansion equals ik (k represents the linear momentum related to s and to the lowest threshold). For higher waves, on the other hand, the next-to-lowest-order term in the effective-range expansion is proportional to k^2 .

Poles for P and higher waves behave in the complex k plane as indicated in Fig. 5b. The two k -plane poles meet at threshold ($k = 0$). When the coupling constant of the model is increased, the poles move along the imaginary k axis. One pole moves towards negative imaginary k , corresponding to a virtual bound state below threshold on the real P - S axis, but in the wrong Riemann sheet. The other pole moves towards positive imaginary k , corresponding to a real bound state.

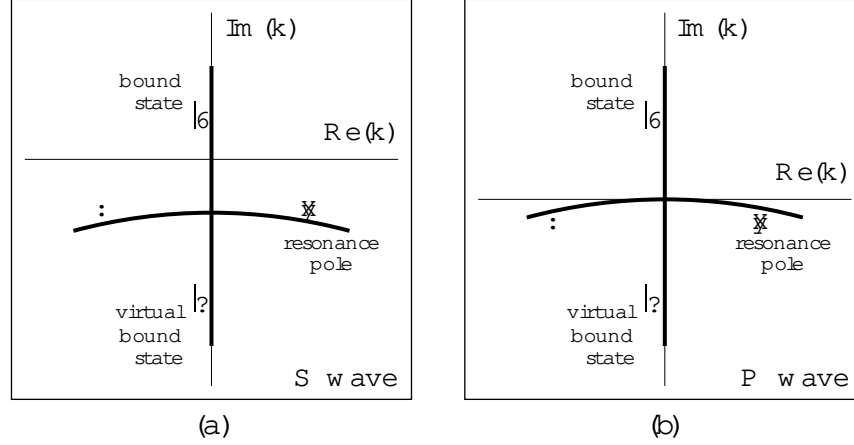


Figure 5: Variation of the positions of scattering-matrix poles as a function of hypothetical variations in the three-meson-vertex coupling, for S waves (a), and for P and higher waves (b). The arrows indicate increasing coupling constant.

For S-wave poles, the behavior is shown in Fig. 5a. The two k -plane poles meet on the negative imaginary k axis. When the coupling constant of the model is slightly increased, both poles continue on the negative imaginary k axis, corresponding to two virtual bound states below threshold on the real P - S axis. Upon further increasing the coupling constant of the model, one pole moves towards increasing negative imaginary k , thereby remaining a virtual bound state for all values of the coupling constant. The other pole moves towards positive imaginary k , eventually passing threshold ($k = 0$), thereby turning into a real bound state of the system of coupled meson-meson scattering channels. Hence, for a small range of hypothetical values of the coupling constant, there are two virtual bound states, one of which is very close to threshold. Such a pole certainly has noticeable influence on the scattering cross section.

Although we are not aware of any experimental data that could confirm the above-described threshold behavior of poles, we suspect this to be possible for atomic transitions in cavities. Unfortunately, it does not seem likely that in the near future similar processes can be studied for strong coupling.

7 The low-lying nonet of S-wave poles

The nonet of low-lying S-wave poles behave as described in Sec. (5), with respect to variations of the model's overall coupling constant. However, they do not stem from the continuum spectrum, but rather from the cavity. For small values of the coupling, such poles disappear into the continuum, i.e., they move towards negative imaginary infinity [20], and not towards an eigenstate of the continuum spectrum as in Fig. 3.

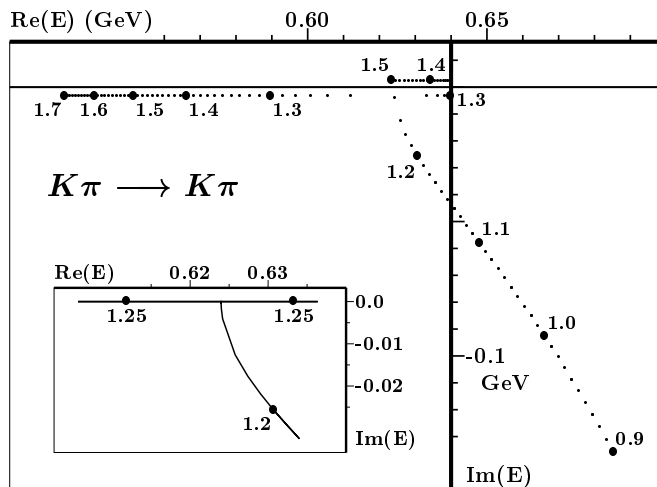


Figure 6: Hypothetical movement of the $K_0(800)$ pole in $K\pi$ ($I = 1=2$) S-wave scattering as a function of the coupling constant (g is increased by steps of 0.01 unit, starting from 0.9). The two branches on the imaginary k axis (see Fig. 5) both result in poles on the real axis in the $E = \bar{p}\bar{s}$ plane. However, in order to visualize their movement as a function of the coupling constant, we give virtual bound states ($\text{Im}(k) < 0$) a small negative and bound states ($\text{Im}(k) > 0$) a small positive imaginary part. In the inset we show in more detail how the poles coming from the lower half of the complex $E = \bar{p}\bar{s}$ plane end up on the real axis when the coupling constant is increased from 1.2 to 1.25.

In Fig. 6 we study the hypothetical movement of the $K_0(800)$ pole in $K\pi$ S-wave scattering. The physical value of the coupling constant equals 0.75, which is not shown in Fig. 6. A figure for smaller values of the coupling constants can be found in Ref. [20]. The physical pole in $K\pi$ isodoublet S-wave scattering, related to experiment [17], comes out at 727 ± 263 MeV in Ref. [19]. Here we concentrate on the threshold behavior of the hypothetical pole movements in the complex k and $\bar{p}\bar{s}$ planes as a function of the coupling constant. Until they meet on the axis, which is for a value of the coupling constant slightly larger than 1.24, we have only depicted the right-hand branch.

The pole corresponding to the one moving downwards along the imaginary k axis moves to the left on the real $\bar{p}\bar{s}$ axis. The pole which moves upwards along the imaginary k axis initially moves towards threshold and then turns back, following the former pole, but in a different Riemann sheet. In the inset we clarify the motion of the S-matrix singularities just before and just after

they represent virtual and real bound states. Notice that, since we took 0.14 GeV and 0.50 GeV for the pion and the kaon mass, respectively, we end up with a threshold at 0.64 GeV.

It is interesting to note that in a recent work by Boglione and Pennington [46] a zero-width state is found below the $K\bar{K}$ threshold in S -wave scattering, instead of the $K_0(800)$ resonance. Here, we would obtain such a state for unphysical values of the coupling.

In Fig. 7 we have depicted the movement of the $a_0(980)$ pole in S wave $I = 1$ $K\bar{K}$ scattering (threshold at 1.0 GeV) on the upwards-going branch. One observes a very similar behavior as in the case of $K\bar{K}$ scattering, but with two important differences, to be described next.

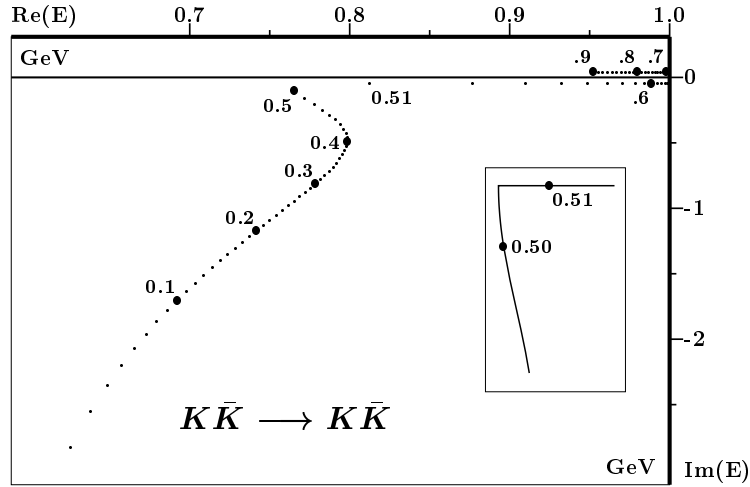


Figure 7: Pole movement of the $a_0(980)$ as a function of the coupling constant for $K\bar{K}$ ($I = 1$) S -wave scattering (λ is increased by steps of 0.01 unit, starting from 0.02). As in the case of the $K_0(800)$ pole, the two branches on the imaginary k axis (see Fig. 5) both result in poles on the real axis in the $E = \sqrt{s}$ plane. However, in this case we only study the upwards moving branch. Also here, in order to visualize their movement as a function of the coupling constant, we give virtual bound states ($\text{Im}(k) < 0$) a small negative and bound states ($\text{Im}(k) > 0$) a small positive imaginary part. In the inset we show in more detail how the poles coming from the lower half of the complex $E = \sqrt{s}$ plane end up on the real axis when the coupling constant is increased from 0.50 to 0.51.

The $K_0(800)$ poles meet on the real \sqrt{s} axis only 16 MeV below threshold (see Fig. 6), and for a value of the coupling constant which is well above the physical value of 0.75, whereas the $a_0(980)$ poles meet 238 MeV below threshold, when the coupling constant only equals slightly more than 0.5. At the physical value of the coupling constant, the $a_0(980)$ pole is a real bound state some 9 MeV below threshold.

But there is yet another difference. Whereas the $K\bar{K}$ channel represents the lowest possible scattering threshold for the $K_0(800)$ system, $K\bar{K}$ is not the lowest channel for the $a_0(980)$. In a more complete description, at least all pseudoscalar meson-meson channels should be taken into account. One of these is the $\pi\pi$ channel, which has a threshold well below $K\bar{K}$. Consequently, upon including the $\pi\pi$ channel in the model, the pole cannot remain on the real \sqrt{s}

axis, but has to acquire an imaginary part in a similar way as shown in Fig. 3. In Ref. [19] we obtained a resonance-like structure in the cross section, representing the physical $a_0(980)$. The corresponding pole came out at $962 - i28$ MeV.

For the $f_0(980)$ system the situation is very similar to that of the $a_0(980)$. Assuming a pure ss quark content [47], we obtain for the variation of the corresponding pole in KK ($I = 0$) S-wave scattering a picture almost equal to the one shown in Fig. 7. However, only in lowest order the KK channel can be considered the lowest threshold for the $f_0(980)$ system. In reality, ss also couples to the nonstrange quark-antiquark isosinglet, namely via the KK channel, and hence to [48]. Nevertheless, this higher-order coupling turns out to be rather weak, which implies that the resulting pole does not move far away from the KK bound state. In Ref. [19] we obtained a resonance-like structure in the cross section representing the physical $f_0(980)$. The corresponding pole came out at $994 - i20$ MeV.

At lower energies, we found for the same cross section a pole which is the equivalent of the $K_0(800)$ system, but now in isoscalar S-wave scattering. This pole at $470 - i208$ MeV can be associated with the κ or $f_0(600)$ meson, since it has the same quantum numbers and lies in the ballpark of predicted pole positions in models for the κ (a complete overview of poles can be found in Ref. [49]).

We do not find any other relevant poles in the energy region up to 1.0 GeV.

8 Summary and conclusions

It should be clear from the foregoing that the light scalar mesons do allow a description on the basis of normal $q\bar{q}$ states, provided one accounts for mesonic loops. The crucial point is that, while for the other mesons the effect of coupling to open and closed meson-meson channels is more or less perturbative, giving rise to complex or real mass shifts of the $q\bar{q}$ confinement states, in the case of the scalar mesons the very strong 3P_0 coupling to S-wave pseudoscalar-pseudoscalar channels forces additional, highly non-perturbative poles in the S matrix to approach the physical region, unhampered by any centrifugal barrier in the two-meson sector. In other words, these singularities do not stem from the confinement spectrum, at least not in a simple way, but are rather due to the 3P_0 barrier providing the communication between the $q\bar{q}$ states and the meson-meson continuum. Nonetheless, these poles give rise to very pronounced structures in the S-wave scattering of pseudoscalar mesons, which can be either clear-cut resonances ($a_0(980)$ and $f_0(980)$), or broad non-resonant bumps ($f_0(600)$ and $K_0(800)$).

These conclusions we were able to make more quantitative by employing a simplified two-channel model with a delta-shell transition potential, allowing the derivation of a general, closed-

form expression of the scattering phase shift for an arbitrary confinement mechanism. This formula, which we baptized "Resonance-Spectrum Expansion", turns into a standard Breit-Wigner form in the vicinity of a particular resonance, in the limit of small coupling and width, whereas it describes hard-sphere scattering in the limit of large coupling. Application of this formalism to the specific case of the scalar mesons unmistakably shows that all states of the light nonet have the same origin, and, in principle, the same threshold behavior. It just happens that the various thresholds of the different scalars are very disparate, not in the least due to the small pion mass and hence to chiral symmetry.

In particular, we found, in the complex-energy plane, a nonet of S -matrix poles representing the $a_0(980)$, $f_0(980)$, $f_0(600)$, and $K_0(800)$, the latter two having real parts of 0.47 GeV and 0.73 GeV, respectively, and imaginary parts of 0.21 GeV resp. 0.26 GeV. Whether or not these poles manifest themselves as clear physical resonances [50] is not so relevant here in view of their common nature, as we have demonstrated in detail for the $K_0(800)$ and $a_0(980)$. Besides these "non-perturbative" states, we also found the confinement-ground-state nonet of scalar mesons $f_0(1370)$, $a_0(1450)$, $K_0(1430)$, and $f_0(1500)$. The latter poles vary as a function of the coupling constant exactly the way indicated in Fig. 3. For vanishing coupling, they end up on the real energy axis at the positions of the various ground-state eigenvalues of the confinement spectrum, which are the light-flavor 3P_0 states at 1.3 to 1.5 GeV [51-53]. Recall that, in contrast, the poles of the light scalars move towards negative imaginary infinity in this limit.

In conclusion, we should mention that a coupled-channel or unitarized approach to the scalar mesons, similar in spirit to our present and previous [19,34] works, is rapidly gaining advocates [54-57]. Nevertheless, in none of these works a simultaneous description of the two lowest scalar nonets is achieved as outlined above, most notably the still widely contested [50,54,55] but now experimentally confirmed $K_0(800)$. As a final remark, let us point out that in our full model with many coupled channels [19], all channels contribute to the states under the resonance, and not just one specific channel. However, both the full and the simplified model produce very similar masses and widths for the light scalars when reproducing the experimental phase shifts in the relevant energy region. This lends additional quantitative support to our predictions for these observables presented here.

Acknowledgement: We wish to thank F. Kleefeld for useful discussions on the distribution of S -matrix poles in the complex E and k planes.

This work was partly supported by the Fundaç o para a Ci ncia e a Tecnologia of the Minist rio da Ci ncia e da Tecnologia of Portugal, under contract numbers CERN/FIS/43697/2001 and CERN/FNU/49555/2002.

A The T matrix for meson-meson scattering

In Eq. (1), we must eliminate ψ_c , since it vanishes at large distances and is thus unobservable. Formally, this can be done in a straightforward way. We then obtain the relation

$$\psi_f(\mathbf{r}) = (\mathbf{E} - H_f)^{-1} [V_t]^T (\mathbf{E} - H_c)^{-1} V_{t-f} \psi_f(\mathbf{r}) : \quad (9)$$

By comparison of Eq. (9) with the usual expressions for the scattering wave equations, we conclude that the generalized potential V is here given by

$$V = [V_t]^T (\mathbf{E} - H_c)^{-1} V_t : \quad (10)$$

The matrix elements of the T-operator are defined by the Lippmann-Schwinger equation

$$\begin{aligned} T_{\mathbf{p};\mathbf{p}^0;z} &= V_{\mathbf{p};\mathbf{p}^0} + \\ &+ \int d^3k^0 \int d^3k V_{\mathbf{p};\mathbf{k}^0} G_f(\mathbf{k}^0;\mathbf{k};z) V_{\mathbf{k};\mathbf{p}^0} + \\ &+ \int d^3k^{\infty} \int d^3k^{\infty} \int d^3k^0 \int d^3k V_{\mathbf{p};\mathbf{k}^{\infty}} G_f(\mathbf{k}^{\infty};\mathbf{k}^{\infty};z) V_{\mathbf{k}^{\infty};\mathbf{k}^0} \\ &G_f(\mathbf{k}^0;\mathbf{k};z) V_{\mathbf{k};\mathbf{p}^0} + \dots ; \end{aligned} \quad (11)$$

where the Green's operator $G_f(z)$ corresponds to the self-adjoint free Hamiltonian H_f , according to

$$G_f(\mathbf{k}^0;\mathbf{k};z) = \mathbf{k}^0 (z - H_f)^{-1} \mathbf{k} = \frac{2_{\mathbf{f}}}{2_{\mathbf{f}z} k^2} \mathbf{k}^0 \mathbf{k} : \quad (12)$$

Substitution of relation (12) in expression (11) yields for the T-matrix elements the form

$$\begin{aligned} T_{\mathbf{p};\mathbf{p}^0;z} &= V_{\mathbf{p};\mathbf{p}^0} + \int d^3k V_{\mathbf{p};\mathbf{k}} \frac{2_{\mathbf{f}}}{2_{\mathbf{f}z} k^2} V_{\mathbf{k};\mathbf{p}^0} + \\ &+ \int d^3k^0 \int d^3k V_{\mathbf{p};\mathbf{k}^0} \frac{2_{\mathbf{f}}}{2_{\mathbf{f}z} k^2} V_{\mathbf{k}^0;\mathbf{k}} \frac{2_{\mathbf{f}}}{2_{\mathbf{f}z} k^2} V_{\mathbf{k};\mathbf{p}^0} + \dots : \end{aligned} \quad (13)$$

At this stage, we must make a choice for the operators H_c , describing the constituent dynamics in the interaction region, H_f , representing the dynamics of the scattered particles at large distances, and V_t , which stands for the transitions between these two sectors. For an arbitrary spherically symmetric constituent potential V_c , we define these operators in configuration space by

$$H_c = \frac{r_c^2}{2} + m_q + m_q + V_c(r) \quad ; \quad H_f = \frac{r_f^2}{2} + M_1 + M_2$$

$$\text{and} \quad V_t = \frac{1}{2ca} (r - a) : \quad (14)$$

The various mass parameters of Eq. (14) are defined in Table 3. The transition potential V_t , which provides the communication between the confined channel and the scattering channel, is an extreme simplification of potentials [42] that may describe the breaking of the color string. Here it is assumed to only act when the particles are at a distance $r = a$, thus having the form of a spherical delta shell.

symbol	definition
m_q (m_q)	constituent (anti-)quark mass
m_c	reduced mass in confinement channel
$M_{1,2}$	meson masses
m_f	reduced mass in scattering channel

Table 3: Definition of mass parameters used in Eq. (14).

In configuration space, we may then write the non-relativistic 2 × 2 stationary matrix wave equation (1) in the form

$$\begin{aligned} \left(\frac{r_c^2}{2} + m_q + m_q + V_c \right) \psi_c(\mathbf{r}) &= \frac{1}{2ca} (r - a) \psi_f(\mathbf{r}) ; \\ \left(\frac{r_f^2}{2} + M_1 + M_2 \right) \psi_f(\mathbf{r}) &= \frac{1}{2ca} (r - a) \psi_c(\mathbf{r}) : \end{aligned} \quad (15)$$

A.1 The Born term

In the momentum representation, Eq. (10) takes the form

$$V(\mathbf{p}; \mathbf{p}^0) = \langle \mathbf{p} | V | \mathbf{p}^0 \rangle^E = \langle \mathbf{p} | [V_t]^T (E(\mathbf{p}) - H_c)^{-1} V_t | \mathbf{p}^0 \rangle^E : \quad (16)$$

The total center-of-mass energy E and the linear momentum \mathbf{p} are, through Eq. (14), related by

$$E(\mathbf{p}) = \frac{\mathbf{p}^2}{2f} + M_1 + M_2 : \quad (17)$$

We denote the properly normalized eigensolutions of the operator H_c (14), corresponding to the energy eigenvalue E_n , by

$$\langle \mathbf{r} | j, m \rangle = Y_m^{(j)}(\hat{\mathbf{r}}) F_n(r) ; \quad \text{with } n = 0, 1, 2, \dots; j = 0, 1, 2, \dots; m = -j, \dots, +j : \quad (18)$$

So, by letting the self-adjoint operator H_c act to the left in Eq. (16), we write

$$\begin{aligned} \langle \mathbf{p} | V | \mathbf{p}^0 \rangle^E &= \sum_{n, m} \langle \mathbf{p} | V_t \rangle^T \langle j, m | i | m, m \rangle (E(\mathbf{p}) - H_c)^{-1} V_t | \mathbf{p}^0 \rangle^E \\ &= \sum_{n, m} \langle \mathbf{p} | V_t \rangle^T \frac{\langle j, m | i | m, m \rangle}{E(\mathbf{p}) - E_n} V_t | \mathbf{p}^0 \rangle^E : \end{aligned} \quad (19)$$

Next, we insert several times unity to obtain

$$\begin{aligned} \langle \mathbf{p} | V | \mathbf{p}^0 \rangle^E &= \sum_{n, m} \int d^3r \int d^3r^0 \int d^3r^{\text{ED}} \int d^3r^0 \\ &\quad \frac{1}{E(\mathbf{p}) - E_n} \langle \mathbf{p} | j, i \rangle \langle j, m | V_t \rangle^T \mathcal{F}^{\text{ED}}(\mathbf{r}^0) \langle j, m | n, m \rangle \mathcal{F}^{\text{ED}}(\mathbf{r}^0) V_t | \mathbf{p}^0 \rangle^E \mathcal{F}^0(\mathbf{r}^0) | \mathbf{p}^0 \rangle^E : \end{aligned} \quad (20)$$

Two of the four integrations are trivial, since the local transition potential has the form

$$\langle \mathbf{p} | V_t | \mathbf{p}^0 \rangle^E = \frac{1}{2_{ca}} (r - a)^{(3)} \mathcal{F}(\mathbf{r}) \mathcal{F}^0 : \quad (21)$$

By inserting expression (21) into Eq. (20), also substituting $\langle \mathbf{p} | j, i \rangle = e^{i\mathbf{p} \cdot \mathbf{r}} \frac{1}{(2)^{3=2}}$, we get

$$\begin{aligned} \langle \mathbf{p} | V | \mathbf{p}^0 \rangle^E &= \sum_{n, m} \int d^3r \int d^3r^0 \\ &\quad \frac{1}{E(\mathbf{p}) - E_n} \frac{e^{i\mathbf{p} \cdot \mathbf{r}}}{(2)^{3=2}} \frac{1}{2_{ca}} (r - a) \langle j, m | i | n, m \rangle \mathcal{F}^0 \frac{1}{2_{ca}} (r^0 - a) \frac{e^{i\mathbf{p}^0 \cdot \mathbf{r}^0}}{(2)^{3=2}} : \end{aligned} \quad (22)$$

Next, we observe that the radial parts of the two remaining integrations are also trivial, because of the two delta functions. So we twice insert the expression for the convenient eigenfunctions of Eq. (18), to obtain

$$\begin{aligned} \langle \mathbf{p} | V | \mathbf{p}^0 \rangle^E &= \frac{1}{(2)^3} \frac{1}{2_{ca}} \sum_{n, m} a^2 \int d^3r a^2 \int d^3r^0 \\ &\quad \frac{1}{E(\mathbf{p}) - E_n} e^{i\mathbf{p} \cdot \mathbf{r}} a^{\hat{j}} Y_m^{(j)}(\hat{\mathbf{r}}) F_n(r) (a) Y_m^{(j)}(\hat{\mathbf{r}}^0) F_n(r^0) (a) e^{i\mathbf{p}^0 \cdot \mathbf{r}^0} a^{\hat{j}} : \end{aligned} \quad (23)$$

For the integrations over the angles we introduce Bauer's formula [58],

$$e^{i\mathbf{k} \cdot \mathbf{r}} = \sum_{\ell=0}^{\infty} \frac{4\pi}{(2\ell+1)!} (kr)^{\ell} Y_{\ell}^{(0)}(\hat{\mathbf{r}}) Y_{\ell}^{(0)}(\hat{\mathbf{k}}) ; \quad (24)$$

resulting in

$$\int d^3r e^{i\mathbf{p} \cdot \mathbf{r}} a^{\ell} Y_{\ell}^{(0)}(\hat{\mathbf{r}}) \geq \int d^3r e^{i\mathbf{p} \cdot \mathbf{r}} a^{\ell} Y_{\ell}^{(0)}(\hat{\mathbf{r}}) = 4\pi j_{\ell}(pa) \frac{(i)^{\ell} Y_{\ell}^{(0)}(\hat{\mathbf{p}})}{(i)^{\ell} Y_{\ell}^{(0)}(\hat{\mathbf{p}})} = 4\pi j_{\ell}(pa) ; \quad (25)$$

Substitution of the relations (25) into Eq. (23) leads to the expression

$$h_{\mathbf{p} \cdot \mathbf{j} \mathbf{V}} \mathbf{p}^0 = \frac{2a^2}{2} \sum_{\ell=0}^{\infty} \frac{1}{E(\mathbf{p}) E_n} Y_{\ell}^{(0)}(\hat{\mathbf{p}}) Y_{\ell}^{(0)}(\hat{\mathbf{p}}^0) j_{\ell}(pa) j_{\ell}(p^0 a) \mathcal{F}_{n,\ell}(a)^2 ; \quad (26)$$

where the summation over the magnetic quantum number m can be performed by the use of the addition theorem, thus shaping the Born term (16) into its final form

$$h_{\mathbf{p} \cdot \mathbf{j} \mathbf{V}} \mathbf{p}^0 = \frac{2a^2}{8} \sum_{\ell=0}^{\infty} (2\ell+1) P_{\ell}(\hat{\mathbf{p}} \cdot \hat{\mathbf{p}}^0) j_{\ell}(pa) j_{\ell}(p^0 a) \sum_{n=0}^{\infty} \frac{\mathcal{F}_{n,\ell}(a)^2}{E(\mathbf{p}) E_n} ; \quad (27)$$

A.2 The second-order term

For the second-order term, we start by substituting the result (27) into the second term of expansion (13), giving rise to the expression

$$\begin{aligned} T^{(2)}(\mathbf{p}; \mathbf{p}^0; z) &= \int d^3k \frac{2a^2}{8} \sum_{\ell=0}^{\infty} (2\ell+1) P_{\ell}(\hat{\mathbf{p}} \cdot \hat{\mathbf{k}}) j_{\ell}(pa) j_{\ell}(ka) \sum_{n=0}^{\infty} \frac{\mathcal{F}_{n,\ell}(a)^2}{E(\mathbf{p}) E_n} \\ &\quad \frac{2}{2} \frac{f_z}{k^2} \frac{2a^2}{8} \sum_{\ell=0}^{\infty} (2\ell+1) P_{\ell}(\hat{\mathbf{p}}^0 \cdot \hat{\mathbf{k}}) j_{\ell}(p^0 a) j_{\ell}(k^0 a) \sum_{n^0=0}^{\infty} \frac{\mathcal{F}_{n^0,\ell}(a)^2}{E(\mathbf{k}) E_{n^0}} \\ &= \frac{2a^2}{8} \sum_{\ell=0}^{\infty} (2\ell+1) j_{\ell}(pa) \sum_{n=0}^{\infty} \frac{\mathcal{F}_{n,\ell}(a)^2}{E(\mathbf{p}) E_n} (2\ell+1) j_{\ell}(p^0 a) \\ &\quad \int d^3k P_{\ell}(\hat{\mathbf{p}} \cdot \hat{\mathbf{k}}) P_{\ell}(\hat{\mathbf{p}}^0 \cdot \hat{\mathbf{k}}) \frac{j_{\ell}(ka) j_{\ell}(k^0 a)}{2} \sum_{n^0=0}^{\infty} \frac{\mathcal{F}_{n^0,\ell}(a)^2}{E(\mathbf{k}) E_{n^0}} ; \quad (28) \end{aligned}$$

The details of the \mathbf{k} integration are discussed in Appendix (A.5). Since, as required by Eq. (34) below, $E(\mathbf{k})$ is quadratic in \mathbf{k} , we find for expression (28) the result

$$\begin{aligned}
T^{(2)}(p; p^0) &= \frac{a^2}{8} \frac{1}{c^2} \sum_{\ell=0}^{\infty} (2\ell+1) j_{\ell}(pa) \sum_{n=0}^{\infty} \frac{j_{\ell}(pa) j_{\ell}(p^0 a)}{E(p) E_n} \sum_{\ell'=0}^{\infty} (2\ell'+1) j_{\ell'}(p^0 a) \\
&\quad + i \frac{4}{2\ell+1} \frac{f p}{c} \sum_{\ell=0}^{\infty} (2\ell+1) P_{\ell}(\cos \theta) j_{\ell}(pa) h_{\ell}^{(1)}(pa) \sum_{n=0}^{\infty} \frac{j_{\ell}(pa) j_{\ell}(p^0 a)}{E(p) E_n} \\
&= i \frac{f p}{16} \frac{1}{c^2} \sum_{\ell=0}^{\infty} (2\ell+1) P_{\ell}(\cos \theta) j_{\ell}^2(pa) h_{\ell}^{(1)}(pa) j_{\ell}(p^0 a) \sum_{n=0}^{\infty} \frac{j_{\ell}(pa) j_{\ell}(p^0 a)}{E(p) E_n} :
\end{aligned} \tag{29}$$

A.3 To all orders

Following steps similar to those in Appendix (A.2), it is now straightforward to determine the higher-order contributions to the expansion (13). For the full T matrix to all orders, one ends up with the result

$$\begin{aligned}
T(p; p^0) &= \\
&= \frac{1}{8} \frac{1}{c^2} \sum_{\ell=0}^{\infty} (2\ell+1) P_{\ell}(\cos \theta) \frac{j_{\ell}(pa) j_{\ell}(p^0 a) \sum_{n=0}^{\infty} \frac{j_{\ell}(pa) j_{\ell}(p^0 a)}{E(p) E_n}}{1 + \frac{1}{2} i f p \frac{1}{c} \sum_{n=0}^{\infty} j_{\ell}(pa) h_{\ell}^{(1)}(pa) \frac{j_{\ell}(pa) j_{\ell}(p^0 a)}{E(p) E_n}} :
\end{aligned} \tag{30}$$

A.4 Scattering matrix and phase shift

For radially symmetric interactions, it is useful to define the partial-wave matrix element T_{ℓ} of the on-shell ($p^0 = p$) T matrix, according to the relation

$$T(p) = \sum_{\ell=0}^{\infty} (2\ell+1) P_{\ell}(\cos \theta) T_{\ell}(p) : \tag{31}$$

Hence, also using the result of Eq. (30), we find for the partial-wave scattering amplitude $S_{\ell}(p)$ the expression

$$\begin{aligned}
S_{\ell}(p) &= 1 - 8 i \frac{f p}{c^2} T_{\ell}(p) \\
&= \frac{1 - \frac{1}{2} i f p \frac{1}{c} \sum_{n=0}^{\infty} j_{\ell}(pa) h_{\ell}^{(2)}(pa) \frac{j_{\ell}(pa) j_{\ell}(p^0 a)}{E(p) E_n}}{1 + \frac{1}{2} i f p \frac{1}{c} \sum_{n=0}^{\infty} j_{\ell}(pa) h_{\ell}^{(1)}(pa) \frac{j_{\ell}(pa) j_{\ell}(p^0 a)}{E(p) E_n}} :
\end{aligned} \tag{32}$$

For the partial-wave scattering phase shift $\delta_n(p)$, defined by $S_n(p) = e^{2i\delta_n(p)}$, one obtains from Eq. (32) the result

$$\cot \delta_n(p) = \frac{\frac{1}{2} f p - \frac{a}{c} j_n^2(pa) n_n(pa) \sum_{n=0}^{\infty} \frac{j_n^2(a) j_n^2}{E(p) - E_n}}{\frac{1}{2} f p - \frac{a}{c} j_n^2(pa) \sum_{n=0}^{\infty} \frac{j_n^2(a) j_n^2}{E(p) - E_n}} : \quad (33)$$

Formula (3) for the meson-meson scattering phase shift is based on the latter equation, but not exclusively, as we discuss in Appendix (C).

A.5 Details of the k integration

Let us study the momentum-space integration

$$\begin{aligned} I_n(p; p^0; f_n) &= \\ &= 2 \int_0^Z d^3k P_n(\hat{p} \cdot \hat{k}) P_n(\hat{p}^0 \cdot \hat{k}) \int_0^{\infty} \frac{j_n(ka) j_n^0(ka)}{2 \sqrt{z} k^2} f_n(k^2) \\ &= 2 \int_0^Z d_k P_n(\hat{p} \cdot \hat{k}) P_n(\hat{p}^0 \cdot \hat{k}) \int_0^{\infty} k^2 dk \frac{j_n(ka) j_n^0(ka)}{2 \sqrt{z} k^2} f_n(k^2) ; \end{aligned} \quad (34)$$

where f_n represents an arbitrary well-behaved function of k^2 . For the integration over the angles, we can employ the orthogonality of spherical harmonics. Hence, we must concentrate on the radial integration, i.e.,

$$\int_0^{\infty} k^2 dk \frac{j_n^2(ka)}{2 \sqrt{z} k^2} f_n(k^2) : \quad (35)$$

We shall show below that the integration can easily be performed, yielding

$$\int_0^{\infty} k^2 dk \frac{j_n^2(ka)}{2 \sqrt{z} k^2} f_n(k^2) = \frac{1}{2} \int_{-1}^1 k^2 dk \frac{j_n(ka) h_n^{(1)}(ka)}{2 \sqrt{z} k^2} f_n(k^2) ; \quad (36)$$

by using the following properties of the spherical Bessel and Hankel functions:

$$j_n(e^{i\pi} ka) = e^{i\pi} j_n(ka) \text{ and } h_n^{(1)}(e^{i\pi} ka) = e^{-i\pi} h_n^{(2)}(ka) : \quad (37)$$

For large imaginary part of the argument ka , the function $h_n^{(1)}(ka)$ tends to zero. Therefore, we can close the integration path in the complex k plane by a non-contributing semicircle in the upper half plane. If we then set $2\sqrt{z} = (p + i)^2$, taking the limit $\epsilon \rightarrow 0$ after the integration, the integral (36) can be simply computed with Cauchy's residue theorem, yielding

$$\begin{aligned}
\int_0^{\infty} k^2 dk \frac{j_1^2(ka)}{2z k^2} f_1(k^2) &= \lim_{\epsilon \rightarrow 0} \frac{1}{2} \int_0^{\infty} k^2 dk \frac{j_1(ka) h_1^{(1)}(ka)}{(p+i\epsilon)(p+i\epsilon+k)} f_1(k^2) \\
&= -\frac{i p}{2} j_1(pa) h_1^{(1)}(pa) f_1(p^2) :
\end{aligned} \quad (38)$$

Putting everything together, we obtain for Eq. (34) the final result

$$I_1(p; p^0; f_1) = -i \frac{4\pi^2 p}{2\pi + 1} \gamma_0 P_1(p) j_1(pa) h_1^{(1)}(pa) f_1(p^2) : \quad (39)$$

B The phase shift in the configuration-space approach

The radial wave equation, following from Eq. (15) by choosing

$$\begin{aligned}
\begin{pmatrix} 0 & 1 \\ \partial_r & 0 \end{pmatrix} \begin{pmatrix} u_c(r) \\ u_f(r) \end{pmatrix} &= \begin{pmatrix} 0 & 1 \\ \partial_r & 0 \end{pmatrix} \begin{pmatrix} Y_{z'}^{(\nu)}(\#;') \\ Y_{z'}^{(\nu)}(\#;') \end{pmatrix} \begin{pmatrix} C_A \\ C_A \end{pmatrix} ; \\
&\quad \frac{u_c(r)}{r} \quad \frac{u_f(r)}{r}
\end{aligned} \quad (40)$$

is given by

$$\begin{pmatrix} 0 & 1 \\ \partial_r & 0 \end{pmatrix} \begin{pmatrix} h_c & V(r) \\ V(r) & h_f \end{pmatrix} \begin{pmatrix} u_c \\ u_f \end{pmatrix} = E \begin{pmatrix} 0 & 1 \\ \partial_r & 0 \end{pmatrix} \begin{pmatrix} u_c \\ u_f \end{pmatrix} ; \quad (41)$$

where (see Eq. (14))

$$\begin{aligned}
h_c &= \frac{1}{2c} \left(\frac{d^2}{dr^2} + \frac{\nu(\nu+1)}{r^2} \right) + m_q + m_q + V_c(r) ; \\
h_f &= \frac{1}{2f} \left(\frac{d^2}{dr^2} + \frac{\nu(\nu+1)}{r^2} \right) + M_1 + M_2 ; \text{ and} \\
V &= \frac{1}{2ca} (r-a) :
\end{aligned} \quad (42)$$

In this section, we study the solutions of the 2 × 2 radial wave equation (41) in configuration space.

For $r < a$ as well as for $r > a$, one has to solve the two uncoupled differential equations, equivalent to $\Delta = 0$, given by

$$\begin{pmatrix} 0 & 1 \\ \partial_r & 0 \end{pmatrix} \begin{pmatrix} h_c & 0 \\ 0 & h_f \end{pmatrix} \begin{pmatrix} u_c \\ u_f \end{pmatrix} = E \begin{pmatrix} 0 & 1 \\ \partial_r & 0 \end{pmatrix} \begin{pmatrix} u_c \\ u_f \end{pmatrix} ; \quad (43)$$

At $r = a$ one has the boundary conditions

$$\begin{aligned}
& \frac{1}{2c} \frac{du_c(r)}{dr} \Big|_{r=a} + \frac{du_c(r)}{dr} \Big|_{r=a} + \frac{1}{2ca} u_f(a) = 0 \\
& \frac{1}{2ca} u_c(a) + \frac{1}{2f} \frac{du_f(r)}{dr} \Big|_{r=a} + \frac{du_f(r)}{dr} \Big|_{r=a} = 0
\end{aligned} \quad ; \quad (44)$$

and

$$\begin{aligned}
u_c(r=a) &= u_c(r=a) \\
u_f(r=a) &= u_f(r=a)
\end{aligned} \quad ; \quad (45)$$

Further boundary conditions are the usual ones: the wave functions u_c and u_f must both vanish at the origin. Towards infinity, the wave function u_c must be damped exponentially, since u_c describes a confined system, whereas, above threshold ($E > M_1 + M_2$), the wave function u_f must have an oscillating behavior, describing the scattered mesons.

Let us denote by $F_{c;}$ and $G_{c;}$ the solutions of the upper differential equation of Eq. (43), which vanish at the origin and fall off exponentially at infinity, respectively. The solution $F_{c;}(E;r)$ is regular at the origin, but is irregular at infinity, except for some special cases known as the confinement spectrum, whereas $G_{c;}(E;r)$ behaves regularly at infinity but not at the origin. For arguments belonging to the confinement spectrum, $F_{c;}$ and $G_{c;}$ are degenerate and normalizable.

The lower differential equation Eq. (43) is solved by the functions J and N defined by

$$J_\nu(k;r) = k^{-\nu} j_\nu(kr) \quad \text{and} \quad N_\nu(k;r) = k^{\nu+1} n_\nu(kr) \quad ; \quad (46)$$

where the linear momentum k is given by

$$k^2 = 2f(E - M_1 - M_2) \quad ; \quad (47)$$

and where j_ν and n_ν are the spherical Bessel and Neumann functions, respectively. The solution $J_\nu(k;r)$ satisfies the usual boundary condition at the origin, i.e., $J_\nu(r=0) = 0$. For the solutions (46) one has the Wronskian relation

$$W(J_\nu(k;a); N_\nu(k;a)) = J_\nu(k;r) \frac{dN_\nu(k;r)}{dr} - \frac{dJ_\nu(k;r)}{dr} N_\nu(k;r) \Big|_{r=a} = 1 \quad ; \quad (48)$$

A general solution of the Schrodinger equation (42), which, moreover, satisfies the boundary conditions at the origin and at infinity, reads

$$\begin{pmatrix} u_c(E;r) \\ u_f(E;r) \end{pmatrix} = \begin{pmatrix} F_{c,\ell}(E;r) A_c \\ J_{\ell}(k;r) A_f \end{pmatrix} \quad r < a$$

$$\begin{pmatrix} 0 \\ 0 \end{pmatrix} = \begin{pmatrix} 0 \\ B_h \end{pmatrix} \begin{pmatrix} G_{c,\ell}(E;r) B_c \\ J_{\ell}(k;r) k^{2\ell+1} \cotg(\delta_{\ell}(E)) \end{pmatrix} \begin{pmatrix} 1 \\ N_{\ell}(k;r) B_f \end{pmatrix} \quad r > a \quad ; \quad (49)$$

where A_c, A_f, B_c and B_f are normalization constants, which are not independent because of the boundary conditions (44) and (45). From the boundary conditions (45) we derive the equations

$$\begin{aligned} F_{c,\ell}(E;a) A_c &= G_{c,\ell}(E;a) B_c ; \\ J_{\ell}(k;a) A_f &= J_{\ell}(k;a) k^{2\ell+1} \cotg(\delta_{\ell}(E)) N_{\ell}(k;a) B_f : \end{aligned} \quad (50)$$

Similarly, from the boundary conditions (44) we obtain

$$\begin{aligned} \frac{1}{2} \frac{1}{c} (G_c^0(E;a) B_c - F_c^0(E;a) A_c) &= \frac{1}{2} \frac{1}{a} J_{\ell}(k;a) A_f ; \\ \frac{1}{2} \frac{1}{f} J_{\ell}^0(k;a) k^{2\ell+1} \cotg(\delta_{\ell}(E)) - N_{\ell}^0(k;a) B_f &= \frac{1}{2} \frac{1}{a} F_{c,\ell}(E;a) A_c : \end{aligned} \quad (51)$$

By elimination of the normalization constants, one finds for the cotangent of the phase shift the expression

$$k^{2\ell+1} \cotg(\delta_{\ell}(E)) = \frac{N_{\ell}(k;a)}{J_{\ell}(k;a)} \left[\frac{2}{c} \frac{1}{a^2} J_{\ell}^2(k;a) \frac{F_{c,\ell}(E;a) G_{c,\ell}(E;a)}{W(F_{c,\ell}; G_{c,\ell})} \right]^{\#1} ; \quad (52)$$

Using moreover the relations (46), we arrive at

$$\cotg(\delta_{\ell}(E)) = \frac{n_{\ell}(ka)}{j_{\ell}(ka)} \left[\frac{2}{c} \frac{k}{a^2} j_{\ell}^2(ka) \frac{F_{c,\ell}(E;a) G_{c,\ell}(E;a)}{W(F_{c,\ell}; G_{c,\ell})} \right]^{\#1} : \quad (53)$$

Note that, in Eq. (53), we have obtained a simpler expression for the phase shift than in Eq. (33), in particular numerically, since the convergence of the sum in Eq. (33) is very slow. It is, moreover, amusing that we have thus derived, as a side result, a "simple" (depending on one's taste) proof for the following spectral representation of the Green's function:

$$\sum_{n=0}^{\infty} \frac{F_{n,\ell}(a) J_{\ell}^2}{E - E_{n,\ell}} = \frac{2}{a^4} \frac{F_{c,\ell}(E;a) G_{c,\ell}(E;a)}{W(F_{c,\ell}(E;a); G_{c,\ell}(E;a))} : \quad (54)$$

This relation must be true for any confining potential with an infinite discrete set of radial and angular excitations. The set of functions $F_{n,\ell}$; $n = 0; 1; 2; \dots$ represents, for orbital angular momentum ℓ , a full set of radial eigensolutions, with eigenvalue $E_{n,\ell}$, of the Hamiltonian H_c . Furthermore, $F_{c,\ell}$ and $G_{c,\ell}$ represent two linearly independent solutions for any value of the energy E .

C More realistic "phase" transitions

The results of Appendices (A) and (B) are illustrative for studying the skeleton of the calculus involved in determining the elastic scattering phase shifts, but do not represent the coupling of quark-antiquark states to meson-meson systems. An easy way to understand this is by comparing the parities of both phases of the system. Due to Fermi statistics, the parity of the qq phase is given by $P = (-1)^{\ell_c + 1}$. On the other hand, from Bose statistics follows that the parity of the meson-meson phase is given by $P = (-1)^{\ell_f}$. One concludes that the orbital angular momenta ℓ_c and ℓ_f for respectively the qq phase and the meson-meson phase, must differ at least one unit. Hence, the potential given in Eq. (14) cannot couple the two different phases. Nevertheless, expression (33) for the scattering phase shift is a powerful tool for further investigation. In Appendix (B) we obtained a different form for this quantity. Now the procedure leading from Eq. (41) to Eq. (53) can be repeated for the more general case, given by

$$\begin{aligned} h_c &= \frac{1}{2} \frac{d^2}{dr^2} + \frac{\ell_c(\ell_c + 1)}{r^2} + m_q + m_{\bar{q}} + V_c(r) ; \\ h_f &= \frac{1}{2} \frac{d^2}{dr^2} + \frac{\ell_f(\ell_f + 1)}{r^2} + M_1 + M_2 ; \text{ and} \\ V &= \frac{1}{2} (r - a) : \end{aligned} \quad (55)$$

Substituting ℓ in Eq. (53) conveniently by either ℓ_c or ℓ_f , one gets for the scattering phase shift the result

$$\cot \delta_{\ell_f}(E) = \frac{n_{\ell_f}(ka)}{j_{\ell_f}(ka)} \frac{2 \frac{f k}{c a^2} j_{\ell_f}^2(ka) \frac{F_{c;\ell_c}(E;a) G_{c;\ell_c}(E;a)}{W(F_{c;\ell_c}; G_{c;\ell_c})}}{\# 1} : \quad (56)$$

Then we can make use of Eq. (54) to arrive at

$$\cot \delta_{\ell_f}(E) = \frac{n_{\ell_f}(ka)}{j_{\ell_f}(ka)} \frac{2 \frac{f k a^2}{2 c} j_{\ell_f}^2(ka) \sum_{n=0}^{\infty} \frac{F_{n;\ell_c}(a) j_{\ell_f}^2}{E_{n;\ell_c}}}{\# 1} : \quad (57)$$

This is the result that can be used for our model. However, note that we have not specified how we arrived from Eq. (15) to the relations (55). Operators which provide for the communication between channels of different orbital angular momenta and quark-antiquark spins, can be constructed [23,42,59], but the procedure involves rather technical recoupling schemes of quantum numbers. We do not intend to go into the details here.

Extension of the formalism to potentials more realistic than a spherical delta shell is also straightforward, and can be found in Refs. [35,60]. However, it is opportune to mention here

that the solutions of the full model [19,23] do not behave differently from the simple formula (57) in the energy domain under study in this work, only yielding some minor differences in the numerical results.

References

- [1] L.Montanet, in Niyiri, J. (ed.): The Gribov theory of quark confinement, pp.275-296.
- [2] M.Wolke et al., arXiv:nuclex/0302007.
- [3] M.Buscher, F.P.Sassen, N.N.Achasov and L.Kondratyuk, Contribution to the workshop on the future physics program at COSY-Julich, CSS2002, arXiv:hep-ph/0301126.
- [4] V.V.Anisovich, L.G.Dakhno and V.A.Nikonov, arXiv:hep-ph/0302137.
- [5] Abdou M.Abdel-Rehim, Deirdre Black, Amir H.Fariborz, Joseph Schechter, Phys.Rev.D 67 (2003) 054001 [arXiv:hep-ph/0210431].
- [6] P.Colangelo and F.De Fazio, Phys.Lett.B 559 (2003) 49 [arXiv:hep-ph/0301267].
- [7] Hai-Yang Cheng, arXiv:hep-ph/0212361.
- [8] Hai-Yang Cheng, arXiv:hep-ph/0212117.
- [9] Chuan-Hung Chen, arXiv:hep-ph/0302059.
- [10] S.F.Tuan, arXiv:hep-ph/0303248.
- [11] A.Faessler, T.Gutsche, M.A.Ivanov, V.E.Lyubovitskij and P.Wang, arXiv:hep-ph/0304031.
- [12] D.Black, M.Harada and J.Schechter, arXiv:hep-ph/0303223.
- [13] Robert L.Jaffe, Phys.Rev.D 15 (1977) 267.
- [14] K.Hagiwara et al. [Particle Data Group Collaboration], Review Of Particle Physics, Phys.Rev.D 66 (2002) 010001.
- [15] M.D.Scadron, Phys.Rev.D 26, 239 (1982).
- [16] J.E.Augustin et al. [DM2 Collaboration], Nucl.Phys.B 320, 1 (1989).

- [17] E. M. Aitala et al. [E791 Collaboration], Phys. Rev. Lett. 89 (2002) 121801 [[arXiv:hep-ex/0204018](#)].
- [18] J. A. Oller, E. Oset and J. R. Pelaez, Phys. Rev. D 59 (1999) 074001 [Erratum *ibid.* D 60 (1999) 099906] [[arXiv:hep-ph/9804209](#)].
- [19] E. van Beveren, T. A. Rijken, K. Metzger, C. Dullemond, G. Rupp and J. E. Ribeiro, Z. Phys. C 30 (1986) 615.
- [20] Eef van Beveren and George Rupp, Eur. Phys. J. C 22, 493 (2001) [[arXiv:hep-ex/0106077](#)].
- [21] A. V. Anisovich et al., Phys. Lett. B 449 (1999) 154.
- [22] A. V. Anisovich et al., Phys. Lett. B 517 (2001) 261.
- [23] E. van Beveren, G. Rupp, T. A. Rijken, and C. Dullemond, Phys. Rev. D 27 (1983) 1527.
- [24] A. G. Verschuren, C. Dullemond, and E. van Beveren, Phys. Rev. D 44 (1991) 2803.
- [25] Claude Amisler, Phys. Lett. B 541 (2002) 22 [[arXiv:hep-ph/0206104](#)].
- [26] L. Ya. Glozman, [arXiv:hep-ph/0301012](#).
- [27] Teiji Kunikida, Shin Muroya, Atsushi Nakamura, Chiho Nonaka, Motoo Sekiguchi and Hiroaki Wada [SCALAR Collaboration], Talk given at 20th International Symposium on Lattice Field Theory (LATTICE 2002), Boston, Massachusetts, 24-29 Jun 2002, [arXiv:hep-lat/0210012](#).
- [28] Amir H. Fariborz, [arXiv:hep-ph/0302133](#).
- [29] N. Isgur and J. Speth, Phys. Rev. Lett. 77 (1996) 2332.
- [30] E. Klempt, B. C. Metsch, C. R. Munz and H. R. Petry, Phys. Lett. B 361 (1995) 160 [[arXiv:hep-ph/9507449](#)].
- [31] C. M. Shakin and Huangsheng Wang, Phys. Rev. D 63 (2001) 014019.
- [32] C. M. Shakin, Phys. Rev. D 65 (2002) 114011.
- [33] George Rupp, Eef van Beveren and Michael D. Scadron, Phys. Rev. D 65 (2002) 078501 [[arXiv:hep-ph/0104087](#)].
- [34] Eef van Beveren and George Rupp, Eur. Phys. J. C 10, 469 (1999) [[arXiv:hep-ph/9806246](#)].

- [35] C .D ullermond, G .Rupp, T .A .R ijken, and E .van Beveren, *Comp.Phys.Com m .* 27 (1982) 377.
- [36] E .van Beveren, C .D ullermond, and G .Rupp, *Phys. Rev. D* 21 (1980) 772 [Erratum *ibid.* D 22 (1980) 787].
- [37] Tullio Regge, *Nuovo C im .* 14 (1959) 951.
- [38] A .V .Anisovich and A .V .Sarantsev, *Phys. Lett. B* 413 (1997) 137 [[arX iv hep-ph/9705401](#)].
- [39] V .V .Anisovich and A .V .Sarantsev, [arX iv hep-ph/0204328](#).
- [40] Eef van Beveren and George Rupp, *A IP Conf. Proc.* 619 (2002) 209 [[arX iv hep-ph/0110156](#)].
- [41] Amir H .Fariborz and Joseph Schechter, *Phys. Rev. D* 60, 034002 (1999) [[hep-ph/9902238](#)].
- [42] E .van Beveren, *Z .Phys. C* 21 (1984) 291.
- [43] Eef van Beveren and George Rupp, *Eur. Phys. J. C* 11 (1999) 717 [[arX iv hep-ph/9806248](#)].
- [44] Matthias Jam in, Jos  Antonio O ller, and Antonio P ich, *Nucl. Phys. B* 587, 331 (2000) [[hep-ph/0006045](#)].
- [45] V .D e A lfar  and T .Regge, *Potential Scattering*, North Holland (Am sterdam , 1965).
- [46] M .Bogli one and M .R .Pennington, *Phys. Rev. D* 65 (2002) 114010 [[arX iv hep-ph/0203149](#)].
- [47] F .D e Fazio and M .R .Pennington, *Phys. Lett. B* 521 (2001) 15 [[arX iv hep-ph/0104289](#)].
- [48] R .N .Cahn and P .V .Landsho , *Nucl. Phys. B* 266 (1986) 451.
- [49] Eef van Beveren and George Rupp, *Proceedings of the W orkshop on Recent D evelopm ents in Particle and Nuclear Physics*, April 30, 2001, Coimbra (Portugal) ISBN 972-95630-3-9, pages 1-16, [[arX iv hep-ph/0201006](#)].
- [50] S.N .Cherry and M .R .Pennington, *Nucl. Phys. A* 688 (2001) 823 [[arX iv hep-ph/0005208](#)].
- [51] W .Lee and D .W eingarten, *Phys. Rev. D* 61, 014015 (2000) [[hep-lat/9910008](#)];
D .W eingarten, private com m unication.
- [52] W .Lee and D .W eingarten, [hep-lat/9805029](#).
- [53] W .Lee and D .W eingarten, *Nucl. Phys. Proc. Suppl.* 53 [[hep-lat/9608071](#)].

- [54] Nils A. Tomqvist *Z. Phys. C* 68 (1995) 647 [[arXiv:hep-ph/9504372](#)].
- [55] Nils A. Tomqvist and Matts Roos, *Phys. Rev. Lett.* 76 (1996) 1575 [[arXiv:hep-ph/9511210](#)].
- [56] Kim Malmgren, *Phys. Lett. B* 462 (1999) 14 [[arXiv:hep-ph/9906267](#)].
- [57] Frank E. Close and Nils A. Tomqvist, *J. Phys. G* 28 (2002) R249 [[arXiv:hep-ph/0204205](#)].
- [58] W. Bauer, *Journal für Mathematik* LV I (1859), pp. 104-106; see also: G.N. Watson, *A treatise on the Theory of Bessel Functions*, section 4.32.
- [59] E. van Beveren, *Z. Phys. C* 17 (1983) 135.
- [60] E. van Beveren, C. Dullemond, T.A. Rijken, and G. Rupp, *Lect. Notes Phys.* 211 (1984) 182.