

# Processes $e^+e^- \rightarrow \bar{p} \Lambda_c^0$ and $e^+e^- \rightarrow J/\psi + gg$ at $\sqrt{s} = 10.59$ GeV.

A.V.Berezhnoy<sup>\*</sup>, A.K.Likhoded<sup>†</sup>

## Abstract

BELLE Collaboration data for  $J/\psi$  inclusive production in the processes  $e^+e^- \rightarrow J/\psi + gg$  and  $e^+e^- \rightarrow J/\psi + \Lambda_c^0$  have been discussed. These data have been compared with the predictions of two pQCD methods: the former method use the information about the  $J/\psi$  wave function, the latter one do not use such information and is based on the quark-hadron duality hypothesis. Both these calculation methods lead to essential discrepancy between the theoretic predictions and the experimental data. The production cross section dependence on effective gluon mass has been investigated for the process  $e^+e^- \rightarrow J/\psi + gg$ . The production cross section of doubly charmed baryons  $\Lambda_{cc}^{++}$  has been estimated.

## 1 Introduction.

Perturbative QCD allows us to describe the hard part of hadron production process. The most essential success is achieved in the description of the heavy meson production and the heavy quarkonium production at large transverse momentum, where heavy quarks is produced in the hard process followed by the soft hadronization process. The hadronization is described by common coefficient which is slightly depends on transverse momentum  $p_T$ . It is not unlikely, that the final state interaction can strongly brake the factorization at small transverse momenta and small energies. The existence of charge asymmetry in the charm particle production confirm this supposition. Thus, we expect the deviation from the common pQCD fragmentation mechanism at small energies and small  $p_T$ . So, the recent BELLE Collaboration research [1] of pair production  $J/\psi + c$  and inclusive production  $J/\psi + \Lambda_c^0$  in the  $e^+e^-$ -annihilation at  $\sqrt{s} = 10.6$  GeV results in the production cross section values, which exceed the pQCD predictions [2, 3, 4] by order of magnitude. The experimental shapes of some cross section distribution for the process  $e^+e^- \rightarrow J/\psi + gg$  crucially differ from the pQCD predictions.

It was shown in recent works [5], that the account of electromagnetic  $J/\psi + J/\psi$  and  $J/\psi + c$  pair production increase almost twice the theoretical estimation of the cross section. However, it does not remove the existing discrepancy between the pQCD predictions and the experimental data for  $\Lambda_c^0$  production process. One more disagreement takes place for the prompt  $J/\psi$  production in the processes  $e^+e^- \rightarrow J/\psi + \Lambda_c^0$  and  $e^+e^- \rightarrow J/\psi + gg$ : the experimental value [1]

<sup>\*</sup>Scobeltsyn Institute for Nuclear Physics of Moscow State University, Moscow, Russia.

<sup>†</sup>Institute for High Energy Physics, Protvino, Russia.

$$(\mathcal{J} = \gamma + \gamma\gamma) = (\mathcal{J} = \gamma + gg) = 0.59^{+0.15}_{-0.13} \quad 0.12 \quad (1)$$

contradicts pQCD estimations[3]

$$(\mathcal{J} = \gamma + \gamma\gamma) = (\mathcal{J} = \gamma + gg) \quad 0.1:$$

It is worth to mention, that the both cross section  $(\mathcal{J} = \gamma + \gamma\gamma)$  and  $(\mathcal{J} = \gamma + gg)$  are the same order of  $\mu_s$  and at  $\sqrt{s} = 10.6$  GeV slightly depend on the used models, as well as on the chosen scale.

In this article we shall discuss in detail the existing discrepancies between the pQCD predictions and the experimental data.

## 2 Process $e^+e^- \rightarrow \mathcal{J} = \gamma + \gamma\gamma$

The experimental values of the production cross section for the inclusive process

$$e^+e^- \rightarrow \mathcal{J} = \gamma + \gamma\gamma; \quad (2)$$

which are reconstructed from the  $e^+e^- \rightarrow \mathcal{J} = \gamma + D^0 + X$  and  $e^+e^- \rightarrow \mathcal{J} = \gamma + D^+ + X$  equal to

$$(e^+e^- \rightarrow \mathcal{J} = \gamma) = 1.1^{+0.36}_{-0.30} \quad 0.26 \text{ pb and } 0.74^{+0.28}_{-0.24} \quad 0.19 \text{ pb}; \quad (3)$$

correspondingly[1].

In the frame work of pQCD the process (2) is described by the diagrams of Fig. 1. The process amplitude can be represented as the hard  $\gamma\gamma$  pair production amplitude multiplied by amplitudes of the soft fusion into  $\gamma\gamma$ -quarkonium. Such estimations were done independently by several research groups [2, 3, 6]. These calculations are in a good accordance to each other and gives the cross section value <sup>1</sup>:

$$(\mathcal{J} = \gamma + \gamma\gamma) \sim 6 \cdot 10^2 \text{ pb}; \quad (4)$$

which underestimates the experimental data (3) by the order of magnitude. The cross section (4) increase due to the increase of  $\mu_s$  do not eliminate this discrepancy. The factorization approach is not most likely reason of the disagreement. It was shown in work [2], that the factorization approach predicts practically the same cross section values, as ones calculated in the frame work of the method, which is based on the quark-hadron duality hypothesis, and where no factorization, no information about wave function are used.

So,  $\gamma\gamma$ -production cross section values calculated for the color singlet state of  $\gamma\gamma$ -pair in the duality interval  $2m_c \leq M_{\gamma\gamma} \leq 2M_D + M$  ( $M \sim 0.5 - 1$  GeV) for  $\mu_s = 0.24$  and  $m_c = 1.4$  GeV equal to [2]:

$$\sigma_{\gamma\gamma}(M = 0.5) = 0.13 \text{ pb} \quad (5)$$

$$\sigma_{\gamma\gamma}(M = 1.0) = 0.16 \text{ pb} \quad (6)$$

---

<sup>1</sup>The recent calculations [7] for  $\mu_s = 0.26$  results in twice as much value of this cross section.

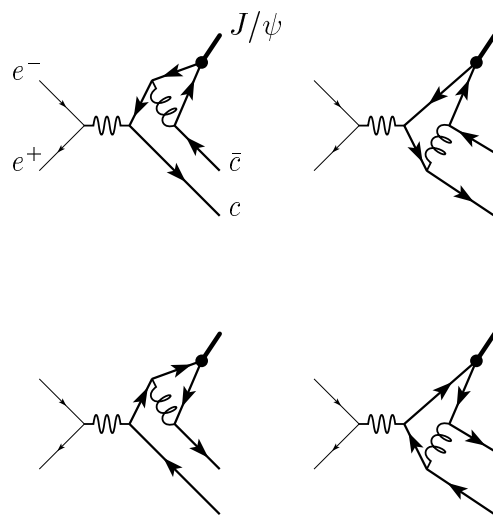


Figure 1: Feynman diagrams for the process  $e^+e^- \rightarrow J/\psi + c + \bar{c}$ .

It is worth to compare these results with the production cross section of all S-wave quarkonium states:

$$(\sigma_{\text{c}}) = 0.13 \text{ pb} \quad (7)$$

It is clear from (5, 6) and (7) that, the rough estimation of the cross section for the process (2), based on duality hypothesis, as well as the more rigorous factorization method lead to same cross section value. Nevertheless, as it was mentioned in Introduction, this prediction underestimates BELLE experimental data by order of magnitude.

It is necessary to note another important circumstance. The total  $\Upsilon$  production cross section calculated by us at  $\sqrt{s} = 0.24$ ,  $m_c = 1.4$  GeV and  $\sqrt{s} = 10.6$  equals to

$$(\Upsilon) = 0.237 \text{ pb}; \quad (8)$$

which makes up  $W_\Upsilon = 2 \cdot 10^{-4}$  of the total cross section of the  $\Upsilon$ -pair production at the same energy. At  $Z^0$  boson peak, where the interaction energy is higher by order of magnitude, the value of  $W_\Upsilon$  is about 0.03. Such behavior of the probability  $W_\Upsilon$  to produce the additional  $\Upsilon$ -pair is described by pQCD calculation well [8]. It should be noted that (8) is less than experimental cross section value for the process  $J/\psi \rightarrow \Upsilon$ . The latter circumstance could indicate the strong suppression of the four D-meson production.

The cross section of the electromagnetic  $\Upsilon$  production forms about 2.5% of the total production cross section (8) :

$$\sigma^{\text{ED}}(\Upsilon) \approx 6.6 \cdot 10^3 \text{ pb}$$

The theoretical predictions for the cross section of the electromagnetic production of the S-wave states [5]<sup>2</sup> are several times greater than experimental value of  $\Upsilon$  production. Perhaps, this fact indicates the underestimation of the experimental value of  $\sigma^{\text{ED}}(\Upsilon)$ . Also, it is not unlikely, that electromagnetic mechanism of the  $\Upsilon$  production is essentially differ from QCD production mechanism.

### 3 Process $e^+e^- \rightarrow J/\psi + gg$ .

Let us consider one more process, which contributes to the inclusive  $J/\psi$  production (see diagrams in Fig. 2):

$$e^+e^- \rightarrow J/\psi + gg:$$

To study this process in detail one need to read the papers[10].

The process cross section calculated in the frame work of color singlet model at  $\sqrt{s} = 10.6$  GeV and  $\sqrt{s} = 0.24$  equals to

$$(J/\psi + gg) = 0.7 \text{ pb}; \quad (9)$$

The estimation of  $J/\psi \rightarrow \Upsilon$  production in the frame work of the same model leads to the following ratio between the cross sections:

$$(J/\psi \rightarrow \Upsilon) = (J/\psi + gg) = 6 \cdot 10^2 = 0.7 \cdot 0.1 \quad (10)$$

---

<sup>2</sup> The cross section value of the electromagnetic production of S-wave state estimated in the recent work [9] is nearly two times less than predicted in [5].

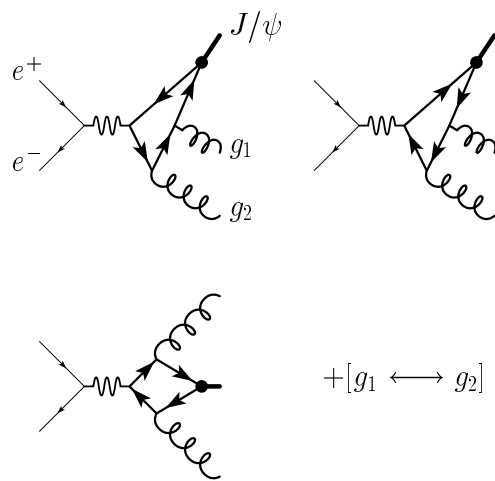


Figure 2: Feynman diagrams for the process  $e^+e^- \rightarrow J/\psi + gg$ .

It is necessary to compare this ratio value with the experimental one (1). The prediction uncertainty of ratio (10) is smaller than the cross section uncertainties themselves, because (10) does not include the nonrelativistic amplitude of the soft process  $\propto 1/J$ . Moreover, the both processes  $e^+e^- \rightarrow J/\psi + \gamma$  and  $e^+e^- \rightarrow J/\psi + gg$  are characterized by approximately the same virtualities, that is why the ratio (10) does not depend on factorization scale chosen to calculate  $\sigma_s$ .

It is worth to point out, that some difficulties exist for the prompt using of the pQCD to predict the  $J/\psi + gg$  production. It is well known that the essential discrepancy exists between the LO pQCD predictions and the experimental data at small digluon masses  $m_{gg}$  for decays  $J/\psi \rightarrow \gamma + gg$  and  $J/\psi \rightarrow gg$ . It was shown in [11] that taking into account next order in the calculations strongly modify the spectrum at small digluon masses. The analogous effect can be achieved by using the effective nonzero mass of gluon. To estimate the gluonic mass correction for the  $J/\psi + gg$  production cross section we follow the work [12] and choose the gluonic mass to be 1.18 GeV (as it was shown in [12], this mass value is needed to describe the photonic spectrum in the decay  $J/\psi \rightarrow \gamma + X$ ). In our case the nonzero gluon mass shifts the  $m_{gg}$  spectrum to the region of large  $m_{gg}$  values and decrease two times the cross section value (see Fig. 3). For chosen gluon mass the cross section ratio becomes equal to

$$(J/\psi + \gamma) = (J/\psi + gg) \approx 0.2$$

It is clear, that the corrections by couled nonzero gluon mass does not remove disagreement between the pQCD prediction and the experimental data.

## 4 Doubly charmed baryon production

The research of  $\psi(3710)$  production would not be complete without the discussion of the doubly charmed baryon  $\psi(3710)$ . The  $\psi(3710) + \gamma$  production cross section can be estimated by the same two methods, which are applied to calculate the  $J/\psi + \gamma$  production.

The first method is based on the factorization theorem. In the frame work of this approach the  $\psi(3710)$  production can be represented as the hard  $\psi(3710)$  production followed by  $c$ -quark fusion into the color antitriplet state of  $c\bar{c}$ -diquark. This fusion is described by the general coefficient, which is proportional to the  $c\bar{c}$ -diquark wave function (it is worth to note that the situation is analogous to one for  $J/\psi$  production). At large energies of  $e^+e^-$ -interaction the  $c\bar{c}$ -diquark production cross section is calculated by convolution of single  $c\bar{c}$ -pair production with the fragmentation function  $c \rightarrow (c\bar{c})_3 + c$  [13]. Unfortunately, this asymptotic regime does not set in at energies, which are researched by BELLE Collaboration. Thus, it is necessary to take into account the total set of the nonasymptotic terms. For  $\sqrt{s} = 0.24$  such calculation leads to the following cross section value :

$$\sigma(\psi(3710)) = 0.15 \pm 0.01 \text{ pb} \quad (11)$$

The ratio of  $\psi(3710)$  production cross section and the single  $c\bar{c}$ -pair production cross section equals to

$$\sigma(\psi(3710)) = \sigma(c\bar{c}) \approx 10^{-4} : \quad (12)$$

The largest uncertainty of this method is caused by the uncertainty of  $(c\bar{c})_3$ -diquark wave function.

$$\frac{d_{J=+gg}}{dm_{gg}}, \text{ pb/GeV}$$

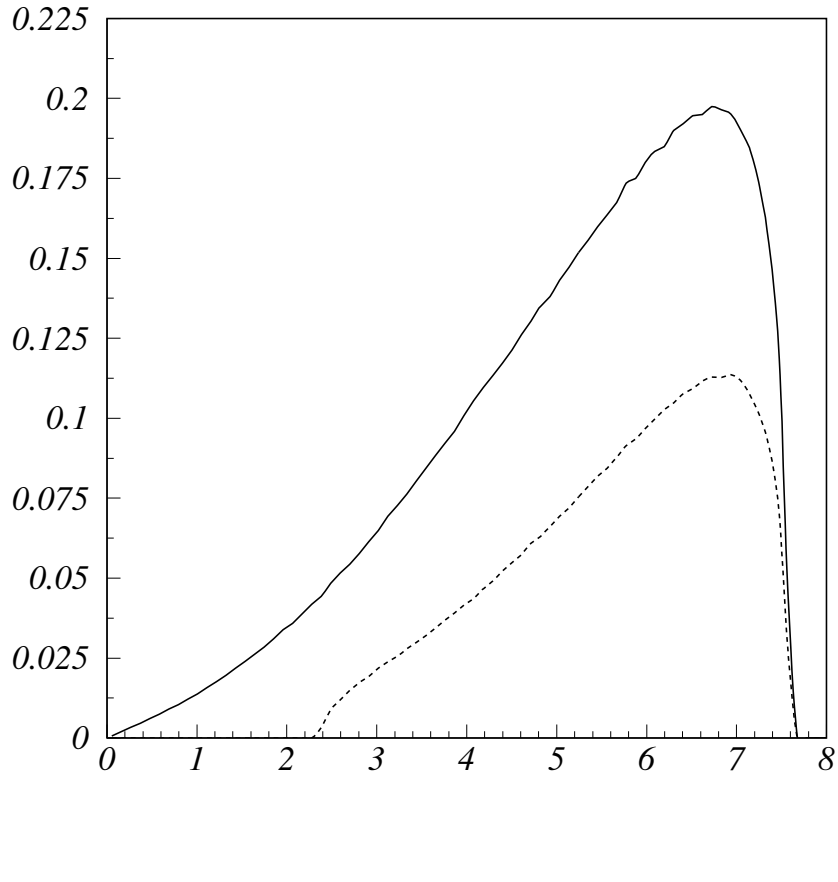


Figure 3: The cross section distributions on  $m_{gg}$  for  $J=+gg$ -production in  $e^+e^-$ -annihilation for massless gluons ( $m_g = 0$ , solid curve), as well as for massive ones ( $m_g = 1.18$  GeV, dashed curve).

$$\frac{d \sigma_{(\infty)_3}}{d \vec{p}_{(\infty)_3}}, \text{ pb/GeV}$$

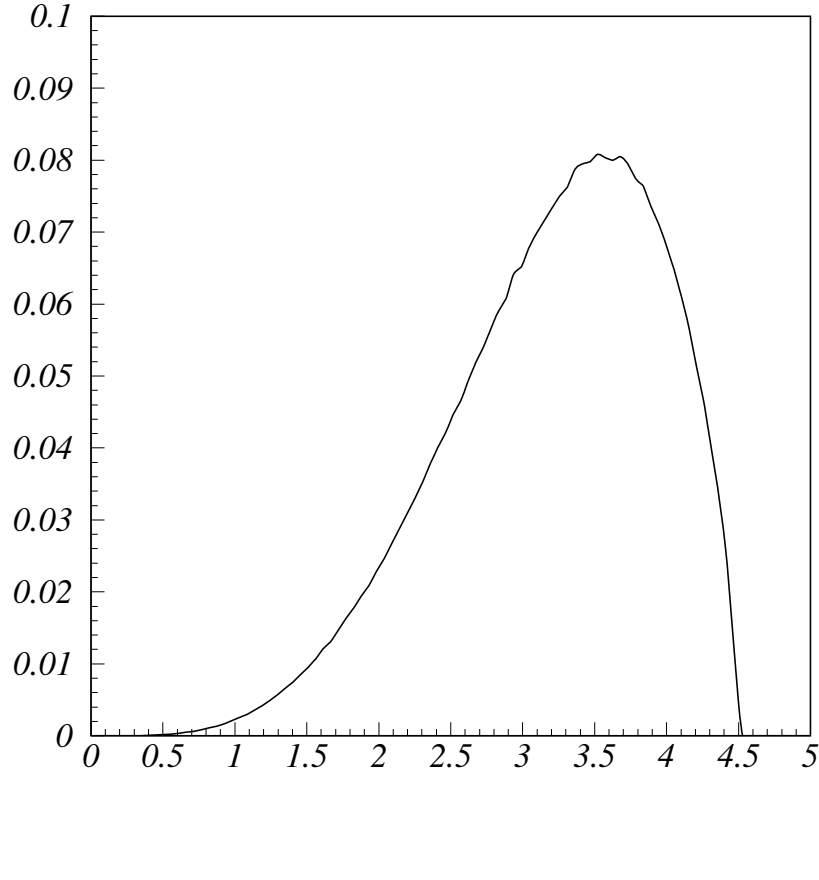


Figure 4: The cross section distribution on the  $(\infty)_3$ -diquark momentum for the process  $e^+ e^- \rightarrow (\infty)_3 + X$  at  $\sqrt{s} = 10.59$  GeV.

Another calculation type is based on the quark-hadron duality hypothesis. In the framework of this method the diquark production cross section is evaluated by formula

$$\sigma(e^+ e^- \rightarrow (\infty)_3 + \infty) = \int_{2m_c}^{2m_c + M} \frac{d}{dM} \sigma((\infty)_3 + \infty) dM ;$$

which results in the following cross section values for the chosen duality intervals  $M$  :

$$\sigma(M = 0.5 \text{ GeV}) = 0.1 \text{ pb};$$

$$\sigma(M = 1.0 \text{ GeV}) = 0.17 \text{ pb}; \quad (13)$$

The expected number of doubly charmed baryons at the luminosity  $L = 10^{34} \text{ cm}^2 \text{ sec}^{-1}$  is about  $10^4$  per year. The momentum distribution of the  $(\infty)_3$ -diquark production cross section is performed in Fig. 4.

One can conclude from our discussion, that the cross section value of  $\infty + \infty$  production is close to the cross section value of  $J/\psi + \infty$  production. Thus if one will discover the mechanism,



which will explain the large  $J/\psi$  production cross section at BELLE experiment, then, it is not unlikely, that analogous mechanism will predict the large cross section value of double charmed baryon production. The latter value will be several times greater than predicted by us in the frame work of pQCD.

We thank V.Kiselev, M.Danilov and P.Pakhlov for the useful discussions.

This work is supported in part by Grants RFBR 99-02-6558 and 00-15-96645, Grant of RF Ministry of Education E02-3.1-96 and Grant CRDF MO-001-0.

## References

- [1] Belle Collaboration, *Phys.Rev.Lett.***88**, 052001(2002); *Phys.Rev.Lett.***89**,142001(2002).
- [2] V.V.Kiselev, A.K.Likhoded, M.V.Shevlyagin, *Phys.Lett.***B332**, 411(1994).
- [3] P.Cho and A.K.Leibovich, *Phys.Rev.***D54**, 6690(1996).
- [4] K.-Y.Liu, Z.-G.He, K.-T.Chao, *Phys.Lett.***B557**, 45(2003); E.Braaten, J.Lee, hep-ph/0211085.
- [5] G.T.Bodwin, J.Lee, E.Braaten, hep-ph/0212181; hep-ph/0212352.
- [6] S.Baek, P.Ko, J.Lee, H.S.Song, *J.Korean Phys.Soc.***33**, 97(1998).
- [7] K.-Y.Liu, Z.-G.He, K.-T.Chao, hep-ph/0301218.
- [8] V.V.Kiselev, A.K.Likhoded, M.V.Shevlyagin, *Phys.Atom.Nucl.***58**,77(1995).
- [9] A.V.Luchinsky, hep-ph/0301190.
- [10] J.H.Kuhn and H.Schneider, *Z.Phys.***C11**, 263(1981), *Phys.Rev.***D24**, 2996(1981); V.M.Driesen, J.H.Kuhn, *Phys.Rev.***D49**, 3197(1994); W.-Y. Keung, *Phys.Rev.***D23**, 2072(1981); F.Yuan, C.-F.Qiao, K.-T.Chao, *Phys.Rev.***D56**, 321(1997), *Phys.Rev.***D56**, 1663(1997); E.Braaten, Y.-Q.Chen, *Phys.Rev.Lett.***76**, 730(1996).
- [11] S.Fleming, A.Leibovich, *Phys.Rev.Lett.***90**, 032001(2003);hep-ph/0212094.
- [12] J.H.Field, *Phys.Rev.***D66**, 013013(2002).
- [13] A.F.Falk et al., *Phys.Rev.***D49**, 555(1994).