

Pion broadening and low-mass dilepton production

H.-J. Schulze

Sezione INFN, Dipartimento di Fisica, Università di Catania,
Via Santa Sofia 64, I-95123 Catania, Italy

D. Blaschke

Fachbereich Physik, Universität Rostock, Universitätsplatz 1, D-18051 Rostock, Germany
and

Bogoliubov Laboratory for Theoretical Physics, JINR Dubna, 141980 Dubna, Russia

Abstract

We determine mass and transverse momentum spectra of dileptons produced in Pb+Au (158 GeV/u) collisions within a pion annihilation model. A fit to the data requires simultaneous mass reduction and broadening of the in-medium ρ propagator. The introduction of a finite pion width, as required within self-consistent approaches to the interacting pion gas, further improves the agreement with the data.

PACS: 25.75.Dw, 12.40.Vv, 12.38.Mh

I. INTRODUCTION

Since a couple of years the experimental study of dilepton production in relativistic heavy ion collisions is becoming more and more detailed. Besides the usual mass spectrum, the latest results of the CERES collaboration comprise also information on the transverse momenta of the produced dileptons in Pb+Au (158 GeV/u) collisions [1,2].

Since several hundreds of pions are produced in such a collision, it is clear that pion annihilation during the hot and dense initial phase plays a dominant role for low mass dilepton production, apart from the known contributions due to single meson Dalitz decays after freeze-out. From the previous analyses it is indeed well known that a major part of the observed dilepton "excess" can be attributed to pion-pion annihilation in the dense medium that is created during the collision. However, the experimental electron pair mass spectrum can only be explained by assuming a modification of the rho meson mass and/or width in the medium [3-9].

Apart from the knowledge of in-medium meson properties, the theoretical models require assumptions about the space-time development of the collision. Usually rather elaborate transport simulations or hydrodynamical models are used [3-5]. A much cruder, but very transparent way is to employ an idealized standard scenario, allowing to test easily some qualitative assumptions about the dilepton production mechanism. In this article we confront the latest experimental results to theoretical predictions of such a "standard model" of the space-time evolution of an ultrarelativistic heavy ion collision, namely the Bjorken picture of a purely longitudinal expansion [6-10], involving an initial quark-gluon plasma (QGP) phase, an intermediate mixed phase, and a final hadronic (pion gas) phase.

This model involves essentially four parameters, namely the temperatures T_i , T_c , and T_f , specifying the initial, critical, and freeze-out temperatures; as well as the ratio r of degrees of freedom in the quark and hadronic phase, respectively. As in Ref. [9], we use $r = 37/3$ (two flavor quark-gluon plasma versus pion gas) and the temperatures $T_i = 250$ MeV, $T_c = 160$ MeV, whereas we fix $T_f = 140$ MeV, between the extreme cases of 120 MeV and 150 MeV that were discussed in Ref. [9]. The precise values of these parameters are perhaps not so important as other fundamental assumptions of the model, such as purely longitudinal expansion and the idealization of pure quark and pion phases. We feel, however, that all these factors mainly influence the overall normalization of the resulting dilepton spectrum and not so much its spectral shape, which is of major interest in the following theoretical analysis.

II. FORMALISM

We begin with a short review of the relevant expressions. The total dilepton production rate due to pion annihilation in lowest order of the electromagnetic interaction can be written as

$$\frac{dN_{l+l}}{d^4x}(\mathbf{x}) = \int \frac{d^3p_1}{(2\pi)^3} \int \frac{d^3p_2}{(2\pi)^3} f^+(\mathbf{p}_1; \mathbf{x}) f^-(\mathbf{p}_2; \mathbf{x}) (2\pi)^4 \delta^4(\mathbf{p}_1 + \mathbf{p}_2 - \mathbf{p}) \mathcal{M}_{f^+ f^-}^2 \quad (1)$$

with

$$\sum_i \int \frac{d^3 p_i}{(2\pi)^3 2E_i} = \frac{1}{(2\pi)^3} \int d^4 p_i \delta(p_i^0 - (p_i^2 + m_i^2)) \quad (2)$$

and the thermal pion distributions

$$f(p; x) = \frac{1}{\exp[p \cdot u(x) - T(x)]} \quad (3)$$

where $T(x)$ is the local temperature in the fluid element moving with four velocity $u(x)$. The matrix element

$$\mathcal{M}_{f\bar{f}} = \int d^4 p_3 d^4 p_4 \frac{e^4}{q^4} h(p_1; p_2) \quad ; \quad q = p_1 + p_2 = p_3 + p_4 \quad (4)$$

can be specified in terms of the hadronic (initial state) and leptonic (final state) tensors,

$$h(p_1; p_2) = F(q^2)^2 (p_1 \cdot p_2) (p_1 \cdot p_2) \quad ; \quad (5)$$

$$l(p_3; p_4) = 4 p_3 p_4 + p_4 p_3 - (p_3 \cdot p_4 + m_l^2) g \quad ; \quad (6)$$

where m_l is the lepton mass and F is the experimentally known pion form factor. At this stage the vacuum matrix element is used, without any modification due to medium effects. Defining

$$H(q; x) = \int \frac{d^4 p_1 d^4 p_2}{(2\pi)^4} (p_1 + p_2 - q) h(p_1; p_2) f^+(p_1; x) f^-(p_2; x) \quad ; \quad (7)$$

$$L(q) = \int \frac{d^4 p_3 d^4 p_4}{(2\pi)^4} (p_3 + p_4 - q) l(p_3; p_4) \quad (8)$$

$$= q^2 g \quad ; \quad L(q) = (q^2 - 4m_l^2) \left[1 + \frac{2m_l^2}{q^2} \right] \quad ; \quad (9)$$

the differential rate for the production of dileptons with four-momentum q at the space-time point x can be written as

$$\frac{dN_{f\bar{f}}}{d^4 x d^4 q}(q; x) = \frac{1}{(2\pi)^4} L(q) \frac{e^4}{q^4} H(q; x) \quad (10)$$

$$= \frac{e^4}{(2\pi)^4} \frac{L(q^2)}{6} F(q^2)^2 \frac{4k^2}{q^2} \int \frac{d^4 p_1 d^4 p_2}{(2\pi)^4} (p_1 + p_2 - q) f^+(p_1; x) f^-(p_2; x) \quad (11)$$

with

$$\frac{4k^2}{q^2} = [M^2 - (m_1 + m_2)^2] \left[1 - \frac{(m_1 + m_2)^2}{M^2} \right] \left[1 - \frac{(m_1 - m_2)^2}{M^2} \right] \quad ; \quad (12)$$

where $M^2 = q^2$ and k is the center-of-mass ($q = 0$) momentum of the two colliding pions with mass-squared $m_i^2 = p_i^2$.

The expected number of lepton pairs per collision is then:

$$\frac{dN_{I+1}}{d^4q}(q) = \frac{e^4}{(2_Z)^4} \frac{L(q^2)}{6} F(q^2)^2 \frac{4k^2}{q^2} \int_Z (2_Z)^{4-4} (p_1 + p_2 - q) d^4x f^+(p_1; x) f^-(p_2; x) : \quad (13)$$

Therefore the problem reduces to the evaluation of the integral of the distribution functions over space time. Within the Boltzmann approximation ($f(p; x) = \exp[-p \cdot u(x) = T(x)]$), valid for $M \gg T$) these integrations can even be performed analytically [8,11], leading to

$$\frac{dN_{I+1}}{d^4q}(q) = \frac{e^4}{(2_Z)^4} \frac{L(q^2)}{6} F(q^2)^2 \frac{H(q^2)}{8} \int_Z d^4x e^{-q \cdot u(x) = T(x)} \quad (14)$$

pion
phase

with

$$H(q^2) = \frac{4k^2}{q^2} \quad (15)$$

$$= (q^2 - 4m^2)^{-1} \frac{4m^2}{q^2} \quad ; \quad (m_1^2 = m_2^2 = m^2) \quad (16)$$

and

$$\int_Z d^4x e^{-q \cdot u(x) = T(x)} = 6 R^2 \frac{2}{c} \frac{r(r-1)}{6} K_0(z_c) + \frac{r^2}{z_c^6} [K(z_c) - K(z_c)] \quad ; \quad (17)$$

pion
phase

where R is the effective radius of the reaction zone, $\frac{2}{c}$ is the proper time corresponding to the beginning of the phase transition, $M_T = \sqrt{M^2 + q_T^2}$ is the transverse mass of the dilepton, $z = M_T/T$, $K(z) = (z^2 + 8)z^3 K_3(z)$, and K_0 and K_3 are Bessel functions. The overall normalization is fixed by the condition for an isentropic expansion, $R^2 T^3 = dN/dy$, with $dN/dy = 0.22$ for an $SU_F(2)$ plasma. One arrives finally at the dilepton spectrum due to pion annihilation:

$$\frac{dN_{I+1}}{dM dq_T dy}(M; q_T) = \frac{2}{8^4} \frac{dN/dy}{R} \frac{M q_T}{M_T^6} L(q^2) H(q^2) F(q^2)^2 \frac{r(r-1)}{6} z_c^6 K_0(z_c) + r^2 [K(z_c) - K(z_c)] : \quad (18)$$

Keeping, however, the Bose distributions in Eq. (13), or in any case for a temperature dependent form factor, the space-time integrations have to be carried out numerically, as described in detail in Ref. [9]. In this case one can make use of the analytical result for the phase-space integral appearing in Eq. (11):

$$\int_Z \int_Z (2_Z)^{4-4} (p_1 + p_2 - q) f^+(p_1; x) f^-(p_2; x) = \frac{T}{8 q \exp(E=T)} \frac{1}{1} \ln \frac{\cosh(!+T) - \cosh(-T)}{\cosh(!-T) - \cosh(-T)} \quad (19)$$

with

$$\beta = \frac{E}{2} - \frac{2k \cdot q}{M^2}; \quad (20)$$

$$= \frac{m_1^2}{M^2} - \frac{m_2^2 E}{2}; \quad (21)$$

where $E = q \cdot u(x)$ is the dilepton energy, and $q = \frac{p}{\sqrt{E^2 - M^2}}$ is the three-momentum component of q in the production fluid element moving with four-velocity u .

The previous expressions concern dileptons stemming from the pion phase. One has to add the contribution due to quark-antiquark annihilation that we have not written down explicitly [8,9,11], because it is not concerned by the considerations in this paper. In order to compare with the experimental mass and transverse momentum spectra, the sum of the two parts has then to be multiplied with the relevant experimental acceptance function $A(M; q_T)$ and folded with the experimental mass resolution, see Ref. [9]. Finally the experimentally determined contribution due to decays of mesons produced during the primary nucleon-nucleon collisions ("cocktail") has to be added. We discuss now the results obtained after this procedure.

III. RESULTS

A first glance at the experimental data (markers in Fig. 1) in comparison to the expectation from primary meson decays (dotted line) shows that practically all excess dileptons that are produced in the reaction zone are required to fall within the mass region [200,600] MeV. In particular close to the bare rho mass (≈ 800 MeV) practically no additional contribution is required. This fact indicates already a substantial modification of the in-medium pion form factor, which is indeed confirmed by our theoretical result using the vacuum pion form factor (solid curve), which largely overshoots the experimental results in the rho mass region. An evaluation using the pure Born cross section, i.e., setting tentatively $F = 1$ (dot-dashed curve) yields instead a fair agreement in the rho mass region with, however, missing strength at lower mass. It is therefore clear that necessarily a substantial reduction of the rho meson mass in the medium is required in order to reproduce the experimental data.

Since in our model all excess dileptons stem from a pion gas phase with a small variation of temperature between $T_c = 160$ and $T_f = 140$ MeV, we neglect even the detailed dependence on temperature and rather attempt to construct an effective in-medium pion form factor of the standard functional form

$$F(M)^2 = \frac{C m^4}{(M^2 - m^2)^2 + m^2 \Gamma^2} \quad (22)$$

that allows to reproduce the experimental data. The constants m , Γ , and C are now considered as free parameters and allowed to deviate from their vacuum values $m^0 = 0.76$ GeV, $\Gamma^0 = 0.135$ GeV, and $C^0 = 1.3$. Indeed we find that a choice of $m = 0.4m^0$, $\Gamma = 2\Gamma^0$, and $C = 7C^0$ allows a very reasonable fit of the data, shown in Fig. 2 (solid line). Thus a simultaneous modification of centroid (reduction by a factor 2:::3) and width (increase by

about a factor 2) of the pion form factor is required; we found that changing only one of them does not yield satisfactory results. The comparison of the resulting effective in-medium and the vacuum pion form factor is shown in Fig. 3. We remark at this point that in the present model the contribution of dileptons from the quark-gluon plasma (produced during the initial phase and the mixed phase) is negligible [7,8,12,13], as shown by the dashed line in Figs. 1 and 2. This is mainly due to the short duration of this phase compared to the pion phase.

After discussing the mass spectrum of electron pairs, we come now to the distribution of transverse momenta. Fig. 4 shows the experimental values (in the mass interval of interest $250 \text{ MeV} < M < 680 \text{ MeV}$) in comparison with our theoretical prediction (solid line). The good agreement is indeed remarkable, given the fact that in our model the transverse momentum of the dileptons is entirely due to the thermal motion of the colliding pions in the longitudinally expanding medium. This is the reason for the larger slope of the transverse momentum distribution of dileptons stemming from pion annihilation (dashed line) compared to the Dalitz dileptons (dotted line). The sum of both results in fair agreement with the data. It seems thus that the transverse momenta of the dileptons reveal no hint of a transverse expansion of the reaction zone.

The in-medium pion annihilation contribution to the dilepton mass spectrum is naturally cut off at the two-pion threshold, and leaves therefore a small dip in the theoretical curves around $M \approx 300 \text{ MeV}$ (solid lines in Figs. 1 and 2). A natural remedy would be a decrease of the pion mass in the medium, for which, however, there is so far no solid theoretical foundation. In this article we rather study the consequences of introducing empirically a finite damping width of the pion, due to resonant pion rescattering in the medium. The occurrence of a finite pion damping width $\approx 50 \text{ MeV}$ is well known from the study of the N system [14] and is also expected to occur in a hot dense pion gas, due to the strong coupling to the ρ and a_1 resonances. Within a simple field theoretical model for this system, motivated by a quartic self-coupling of the pions, van Hees and Knoll [15] have shown how the self-consistent equations of motion can be derived using Baym's functional approach [16]. As a result of these models, a temperature and momentum dependent pion width has been obtained [17], which in the relevant domain of $T \approx 150 \text{ MeV}$ amounts to $50 :: 100 \text{ MeV}$. We therefore assume a Gaussian pion mass distribution of width Γ ,

$$g(m) = \frac{1}{\sqrt{2\pi}\Gamma} \exp\left(-\frac{(m - m_0)^2}{2\Gamma^2}\right); \quad (23)$$

and naively generalize Eq. (14) to the reaction of two pions with different masses $(m_1) + (m_2) \rightarrow (q)$. This is achieved by replacing the function $H(q^2)$, Eq. (16), by

$$H(q^2) = \int_0^{Z_1} dm_1 g(m_1) \int_0^{Z_1} dm_2 g(m_2) [q^2 - (m_1 + m_2)^2] \sqrt{1 - \frac{(m_1 + m_2)^2}{q^2}} \sqrt{1 - \frac{(m_1 - m_2)^2}{q^2}}; \quad (24)$$

which is plotted in Fig. 5 for two choices of the pion width $\Gamma = 50; 100 \text{ MeV}$. The resulting dilepton spectrum for a value $\Gamma = 100 \text{ MeV}$ (and form factor parameters $m = m_0 = 3$,

$= 2 \text{ }^0$, and $C = 40C^0$) is also shown in Fig. 2 (solid line). Indeed the introduction of a finite pion width can perfectly describe the spectrum also in the threshold region $M < 2m_\pi$.

Of course, there are other processes that could potentially contribute dileptons in this mass region around 300 MeV. In particular, we neglected completely the possible presence of baryons in the reaction zone and of baryon induced reactions like $N \rightarrow B$, which might contribute in the low-mass region. Also possible mesonic rescattering of the rho resonance, $\rho \rightarrow e^+e^-$, has been disregarded [18]. However, since the mass spectrum below 200 MeV is perfectly reproduced by ρ^0 , ω , and ϕ Dalitz decays [19], there is not much freedom for such additional "exotic" contributions, since these would dominantly contribute in this low-mass domain, which is on the contrary not the case for the pion width mechanism discussed above. Indeed also theoretical estimates of these processes predict too small rates [12,20].

IV. CONCLUSIONS

In summary, the latest Pb+Au CERES data hint to a simultaneous reduction of the rho meson mass and an increase of its width in the dilepton production medium. Even if our model (Bjorken scenario) of the space-time evolution of the collision is rather idealized, we think that these qualitative conclusions based on the shape of the dilepton mass distribution can be drawn. The further ad-hoc introduction of a finite mass distribution of the interacting pions served to simulate the effect of a finite pion damping width, which is required for a consistent treatment of rho mesons as decaying resonances in an interacting pion gas. It allowed us to reproduce the experimental results around the two-pion threshold even better.

Surprisingly, the transverse momenta of the dileptons were also rather well described by our model, and thus appear to reveal no hint on a transverse expansion of the reaction zone. Finally, dilepton production from an eventual QGP phase is negligible due to the short duration of such a phase, even if its existence is an assumption of the chosen theoretical model and influences indirectly, through a consistent time evolution, also the hadronic rates.

The present investigation can be improved by applying a more realistic hydrodynamical evolution which goes beyond the simple Bjorken scenario. The pion broadening should be considered within a definite microscopic model, so that its temperature and momentum dependence can be included into the calculation. Such a model should allow to calculate the pion broadening consistently together with the rho meson spectral properties. Since already the simple calculation of the rho meson spectral function with on-shell pions in a hot pion gas yields a downwards shift of the rho meson mass by about 30 MeV [21], it can be expected that off-shell pions with about 100 MeV width could explain an even larger rho meson mass shift, which is inevitable in order to explain the new low-mass dilepton data of the CERES collaboration. The objective of this article was, however, the empirical determination of the characteristic magnitudes of the in-medium pion and rho meson parameters that should result from a theoretical model in order to explain the present experimental data.

The findings of our analysis may be carried over to a prediction of dilepton spectra for the conditions at RHIC, where our pion annihilation model together with the QCD phase transition and the suggested in-medium modifications of pion and rho meson properties will be appropriate.

REFERENCES

- [1] CERES Collab., G . Agakichiev et al, Phys. Lett. B 422 (1998) 405.
- [2] CERES Collab., G . Agakichiev et al, Nucl. Phys. A 661 (1999) 23c;
B . Lenkeit, Ph.D . Thesis, University of Heidelberg (1999).
- [3] G . Q . Li, C . M . Ko, G . E . Brown, and H . Sorge, Nucl. Phys. A 611 (1996) 539.
- [4] J . Sollfrank, P . Huovinen, M . Kataja, P . V . Ruuskanen, M . Prakash, and R . Venugopalan, Phys. Rev. C 55 (1997) 392.
- [5] W . Cassing, E . L . Bratkovskaya, R . Rapp, and J . W ambach, Phys. Rev. C 57 (1998) 916.
- [6] R . Rapp and J . W ambach, Eur. Phys. J. A 6 (1999) 415; Adv. Nucl. Phys. 25 (2000) 1.
- [7] T . Renk, R . A . Schneider, and W . Weise, Phys. Rev. C 66 (2002) 014902.
- [8] D . K . Srivastava, B . Sinha, and C . Gale, Phys. Rev. C 53 (1996) R567.
- [9] H .-J . Schulze and D . Blaschke, Phys. Lett. B 386 (1996) 429.
- [10] J . D . Bjorken, Phys. Rev. D 27 (1983) 140.
- [11] L . D . McLerran and T . Toimela, Phys. Rev. D 31 (1985) 545;
K . Kajantie, J . Kapusta, L . McLerran, and A . Mekjian, Phys. Rev. D 34 (1986) 2746.
- [12] P . Huovinen, and M . Prakash, Phys. Lett. B 450 (1999) 15.
- [13] M . H . Thomas, S . Leupold, and U . Mosel, Eur. Phys. J. A 7 (2000) 219.
- [14] D . N . Voskresensky, D . Blaschke, G . Ropke, and H . Schulz, Int. J. Mod. Phys. E 4 (1995) 1.
- [15] H . van Hees and J . Knoll, Nucl. Phys. A 683 (2001) 369.
- [16] J . Luttinger and J . Ward, Phys. Rev. 118 (1960) 1417;
G . Baym , Phys. Rev. 127 (1962) 1391;
M . Cornwall, R . Jackiw, and E . Tomboulis, Phys. Rev. D 10 (1974) 2428.
- [17] D . Blaschke, M . K . Volkov, and V . Yudin, Part. Atom . Nucl. 66 (2003) in press;
[arXiv:nucl-th/0303034].
- [18] R . Baier, M . Dirks, and K . Redlich, Phys. Rev. D 55 (1997) 4344.
- [19] WA80 Collab., R . Albrecht et al, Phys. Lett. B 361 (1995) 14;
A . Drees, Phys. Lett. B 388 (1996) 380;
CERES Collab., G . Agakichiev et al, Eur. Phys. J. C 4 (1998) 249.
- [20] J . Murray, W . Bauer, and K . Haglin, Phys. Rev. C 57 (1998) 882; Phys. Rev. C 60 (1999) 017901.
- [21] H . W . Barz, G . Bertsch, B . L . Friman, H . Schulz, and S . Boggs, Phys. Lett. B 265 (1991) 219.

FIGURES

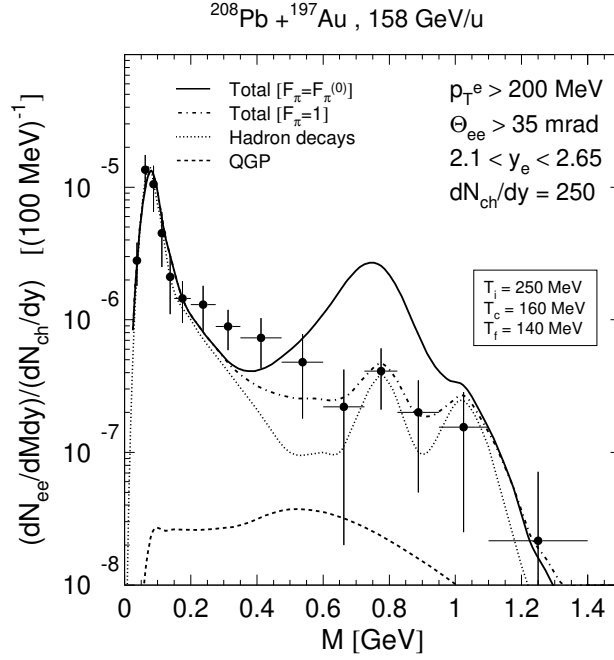


FIG. 1. The dilepton mass spectrum evaluated with a free-space (solid line) or a Born (dot-dashed line) pion form factor. The theoretical predictions involve acceptance and resolution corrections, and the primary meson decay contribution (dotted line) is added. The dashed line shows separately the contribution of $q\bar{q}$ annihilation in the quark and mixed phase. The data points and the meson decay contribution are taken from Ref. [2].

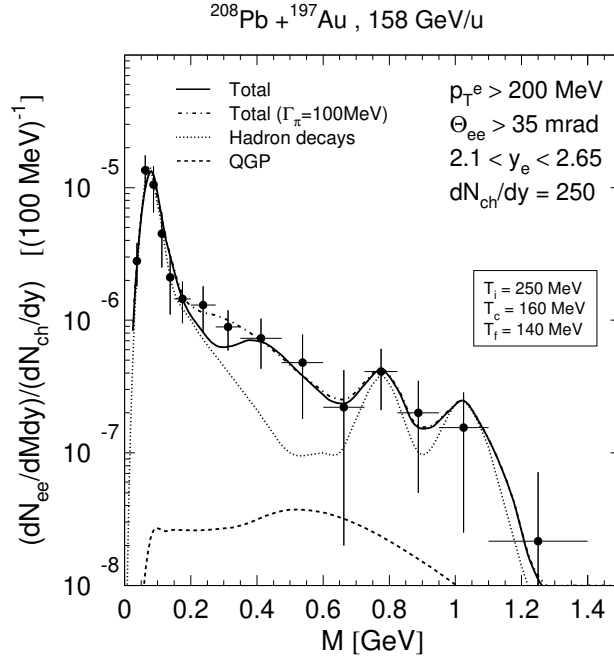


FIG. 2. As Fig. 1, but with the in-medium pion form factor (solid line), and additionally assuming a finite pion width (dot-dashed line).

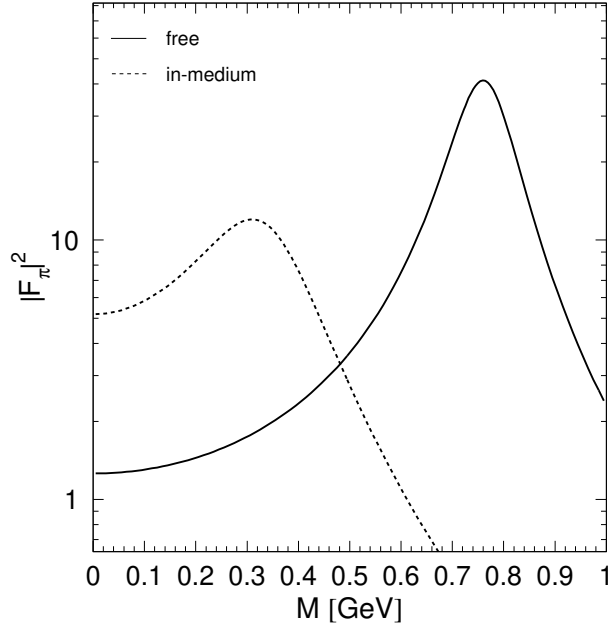


FIG .3. Free-space and in-medium pion form factor.

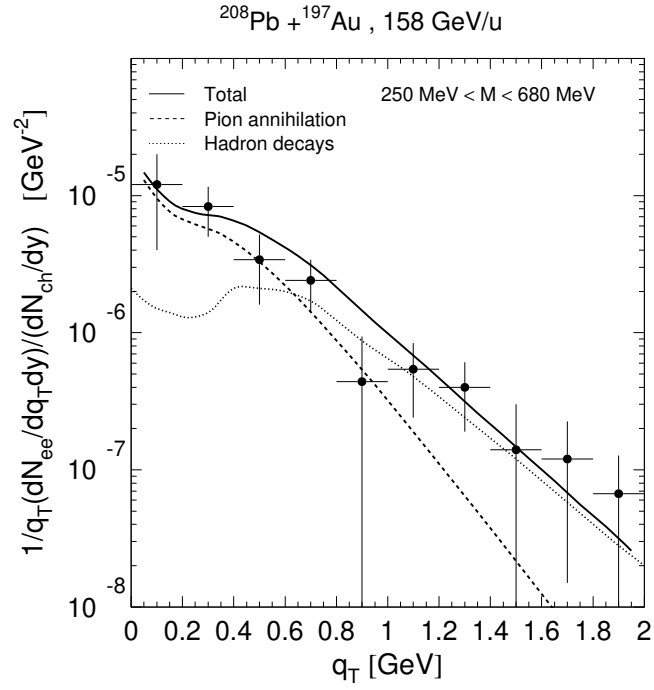


FIG .4. The dilepton transverse momentum spectrum .

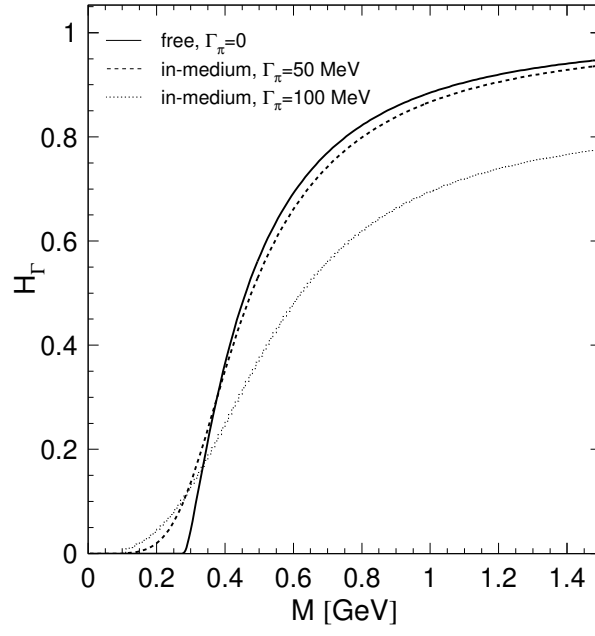


FIG . 5. K inem atic factor, Eq. (24).