

Feb 2003

## Some comments on Super-Kamiokande's multi-ring analysis

R. Foot

foot@physics.unimelb.edu.au  
*School of Physics*  
*University of Melbourne*  
*Victoria 3010 Australia*

The super-Kamiokande collaboration have used multi-ring events to discriminate between the  $\nu_\mu \rightarrow \nu_\tau$  and  $\nu_\mu \rightarrow \nu_s$  solutions to the atmospheric neutrino anomaly. We show that the effect of systematic uncertainties in cross sections are so significant that the usefulness of multi-ring data to distinguish between these two solutions is doubtful.

There are two quite different interpretations of the neutrino physics data. One possibility is that the solar and atmospheric neutrino anomalies result from three flavour oscillations of the three known neutrinos with two large mixing angles[1]. While this scheme provides a very good fit to the solar and atmospheric data, it cannot accommodate the LSND data[2]. In fact, this three-flavour interpretation of the atmospheric and solar neutrino anomalies is disfavoured at the 4-5 sigma level from the LSND neutrino experiment.

An alternative possibility invokes a fourth effectively sterile neutrino ( $\nu_s$ )[3], which allows each neutrino physics anomaly to be explained by 2-flavour oscillations[4]. [Solar by large angle  $\nu_e \rightarrow \nu_\tau$  oscillations, atmospheric by large angle or maximal  $\nu_\mu \rightarrow \nu_s$  oscillations and LSND by  $\bar{\nu}_e \rightarrow \bar{\nu}_\mu$  oscillations]. In this case the LSND data can be explained, however a subset of the super-Kamiokande data disfavour this possibility at about the 1.5-3 sigma level (depending on how the data are analysed)[5, 6].

Both schemes provide an acceptable global fit of the data<sup>1</sup>, although each scheme fails to provide a good fit to some particular data subset. In the case of the 3 neutrino scheme the LSND data is not explained, while in the case of the above 4 neutrino model a subset of super-Kamiokande data are poorly fitted.

Given this current situation, it makes sense to a) check the LSND result, which is being done by MiniBooNE[8] and b) check the  $\nu_\mu \rightarrow \nu_\tau$  versus  $\nu_\mu \rightarrow \nu_s$  discrimination. The  $\nu_\mu \rightarrow \nu_\tau$  versus  $\nu_\mu \rightarrow \nu_s$  discrimination will eventually be done by the long baseline neutrino experiments. In the meantime it makes sense to examine the robustness of super-Kamiokande's claim[5] that the  $\nu_\mu \rightarrow \nu_s$  hypothesis is disfavoured by a subset of the super-Kamiokande data.

Super-Kamiokande identified three subsets of data which might potentially discriminate between the  $\nu_\mu \rightarrow \nu_\tau$  and  $\nu_\mu \rightarrow \nu_s$  solutions to the atmospheric neutrino anomaly[5]. However, this discrimination, was not particularly stringent (super-Kamiokande found that the  $\nu_\mu \rightarrow \nu_s$  possibility had a goodness of fit (gof) of about 0.01), and an alternative analysis[6] of the same data (but using binned data rather than ratios) gave a much better fit (a gof of about 0.1).

One of the issues discussed in Ref.[6] was that of systematic uncertainties. Two main sources of systematic uncertainties were identified. In the through going muon data set, one can have atmospheric muons masquerading as neutrino induced muons in the (near) horizontal bin. It is difficult to reliably estimate such contamination, and if it is larger than expected then the resulting neutrino induced through going muon zenith angle distribution will be flatter, which improves the fit of the  $\nu_\mu \rightarrow \nu_s$  oscillation hypothesis.

In the multi-ring analysis, uncertainties in the cross sections are expected to be significant[6]. The main purpose of this paper is to examine the effect of cross

---

<sup>1</sup>The global goodness of fit (gof) of the above 4 neutrino scheme was explicitly calculated in Ref.[7] to be 0.27, which means that there is a 27% probability of obtaining a worse global fit to the data.

sectional uncertainties in the up-down multi-ring ratio used by super-Kamiokande. As we will show, these uncertainties are quite large – much larger than those quoted by super-Kamiokande. In fact, our analysis suggests that multi-ring data, at least with the super-Kamiokande cuts, cannot provide a useful discrimination between the  $\nu_\mu \rightarrow \nu_\tau$  and  $\nu_\mu \rightarrow \nu_s$  hypothesis.

Super-Kamiokande employed the following selection criteria for their multi-ring analysis: (1) vertex within the fiducial volume and no exiting track; (2) multiple Cerenkov rings; (3) particle identification of the brightest ring is e-like; (4) visible energy greater than 400 MeV. According to the super-Kamiokande monticarlo[5], events satisfying this selection criteria (assuming no oscillations) will be made up of Neutral Current (NC),  $\nu_e$  Charged Current ( $\nu_e CC$ ), and  $\nu_\mu$  Charged Current ( $\nu_\mu CC$ ) events in proportion:

$$NC\ 29\%,\ \nu_e CC\ 46\%,\ \nu_\mu CC\ 25\% \quad [\text{no oscillations}] \quad (1)$$

For maximal  $\nu_\mu \rightarrow \nu_s$  oscillations with  $\delta m^2 \sim 3 \times 10^{-3} eV^2$  approximately half of the up-going  $\nu_\mu$  oscillate into  $\nu_s$ . This will lead to an overall up-down asymmetry for the multi-ring events due to  $\nu_\mu$  interactions. It is convenient to define the quantities,  $r_1, r_2$  and  $R$  where  $r_1$  is the up-down ratio for  $\nu_\mu CC$  events,  $r_2$  is the up-down ratio for  $\nu_\mu$  induced NC events and  $R$  is the ratio of  $\nu_e/(\nu_\mu + \nu_e)$  events in NC ( $R \approx 0.25$ ). With these definitions, the multi-ring up-down ratio (with ‘up’ defined as  $\cos\theta < -0.4$ , and ‘down’ with  $\cos\theta > 0.4$ , i.e. the same definition as used by super-Kamiokande) is simply:

$$\begin{aligned} r(\nu_\mu \rightarrow \nu_s) &= 0.46 + 0.25 * r_1 + 0.29 * R + 0.29 * (1 - R) * r_2 \\ &\simeq 0.53 + 0.25 * r_1 + 0.22 * r_2 \end{aligned} \quad (2)$$

If there were perfect angular correlation, we expect  $r_1 = r_2 = 0.5$  for maximal oscillations. In this extreme case, one expects [from Eq.(2)]  $r \simeq 0.77$ . But the angular correlation is not perfect because of the momentum of the recoiling nucleus is not observed. For NC events, one has in addition the momentum from the scattered neutrino (and there are also undetected neutrinos from decaying pions and charged particles/photons below the Cerenkov threshold). So one would expect something like  $r_1 \approx 0.55$ ,  $r_2 \approx 0.60$  to be more realistic, suggesting a  $r(\nu_\mu \rightarrow \nu_s) \approx 0.80$ .

In the  $\nu_\mu \rightarrow \nu_\tau$  case, things are a little different since all of the NC events are up-down symmetric and there are additionally up-down asymmetric  $\nu_\tau CC$  events (about 3% according to the super-Kamiokande MC[5]). Assuming perfect angular correlation, so that the  $\nu_\tau CC$  events are all up-going, the net effect is an up-down ratio of:

$$r(\nu_\mu \rightarrow \nu_\tau) = 0.75 + 0.25 * r_1 + 0.06 \quad (3)$$

Perfect angular correlation for the  $\nu_\mu CC$  events would imply  $r_1 = 0.5$ , giving  $r(\nu_\mu \rightarrow \nu_\tau) \approx 0.93$ , Of course, the angular correlation is not perfect, with  $r_1 \approx 0.55$ , but

this should be roughly compensated by the  $\nu_\tau CC$  events giving some down going events. In summary, we estimate a multi-ring up-down asymmetry for the  $\nu_\mu \rightarrow \nu_s$  and  $\nu_\mu \rightarrow \nu_\tau$  cases of:

$$\begin{aligned} r(\nu_\mu \rightarrow \nu_s) &\simeq 0.53 + 0.25 * r_1 + 0.22 * r_2 \simeq 0.80 \\ r(\nu_\mu \rightarrow \nu_\tau) &\simeq 0.75 + 0.25 * r_1 + 0.06 \simeq 0.93 \end{aligned} \tag{4}$$

According to super-Kamiokande, figure 1b[5], their MC agrees with the above estimates (within 1% for  $\delta m^2 \sim 3 \times 10^{-3} eV^2$ ).

Note that there is only a small difference between the expected  $r(\nu_\mu \rightarrow \nu_s)$  and  $r(\nu_\mu \rightarrow \nu_\tau)$  values (about 14%), so the estimation of systematic errors is extremely important. Because the multi-ring sample, as defined by super-Kamiokande, involves a combination of up-down symmetric events and up-down asymmetric events, uncertainties in the relative proportion of these events will lead to systematic uncertainties in  $r$ . The number of events satisfying the super-Kamiokande selection criteria, coming from the three main processes, NC,  $\nu_e CC$ ,  $\nu_\mu CC$  have significant uncertainties because of uncertainties in the size and shape of the differential cross-sections involved.

We now try to estimate these systematic uncertainties in the  $r$  ratio due to these cross sectional uncertainties. Given the super-K selection criteria, the cross sectional rate uncertainties of the NC,  $\nu_e CC$ ,  $\nu_\mu CC$ ,  $\nu_\tau CC$  induced multi-ring events should be approximately uncorrelated. This is because the underlying processes are quite different, as illustrated in Figure 1.

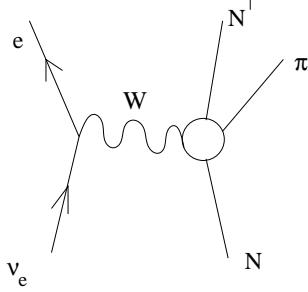


Fig. 1a

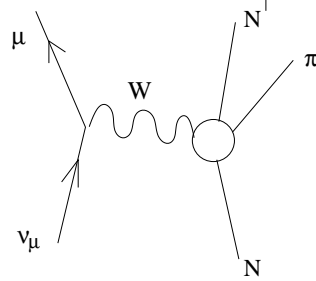


Fig. 1b

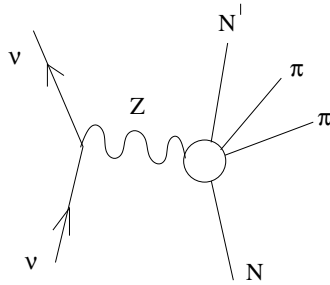


Fig. 1c

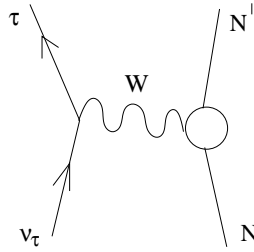


Fig. 1d

Figure 1a,b,c,d: Examples of the four types of multi-ring processes. The large ‘O’ represents non-perturbative strong interaction physics. Figure 1a:  $\nu_e$  CC induced events. The  $\pi$  can be a  $\pi^0$  or a charged pion (the charge, depending on whether one has a neutrino or anti-neutrino induced event). In this case the the brightest e-like ring can originate from the electron or the pion (if the pion is neutral). Figure 1b:  $\nu_\mu$  CC induced event. In this case the emitted pion should be neutral, and the e-like event must come from the photon(s) of the decaying neutral pion. In this case the pion must therefore be produced with an energy greater than the muon to satisfy the super-Kamiokande selection criteria (this makes this process quite different from the process Fig.1a). Figure 1c: NC events. In this case, one expects two (or more)  $\pi$  production to account for most of the events. A single  $\pi^0$  could lead to two e-like rings, however a  $\pi^0$  produced at high momentum the rings merge cannot be distinguished. Figure 1d:  $\nu_\tau$  CC events. The decay of the tauon can lead to a multi-ring event.

Note that the  $\nu_e CC$  and  $\nu_\mu CC$  events appear very similar. Yet, the cross section uncertainties are largely uncorrelated even in this case. This is because of the super-Kamiokande selection criteria for multi-ring events which demands that the brightest ring is e-like. This selection criteria strongly enhances the  $\nu_e CC$  process over the  $\nu_\mu CC$  process, since in the former case, the brightest e-like ring typically comes from the emitted electron while in the latter case it must come from the emitted pion.

Thus, in the  $\nu_e CC$  process, the lepton is (typically) emitted with more energy than the pion, while in the  $\nu_\mu CC$  process, the lepton is emitted with less energy than the pion. Therefore, the cross sections for  $\nu_e CC$  and  $\nu_\mu CC$  events are *not* correlated.<sup>2</sup>

Define  $N_{\nu_e CC}$ ,  $N_{NC}$ ,  $N_{\nu_\mu CC}$ ,  $N_{\nu_\tau CC}$  to be the number of  $\nu_e CC$  events, NC events,  $\nu_\mu CC$  events and  $\nu_\tau CC$  events all satisfying the super-Kamiokande selection criteria and assuming no oscillations. In this case, Eqs.(2,3), can be equivalently expressed as:

$$\begin{aligned} r(\nu_\mu \rightarrow \nu_s) &= \frac{N_{\nu_e CC} + N_{\nu_\mu CC} * r_1 + R * N_{NC} + (1 - R) * N_{NC} * r_2}{N_{\nu_e CC} + N_{NC} + N_{\nu_\mu CC}} \\ r(\nu_\mu \rightarrow \nu_\tau) &= \frac{N_{\nu_e CC} + N_{NC} + N_{\nu_\mu CC} * r_1 + 2N_{\nu_\tau CC}}{N_{\nu_e CC} + N_{NC} + N_{\nu_\mu CC}} \end{aligned} \quad (5)$$

The effect on the multi-ring up-down  $r$  of uncorrelated cross section uncertainties in the  $\nu_e CC$ ,  $\nu_\mu CC$ ,  $NC$  and  $\nu_\tau CC$  processes can now be easily evaluated. We denote the percentage uncorrelated uncertainties in  $N_{NC}$ ,  $N_{\nu_e CC}$ ,  $N_{\nu_\mu CC}$ ,  $N_{\nu_\tau CC}$  by:

$$\delta_{NC}, \delta_{\nu_e CC}, \delta_{\nu_\mu CC}, \delta_{\nu_\tau CC} \quad (6)$$

That is, the number of  $\nu_e CC$  events is  $N_{\nu_e CC}(1 \pm \delta_{\nu_e CC})$ , etc. We now estimate the corresponding uncertainty in the Super-Kamiokande multi-ring up-down ratio,  $r$ . Let us take the  $\nu_e$  induced CC events as an example. If the number of  $\nu_e$  induced CC events is uncertain by an amount  $\delta_{\nu_e CC} N_{\nu_e CC}$  then the corresponding uncertainty in  $r$  is

$$\begin{aligned} \delta r &\approx \frac{\partial r}{\partial N_{\nu_e CC}} \delta N_{\nu_e CC} \\ &\approx \frac{\partial r}{\partial N_{\nu_e CC}} \delta_{\nu_e CC} N_{\nu_e CC}. \end{aligned} \quad (7)$$

In the case of the  $\nu_\mu \rightarrow \nu_s$  hypothesis, from Eq.(5), we have

$$\begin{aligned} N_{\nu_e CC} \frac{\partial r}{\partial N_{\nu_e CC}} &= [1 - r_0(\nu_\mu \rightarrow \nu_s)] N_{\nu_e CC} / (N_{\nu_e CC} + N_{NC} + N_{\nu_\mu CC}) \\ &= 0.46 * [1 - r_0(\nu_\mu \rightarrow \nu_s)] \end{aligned} \quad (8)$$

where  $r_0(\nu_\mu \rightarrow \nu_s)$  is the estimate of the ‘central’ value of  $r$ . Putting  $r_0(\nu_\mu \rightarrow \nu_s) \approx 0.80$  leads to an uncertainty in  $r$  of  $0.09\delta_{\nu_e CC}$ , implying a percentage uncertainty

---

<sup>2</sup>In fact, the integrated cross section for producing a  $\nu_e CC$  events is about 5 times larger than for a  $\nu_\mu CC$  event. This can be seen from a) Eq.(1), where the number of  $\nu_e CC$  events is nearly double that of the  $\nu_\mu CC$  events (46% c.f. 25%) and b) the flux of  $\nu_e$  is only about 1/3 that of  $\nu_\mu$ .

in  $r$  of  $\delta r/r_0 \approx 0.11\delta_{\nu_e CC}$ . A similar procedure for the other processes, gives the following uncertainty in  $r$ :

$$\begin{aligned} r(\nu_\mu \rightarrow \nu_s) &= r_0 \left( 1 \pm 0.04\delta_{NC} \pm 0.11\delta_{\nu_e CC} \pm 0.08\delta_{\nu_\mu CC} \right) \\ r(\nu_\mu \rightarrow \nu_\tau) &= r_0 \left( 1 \pm 0.02\delta_{NC} \pm 0.03\delta_{\nu_e CC} \pm 0.10\delta_{\nu_\mu CC} \pm 0.06\delta_{\nu_\tau CC} \right) \end{aligned} \quad (9)$$

Now, the precise values for the  $\delta_i$  needs careful consideration. The multi-pion production cross sections at energies of  $\sim GeV$  are quite poorly measured with uncertainties in the range 30 – 40%[9]. We will assume a 35% uncorrelated uncertainty in  $N_{\nu_e CC}$ ,  $N_{\nu_\mu CC}$  and  $N_{NC}$ . This implies a total uncertainty in  $r$  (adding the various uncertainties in quadrature) of about: <sup>3</sup>

$$\begin{aligned} r(\nu_\mu \rightarrow \nu_s) &= r_0(\nu_\mu \rightarrow \nu_s)(1 \pm 0.05) \\ r(\nu_\mu \rightarrow \nu_\tau) &= r_0(\nu_\mu \rightarrow \nu_\tau)(1 \pm 0.04) \end{aligned} \quad (10)$$

Thus, we estimate that the theoretical expectation for the super-Kamiokande  $r$  ratio for their multi-ring events has systematic uncertainties of about 5% (in the  $\nu_\mu \rightarrow \nu_s$  case). The super-Kamiokande claim[5] that the uncertainty in  $r$  due to the cross section uncertainties is less than 1% is very hard to understand. Indeed to get a 1% uncertainty in  $r$  would require cross sectional uncertainties 5 times smaller than their expected value. In other words, the uncertainties in the NC, CC rates would have to be less than about 6%, which does not seem possible. At the very least, such low uncertainties would have to be carefully and explicitly justified.

So far, we have tried to estimate the systematic uncertainties in  $r$  due to cross-sectional uncertainties. It would also be useful to try and independently estimate the central values, Eq.(1). Indeed, the proportion of NC events found by super-Kamiokande seems somewhat larger than might be expected. If there were only one pion produced, then the process in figure 1b might be expected to be roughly the same magnitude as the process in figure 1c. But, this is not the case. The problem is that the pion needs to be quite relativistic ( $E > 400$  MeV) for its direction to be correlated enough with the incident neutrino to have significant up-down asymmetry. Yet, in that case, the two e-like rings tend to merge. If they didn't one could simply select events with 2 e-like rings with invariant mass of  $m_\pi$  (and with visible energy greater than 400 MeV) to obtain an almost pure NC sample. Such a sample would have a up-down asymmetry of  $r_2 \approx 0.6$  for  $\nu_\mu \rightarrow \nu_s$  and 1 for  $\nu_\mu \rightarrow \nu_\tau$  and no annoying cross-section uncertainties to worry about! This would allow for a sensitive discrimination between  $\nu_\mu \rightarrow \nu_\tau$  and  $\nu_\mu \rightarrow \nu_s$  modes[10]. Unfortunately this is not possible because a  $\pi^0$  with high momentum produces two photons in nearly the same direction and the two rings merge into one[11]. Hence to obtain 2 rings, one

---

<sup>3</sup>Of course, systematic uncertainties are not Gaussian etc... so the usual cautionary remarks are in order.

needs multi-pion production for the NC process. One might therefore expect that the number of NC events to be significantly less than the number of  $\nu_\mu CC$  events.

In conclusion, we have critically examined the effect of systematic cross section uncertainties in super-Kamiokande's multi-ring analysis. Our study indicates that the systematic error is significant – approximately 5% in the up-down ratio. This is important because the difference between the  $\nu_\mu \rightarrow \nu_s$  and  $\nu_\mu \rightarrow \nu_\tau$  hypothesis is only 14%. Unfortunately, it seems that the use of multi-ring data to convincingly discriminate between the  $\nu_\mu \rightarrow \nu_\tau$  and  $\nu_\mu \rightarrow \nu_s$  hypotheses is doubtful.

### Acknowledgements

The author thanks J. Learned, P. Lipari and R. Volkas for discussions and correspondence.

### References

- [1] V. Barger *et al.*, Phys. Lett. B437, 107 (1998) [hep-ph/9806387]; A. Baltz, A. S. Goldhaber and M. Goldhaber, Phys. Rev. Lett. 81, 5730 (1998) [hep-ph/9806540]; F. Vissani, hep-ph/9708483; D. V. Ahluwalia, Mod. Phys. Lett. A13, 2249 (1998) [hep-ph/9807267].
- [2] LSND Collaboration, Phys. Rev.D64, 112007 (2001) [hep-ex/0104049] and references there-in.
- [3] A comprehensive list of sterile references can be found at C. Giunti's web-page: <http://www.to.infn.it/~giunti/neutrino/4nu/>
- [4] R. Foot and R. R. Volkas, Phys. Lett. B543, 38 (2002) [hep-ph/0204265].
- [5] Super-Kamiokande Collaboration, S. Fukuda *et al.*, Phys. Rev. Lett. 85, 3999 (2000) [hep-ex/0009001].
- [6] R. Foot, Phys. Lett. B496, 169 (2000) [hep-ph/0007065].
- [7] R. Foot, hep-ph/0210393, Mod. Phys. Lett. A (in press).
- [8] <http://www-boone.fnal.gov/>
- [9] For a recent discussion of neutrino cross section uncertainties, see P. Lipari, hep-ph/0207172.
- [10] J. Learned, S. Pakvasa and J. Stone, Phys. Lett. B435, 131 (1998) [hep-ph/9805343].
- [11] J. Learned, Private Communication.