

Towards an understanding of isospin violation in pion{nucleon scattering

Nadia Fettes, Ulf G. Meißner

Forschungszentrum Jülich, Institut für Kernphysik (Theorie), D-52425 Jülich, Germany

E-Mail addresses: n.fettes@fz-juelich.de, ulf.meissner@fz-juelich.de

We investigate isospin breaking in low energy pion{nucleon scattering in the framework of chiral perturbation theory. This work extends the systematic analysis of [1] to the energy range above threshold. Various relations, which identically vanish in the limit of isospin symmetry, are used to quantify isospin breaking effects. We study the energy dependence of the S_0 and P_0 wave projections of these ratios and find dramatic effects in the S_0 waves of those two relations which are given in terms of isoscalar quantities only. This effect drops rather quickly with growing center-of-mass energy.

PACS numbers: 13.75.Gx, 12.39.Fe, 13.40.Ks, 11.30.Fs

I. INTRODUCTION

Pion{nucleon scattering (N) is one of the prime reactions to test our understanding not only of the spontaneous and explicit chiral symmetry breaking QCD is supposed to undergo, but also of isospin symmetry violation. The pion{nucleon system is particularly well suited for such an analysis, since chiral symmetry breaking and isospin breaking appear at the same chiral order. For neutral pion scattering on nucleons, the isospin violating effects can be dramatically enhanced due to the smallness of the isoscalar pion{nucleon amplitude [2,3]. This spectacular effect in the difference of the 0_p and 0_n scattering lengths is, however, at present not amenable to a direct experimental verification. It is therefore mandatory to include also the channels with charged pions in any analysis of isospin violation. The immense experimental effort in the domain of low energy pion{nucleon physics has stimulated considerable interest in using N scattering data to extract information about the violation of isospin symmetry of the strong interactions [4,5]. Some analyses indicate effects as large as 7% [6,7]. In both these analyses, the source of this rather large effect remains mysterious. Since the two methods are independent and based on different approaches, it became a challenge to find a theoretical explanation for these rather phenomenological observations. Microscopically, there are two competing sources of isospin violation, which are generally of the same size, namely the strong effect due to the light quark mass difference $m_d - m_u$, m_u and the electromagnetic one caused by virtual photons. There is thus need to describe both effects, the strong and the electromagnetic interaction, consistently. One of the major criticisms raised against the analyses of isospin violation performed up to now is their inherent incompatibility of electromagnetic and strong effects. Chiral perturbation theory (PT) is able to remedy this problem. Ongoing effort in this field has resulted in the development of an effective field theory of pions, nucleons, and virtual photons, which now allows for the separation of both sources of isospin violation

in a consistent fashion. The corresponding effective Lagrangian was developed in [8,3,9] extending the standard N EFT. The pertinent power counting of the EFT is based on the (phenomenological) observation that besides the pion mass and momenta, the electric charge e should be counted as an additional small parameter, given the fact that

$$\frac{e^2}{4}, \frac{M^2}{(4F)^2}, \frac{1}{100}; \quad (1)$$

Note, however, that M vanishes in the chiral limit, whereas the left-hand side of eq. (1) remains finite. If this counting scheme is applied, we only have to deal with one expansion parameter q , which corresponds to small momenta, pion masses, as well as elementary charges. Since every emitted virtual photon will have to be reabsorbed, we will only have to consider terms proportional to the square of the charge matrix. The difference of the squares of the charged and neutral pion masses is thus an effect of second chiral order, i.e. a leading order effect. On the other hand, the mass difference for the nucleons also starts out at second order and is thus suppressed by two chiral orders.

The analysis of isospin violation in N scattering proceeds essentially in three steps. First, one ignores all isospin breaking effects, i.e. one sets $e = 0$ and $m_u = m_d$. This is the approximation on which the analysis in refs. [10,11] was based. These papers comprise the most detailed studies of pion{nucleon scattering in the framework of heavy baryon chiral perturbation theory (related studies have been published in [12(16)]). It is obvious that one needs a precise description of the large isospin symmetric "background" of the scattering amplitude in order to be able to pin down the small isospin violating effects. The quality of the results obtained in refs. [10,11] makes us feel confident that we have a sufficiently accurate starting point.

In the second step, one should include the leading isospin breaking terms encoded in the pion and nucleon mass differences. The mass splitting for the nucleons amounts

to about 1 MeV, whereas the charged to neutral pion mass difference is of the order of 5 MeV. To the accuracy we are working (the third order in small momenta and charges) one has to consider such effects. The strength of PT now lies in the fact that one can consistently take into account only the effect from those isospin violating low energy constants which enter the particles' masses. This is the approximation which we will consider here. In fact, in neutral pion photoproduction on nucleons, to third order in small momenta, this approximation leads to the only isospin breaking effect, which reveals itself in the large cusp effect at the secondary threshold (i.e. at the π^+n threshold in the case of π^0p) [17].

In the third step, which goes beyond the scope of this work, one has to account for all virtual photon effects, in particular soft photon emission from charged particle legs and the Coulomb poles due to the ladder exchange of (soft) virtual photons between charged external particles.

In the last two steps, the notion of partial waves with defined total isospin becomes doubtful. It is thus better not to give predictions for any specific isospin channel, but rather to consider quantities for measurable pion nucleon reactions. After the third step will have been performed, one will be able to directly fit to experimental cross section and polarization data. This will have the advantage that one will not have to rely on any code for electromagnetic corrections, which might or might not be compatible with the hadronic analysis. Instead, one will rather be able to compute electromagnetic corrections consistently in the framework of chiral perturbation theory. Fitting the low energy constants (LECs) of the full amplitude to experimental data will eventually allow to pin down the values of the hadronic LECs and to give an unambiguous definition of the hadronic phase shifts.

However, this work will only proceed up to the second step, the inclusion of mass difference effects and the leading strong isospin breaking vertices. We believe that the essential effects of isospin violation are captured in the calculation presented here. In [1], the size of isospin violation in threshold N scattering has been investigated. We now extend this analysis to the low energy region above threshold; as in [1], we will quantify isospin breaking effects by using a set of relations, which are fulfilled in the limit of exact isospin symmetry.

The manuscript is organized as follows. In section II we show how to generalize the pion nucleon scattering amplitude in case of isospin violation, and discuss how to quantify isospin breaking in terms of ratios, that vanish in the limit of exact isospin symmetry. Section III is concerned with the calculation of the pertinent N scattering amplitude in the presence of strong and electromagnetic isospin breaking. We give results in section IV and compare our approach to previous analyses of this topic. We conclude with a short summary and outlook in section V.

II. QUANTIFICATION OF ISOSPIN SYMMETRY BREAKING

A. Generalization of the scattering amplitude

We consider the elastic scattering process

$$a(q) + N(k_1) \rightarrow b(q_2) + N(k_2); \quad (2)$$

where $c(q_i)$ denotes a pion state in the cartesian isospin basis with four momentum q_i and $N(k_i)$ a proton or a neutron with four momentum k_i . The masses of the in (out) going nucleon and pion are denoted by $m_{1(2)}$ and $M_{a(b)}$, respectively ($M_1 = M_2 = M_N$; $M_3 = M_\pi$). Consider the center of mass system (cms) with $K_i = q$ ($i = 1; 2$). For the nucleons in the heavy fermion approach, we set $k = m v + p$ with $v \cdot p = m$, and the nucleon mass in the chiral limit. The small residual momentum p is thus a quantity of chiral order one. The pion and the nucleon energy in the in state are (we use $v = (1; 0; 0; 0)$)

$$!_1 = v \cdot q = M_a^2 + q_1^2; \quad E_1 = m_1^2 + !_1^2 + M_a^2; \quad (3)$$

in order. The energies of the out going pion and nucleon read

$$!_2 = \frac{(E_1 + !_1)^2 + M_b^2 - m_2^2}{2(E_1 + !_1)}; \quad E_2 = E_1 + !_1 - !_2; \quad (4)$$

respectively. We come back to these kinematical relations after introducing the pion nucleon scattering amplitudes appropriate for the discussion of isospin violation.

In the limit of isospin symmetry, pion nucleon scattering can be fully described in terms of two amplitudes $T^{1=2}$ and $T^{3=2}$, or equivalently T^+ and T^- . These amplitudes depend on two kinematical variables, which we can choose to be the pion cms energy $!$ and the invariant momentum transfer squared $t = (q_1 - q_2)^2$. In that case, one cannot account for any difference in the scattering of protons compared to the one of neutrons. Indeed, there is no isospin operator which acts selectively on the nucleons. In the presence of isospin violation, i.e. isovector symmetry breaking terms such as $(m_u - m_d)(uu - dd)$, one thus has to generalize the standard form of the N scattering amplitude to

$$T^{ba}(!; t) = {}^{ab}T_{ba}^+(!; t) + {}^{ab}{}^3T_{ba}^{3+}(!; t) + i {}^{bac}{}^cT_{ba}(!; t) + i {}^{bac}{}^c{}^3T_{ba}^3(!; t); \quad (5)$$

in terms of two isoscalar ($T_{ba}^{+; 3+}$) and two isovector (T_{ba}^{i3}) amplitudes. It is important to realize that the T_{ba}^+ are exclusively sensitive to the neutral to charged pion mass difference. The T_{ba}^3 on the other hand distinguish between the different pion states, as well as be-

tween scattering of proton or neutron. Indeed the matrix T^3 acts differently on proton and neutron. Therefore, these amplitudes are also sensitive to the proton-neutron mass difference. The amplitudes are functions of two variables. As in the isospin symmetric case, we choose the mean pion energy $\bar{!}$ and the invariant momentum transfer squared t . Since the total mass in the initial state is in general different from the mass of the outgoing particles, the energies of the pions in the in- and out-state, $!_{1,2}$, will also be no longer equal,

$$\begin{aligned} ! &= !_2 \quad !_1 = \frac{(M_b^2 - M_a^2) - (m_2^2 - m_1^2)}{2P_s} \\ &= \frac{(M_b^2 - M_a^2) - (m_2^2 - m_1^2)}{2m_1} \quad 1 - \frac{!_1}{m_1} + O(q^2) ; \quad (6) \end{aligned}$$

with P_s the total cms energy. From eq. (6) one can easily see that while the pion energies $!_{1,2}$ are of order q , their difference only starts out at second order in the chiral expansion. This has important consequences as will be discussed later. The T amplitudes split into a spin-nonflip and a spin-flip term, denoted by g and h , respectively. The most general N scattering amplitude which will allow us to describe isospin symmetry violating effects thus reads:

$$\begin{aligned} T_N^{ba} &= N_1 N_2 \quad {}^{ab}g_{ba}^+ + {}^{ab}g_{ba}^{3+} \\ &\quad + i {}^{bac}c_g + i {}^{bac}c_h \\ &\quad + i \sim (\epsilon_1 - \epsilon_2) {}^{ab}h_{ba}^+ + {}^{ab}h_{ba}^{3+} \\ &\quad + i {}^{bac}c_h + i {}^{bac}c_h^{3+} ; \quad (7) \end{aligned}$$

with $N_i = \frac{P}{(E_i + m_i) \sqrt{2m_i}}$ ($i = 1, 2$) the standard spinor normalization [18]. We refrain from projecting these amplitudes onto states of defined total isospin, since isospin is no good quantum number anymore. But we can still define states with given angular and total momentum by

$$\begin{aligned} f_{1 \rho ba}^{(=3)}(s) &= \frac{P}{16} \frac{P}{E_1 + m_1} \frac{P}{E_2 + m_2} \\ &\int_{-1}^{+1} dz \quad g_{ba}^{(=3)} P_1(z) + \epsilon_1 \epsilon_2 h_{ba}^{(=3)} P_1(z) ; \quad (8) \end{aligned}$$

with $P_1(z) = P_{1-1}(z) - z P_1(z)$ a combination of the usual Legendre polynomials. Isospin indices will now be combined in such a way as to match the physical reactions. Since the pions come in three and the nucleons in two charge states, we have ten reaction channels. In terms of the just defined amplitudes, these read:

$$f_{+p! \ +p} = f_{11}^+ \quad f_{12} + f_{11}^{3+} \quad f_{12}^3 ; \quad (9)$$

$$f_{-p! \ -p} = f_{11}^+ + f_{12} + f_{11}^{3+} + f_{12}^3 ; \quad (10)$$

$$f_{0p! \ 0p} = f_{33}^+ + f_{33}^{3+} ; \quad (11)$$

$$f_{+n! \ +n} = f_{11}^+ + f_{12} \quad f_{11}^{3+} \quad f_{12}^3 ; \quad (12)$$

$$f_{-n! \ -n} = f_{11}^+ \quad f_{12} \quad f_{11}^{3+} + f_{12}^3 ; \quad (13)$$

$$f_{0n! \ 0n} = f_{33}^+ \quad f_{33}^{3+} ; \quad (14)$$

$$\begin{aligned} f_{+n! \ 0p} &= \frac{1}{P_s} f_{13} + f_{13}^3 \\ &= f_{0p! \ +n} ; \quad (15) \end{aligned}$$

$$\begin{aligned} f_{-p! \ 0n} &= \frac{1}{P_s} f_{13} \quad f_{13}^3 \\ &= f_{0n! \ -p} ; \quad (16) \end{aligned}$$

where, for simplicity of notation, we do not display the angular indices. Here we made use of the fact that $T_{11}^{+=3+} = T_{22}^{+=3+}$, $T_{12}^{=3} = T_{21}^{=3}$, $T_{13} = T_{23} = T_{31} = T_{32}$, and $T_{13}^{3+} = T_{23}^{3+} = T_{31}^{3+} = T_{32}^{3+}$. In eqs. (15) and (16), we have also used time reversal invariance.

B. Isospin relations

Isospin violation is best characterized in terms of quantities which are exactly zero in the isospin limit of equal quark masses and vanishing electromagnetic coupling. We have eight reaction channels, see eqs. (9)-(16), which in the case of isospin symmetry are entirely described in terms of two amplitudes. One can thus write down six independent isospin relations (see also [19] for a general analysis)

$$\begin{aligned} R_1 &= 2 \frac{f_{+p! \ +p} + f_{-p! \ -p} - 2f_{0p! \ 0p}}{f_{+p! \ +p} + f_{-p! \ -p} + 2f_{0p! \ 0p}} \\ &= 2 \frac{f_{11}^+ \quad f_{12} + f_{11}^{3+} \quad f_{12}^3}{f_{11}^+ + f_{33}^+ + f_{11}^{3+} + f_{33}^{3+}} ; \quad (17) \end{aligned}$$

$$\begin{aligned} R_2 &= 2 \frac{f_{+p! \ +p} - f_{-p! \ -p} - \frac{P}{2} f_{-p! \ 0n}}{f_{+p! \ +p} - f_{-p! \ -p} + \frac{P}{2} f_{-p! \ 0n}} \\ &= 2 \frac{f_{12} \quad f_{13} + f_{12}^3 \quad f_{13}^3}{f_{12} + f_{13} + f_{12}^3 + f_{13}^3} ; \quad (18) \end{aligned}$$

$$R_3 = 2 \frac{f_{0p! \ +n} - f_{-p! \ 0n}}{f_{0p! \ +n} + f_{-p! \ 0n}} = 2 \frac{f_{13}^3}{f_{13}} ; \quad (19)$$

$$R_4 = 2 \frac{f_{+p! \ +p} - f_{-n! \ -n}}{f_{+p! \ +p} + f_{-n! \ -n}} = 2 \frac{f_{11}^{3+} \quad f_{12}^3}{f_{11}^+ \quad f_{12}} ; \quad (20)$$

$$R_5 = 2 \frac{f_{-p! \ -p} - f_{+n! \ +n}}{f_{-p! \ -p} + f_{+n! \ +n}} = 2 \frac{f_{11}^{3+} + f_{12}^3}{f_{11}^+ + f_{12}} ; \quad (21)$$

$$R_6 = 2 \frac{f_{0p! \ 0p} - f_{0n! \ 0n}}{f_{0p! \ 0p} + f_{0n! \ 0n}} = 2 \frac{f_{33}^{3+}}{f_{33}^+} ; \quad (22)$$

Note that this is just one of many possibilities to define these isospin ratios, but we find it particularly suitable. Again, we do not display angular variables. In the following, we will concentrate on the S (wave ($R_{i,0+}$) and two P (waves ($R_{i,1}$). The first two ratios, the so-called triangle relations, are based on the observation that in the isospin conserving case, the elastic scattering channels involving charged pions are trivially linked to the

corresponding neutral pion elastic scattering or the corresponding charge exchange amplitude. To be precise, these ratios are to be formed with the real parts of the corresponding amplitudes. The imaginary parts of some of the amplitudes will be discussed later. Of particular interest is the second ratio, which is often referred to as the triangle relation. Only in this case all three channels have been measured (for pion kinetic energies as low as 30 MeV in the center-of-mass system) and the 7% strong isospin violation reported in [6,7] refer to this ratio. We stress again that it is difficult to compare this number to the one we will obtain in our calculation since a very different method of separating the electromagnetic effects is used. The ratio R_6 parameterizes the large isospin violation effect for π^0 scattering on nucleons first found by Weinberg [2] and sharpened in [3], $R_6 \approx 25\%$ at threshold. Note that in R_1 , just as in R_6 , the isovector terms drop out completely and one thus expects also a large isospin violation in this ratio (since the isoscalar parts are strongly suppressed and are of the same size as the symmetry breaking terms). To our knowledge, this particular ratio has been called attention to for the first time in [1]. From an experimental point of view, it has the advantage of avoiding the almost unmeasurable π^0 amplitude appearing in R_6 . On the other hand, as pointed out in ref. [20], the elusive π^0 scattering length might be measurable in neutral pion photoproduction on protons below the π^+n threshold. This results from the fact that the imaginary part of the electric dipole amplitude E_{0+} is proportional to the respective N scattering length (nuclear state theorem); below the π^+n threshold, one is thus exclusively sensitive to the small π^0p phase shift. Since the two ratios R_1 and R_6 are entirely given in terms of isoscalar quantities, we expect large isospin symmetry breaking effects. But on the other hand, this also makes a precise determination of these ratios very difficult; indeed, the S -wave version of both these ratios is sensitive to the precise value of the combination of dimension-two LECs $2c_1 - c_2 - c_3$, but the strong contribution to the isoscalar scattering length is not even known in sign at present. The predictions for the other ratios are more stable since they involve the larger (and better determined) isovector quantities. In what follows, we will calculate the six ratios R_i to leading one-loop accuracy, i.e. to third order in small momenta. For that, we have to consider tree graphs, some with fixed coefficients and some with LECs, and the leading one-loop graphs involving lowest order couplings only.

III. CALCULATION OF THE PION NUCLEON AMPLITUDE

As already mentioned, we will work to third order in the framework of heavy baryon chiral perturbation theory. Since this method is well documented in the literature, see e.g. the comprehensive review [21], we only discuss those terms in the isospin violating effective Lagrangian which are relevant for our analysis. For the

particular case of isospin symmetric N scattering, a detailed exposition can be found in [10,11].

In the purely mesonic sector, we have to take into account the following structures:

$$L^{(2)} = \frac{F^2}{4} h_{uu} + i + C h_{Q_+}^2 - Q^2 i; \quad (23)$$

with

$$Q = \frac{e}{2} (1 + \tau_3) \quad (24)$$

the nucleon charge matrix and Q defined as follows:

$$Q = \frac{1}{2} (u^Y Q u - u Q u^Y); \quad (25)$$

F is the pion decay constant in the chiral limit and the chiral vielbein is given by $u = iu^Y @ U u^Y$. The scalar source includes the quark mass matrix, $\chi = 2B_0 M$, with B_0 being proportional to the vacuum expectation value of the scalar quark density. We work in the standard scenario of chiral symmetry breaking, $B_0 = F$. From one constructs the fields $\chi = u^Y u^Y - u^Y u$. Furthermore, $h::i$ denotes the trace in isospin space. For the pion masses to leading order this gives:

$$\begin{aligned} M_0^2 &= B_0 (m_u + m_d); \\ M_+^2 &= B_0 (m_u + m_d) + \frac{2}{F^2} e^2 C; \end{aligned} \quad (26)$$

The experimentally known pion mass difference thus directly fixes the value of the low energy constant C , $C = 5.9 \cdot 10^5 \text{ GeV}^4$. Note that the pion mass difference up to second chiral order is of electromagnetic origin only.

In the one-nucleon sector, we take into account all terms related to strong isospin breaking as well as those electromagnetic terms, which contribute to the nucleon masses. The relevant structures in the Lagrangian are [22]

$$\begin{aligned} L_N &= N i \not{v} D + i + c_5 e_+ \\ &+ F^2 [f_1 h_{Q_+}^2 - Q^2 i + f_2 h_{Q_+} i Q_+ + f_3 h_{Q_+} i^2 \\ &+ d_{17} h_{\frac{1}{2}} S_{\frac{1}{2}} u_+ i + i d_{18} [S_{\frac{1}{2}} D;] + i d_{19} [S_{\frac{1}{2}} D; h i] \\ &+ \dots : N : \end{aligned} \quad (27)$$

Here, D is the covariant derivative, $S_{\frac{1}{2}}$ the nucleon spin vector and the e denotes the traceless part of (for further definitions and the remaining isospin symmetric structures, see [10]). For the masses up to $O(q^2)$ this means

$$\begin{aligned} m_N &= m + 4M_0^2 c_1 - 2B_0 (m_u - m_d) c_5 \\ &+ e^2 F^2 [f_1 + \frac{f_2}{2} (1 + \tau_3) + f_3]; \end{aligned} \quad (28)$$

The constant shift $4M_0^2 c_1 - e^2 F^2 (f_1 + f_2/2 + f_3)$ is unobservable. The proton-to-neutron mass difference fixes the values of the LECs through

$$\begin{aligned}
(m_p - m_n)^{\text{str}} &= 4B_0 (m_u - m_d)c_5 \\
&= (2.05 - 0.30) \text{ M eV} ; \quad (29) \\
(m_p - m_n)^{\text{em}} &= e^2 F^2 f_2 = (0.76 - 0.30) \text{ M eV} ; \quad (30)
\end{aligned}$$

These values are taken from [23], where the electromagnetic mass shift was calculated with the help of the Cottingham formula. Eq. (30) directly fixes the value of the electromagnetic coupling f_2 , $f_2 = (0.45 - 0.19) \text{ G eV}^{-1}$. We then fix $B_0 (m_u - m_d)c_5$ in such a way that the neutron-proton mass difference coincides with the experimentally determined value. We want to stress that, contrary to the pion case, the nucleon mass difference is of electromagnetic and strong nature. Besides c_1 , also c_5 ; f_1 , and f_2 contribute to the πNN vertex which is given by

$$\begin{aligned}
&\frac{4}{F^2} c_1 M_0^2 \text{ }^{ab} \text{ }_{2 \text{ }^{ab} \text{ }^{a3} + i \text{ }^{bac} \text{ }_{c \text{ } (\text{ }^{a3} \text{ } \text{ }^{b3}) \text{ }^3} \frac{1}{F^2} \\
&+ i e^2 2f_1 \text{ }^{ab} (1 \text{ }^{a3}) + \frac{f_2}{4_1} (2 \text{ }^{ab} \text{ }^3 (1 \text{ }^{a3}) \\
&+ i \text{ }^{bac} \text{ }_{c \text{ }^3 (\text{ }^{b3} \text{ } \text{ }^{a3})) ; \quad (31)
\end{aligned}$$

Whereas c_5 and f_2 can be fixed through eqs. (29) and (30) respectively, the value of f_1 is unknown. In our analysis, it will be varied in some reasonable range. Let us estimate these bounds by observing that the f_1 contribution to the nucleon mass shift should be of the same order of magnitude as any photonic loop, thus

$$e^2 F^2 f_1 \sim \frac{e^2}{4} m_N ; \quad (32)$$

which leads to $f_1 \sim 1 \text{ G eV}^{-1}$ as a natural order. In the following, we will use the range $e^2 f_1 = 0.0 - 0.1 \text{ G eV}^{-1}$. We will also need the values of the counterterms related to isospin symmetric structures. The LECs c_i and d_i are taken from t1, 2, 3 of [10]. These are t's of the third order isospin symmetric amplitude to the low energy pion-nucleon phase shift analyses of refs. [24], [25], and [26], respectively.

In terms of the operators defined in eqs. (23) and (27), retaining only the terms leading to the strong and electromagnetic hadron masses is achieved by setting

$$c e^2 \notin 0 ; f_1 e^2 \notin 0 ; m_u - m_d \notin 0 ; \text{ but } e^2 = 0 ; \quad (33)$$

The isospin symmetric tree graphs calculated to first, second, and third order, as well as the loop diagrams can be found in [15]. The additional tree graphs with explicit isospin violating vertices (f_1 ; f_2 ; g_3 ; d_{17} ; d_{18} ; d_{19})

are shown in Fig. 1. Before giving results, some important remarks concerning the chiral power counting are in order. Although the so-called Weinberg-Tomozawa NN contact graph gives a first order contribution to g_{ba} , in the ratios R_i its effect is always proportional to q^2 , which is of second order, see eq. (6). Consequently, isospin violation only starts at second order in the chiral expansion. The chiral power counting is not as straightforward in the case of isospin violation as in the isospin symmetric case. The difference of the pion energies is of second order, and should thus be neglected whenever it only leads to contributions of $O(q^4)$. However, if this was done systematically, a diagram, which in fact vanishes at threshold, would now give a finite contribution. This can be easily seen in the following example: At threshold, either the incoming or the outgoing pion are at rest, and thus $q_1 = q_2 = 0$. In a strict chiral expansion, this should be replaced by $(2M_a^2 - M_b^2 - t) = 2M_a^2 - M_b^2$, which does not vanish for $M_a \neq M_b$. In order to avoid such spurious effects, we decided also to account for q^2 in some cases where it leads to a higher order effect, giving priority to the correct description of the amplitude at threshold. This is of course fully legitimate, since we only intend to give the amplitude correctly up to third order in the small expansion parameter q .

IV. RESULTS

In this section, we want to generalize the analysis of ref. [1] to the energy range above threshold. In addition, we give some additional threshold results not shown in that paper.

A. Momentum dependence

Above threshold, we need the spin non-isospin amplitudes g^{is} and the spin-isospin ones, h^{is} . The expressions for the amplitudes are given in [27]. We will focus on the results from t1 (based on the KA85 phase shifts). This analysis is different from the one in ref. [1] in one important point: In [1], different reactions were compared at their particular threshold energy; this means that the ratios were formed by combining amplitudes at different center-of-mass energies. This will not be the case anymore. We will always consider \bar{s} as a fixed quantity when forming ratios. This explains the difference between the numbers at low energy obtained here and the ones presented in [1].

In Fig. 2, we show the isospin breaking effects on the S waves for the different ratios R_1 to R_6 , as a function of the total center-of-mass energy \bar{s} . Note that in these calculations, the spinor normalization factors are also taken into account^y. As expected, the purely isoscalar

^yThis dimensional analysis differs from the one of [9], which considers $f_1 \sim 1 = (4) \text{ G eV}^{-1}$ as a natural order of magnitude.

^yThis is in contrast to what was done in [1], but the inclu-

ratios R_1 and R_6 show very large isospin breaking effects. Those ratios, on the other hand, which are given in terms of both isoscalar and isovector quantities show a rather small effect, in the order of 1-2%. Also, the energy dependence is as expected: the lower the energy, the more important the quark mass difference is compared to the kinetic energies of the particles, and the larger the isospin breaking effects should be. As well for R_1 as for R_6 , the effect drops by a factor of two over the first 50 MeV. The ratios R_2 - R_5 remain almost constant over the whole energy range displayed here. The previously discussed theoretical uncertainties due to the lack of knowledge of f_1 and f_2 lead to the bands displayed in fig. 2². It is important to note that the variation in f_1 only shows up in R_1 , R_4 , and R_5 . Whereas the range in f_1 dominates the uncertainty in R_1 , it leads to vanishingly small contributions to R_4 and R_5 . It is thus the uncertainty in f_2 which largely dominates the width of the bands in R_2 - R_6 . Since electromagnetic effects proportional to f_1 and f_2 do not contribute to neutral pion scattering, the band for R_6 is entirely due to the variation in $B_0(m_u - m_d)c_5$. We see that the prediction for R_1 is quite sensitive to the precise value of the parameter f_1 . But the conclusions remain unchanged: we expect huge isospin violation in the S-wave parts of the purely isoscalar ratios R_1 and R_6 .

The corresponding P_3 and P_1 wave projections of these relations are shown in figs. 3 and 4. The notation is standard: $l=1$ for both P-waves, for P_3 the total angular momentum is $3=2$ whereas P_1 is related to $j=1=2$. For P_3 , everything is as expected: isospin breaking is negligibly small, as well in the purely isoscalar channels as in the ones given by isoscalar and isovector quantities. It is interesting to note that in this projection, R_2 turns out to show the biggest effect, about 3% close to threshold. However, for the P_1 waves, the results are more surprising: indeed for R_2 and for R_3 , the effects from isospin violation become larger with increasing center-of-mass energy: 30 MeV above threshold, they are as big as 30% for R_2 and R_3 . But we run into the same problems as in the threshold analysis [1], namely that the denominators of some of the relations become very small in the P_1 projection. We find a really spectacular result indicating isospin violation as big as 30% in R_2 and R_3 , but it will be a hopeless case to measure such effects, since the associated isospin conserving part is vanishingly small as well. It is thus necessary to find a different representation, to project out different quantities than the usual partial waves. From (8) we obtain

$$P_3(s) = G(s) + H(s);$$

$$P_1(s) = G(s) - 2H(s); \quad (34)$$

with

$$G(s) = \frac{p \frac{p}{E_1 + m_1} p \frac{p}{E_2 + m_2}}{16 p \frac{p}{s}} Z_{+1} dz g_{ba} P_1(z);$$

$$H(s) = \frac{p \frac{p}{E_1 + m_1} p \frac{p}{E_2 + m_2}}{16 p \frac{p}{s}} Z_{+1} dz g_1 \mathcal{A}_{ba}$$

$$P_2(z) - zP_1(z) : \quad (35)$$

In figs. 5 and 6, we thus show isospin breaking in the ratios R_1 - R_6 formed with the quantities G and H , respectively. From these figures we can see that indeed there is no large isospin symmetry breaking in the P_3 waves. The problems for the representation in terms of P_1 and P_3 only resulted from very small denominators. Interestingly, the ratios R_1 and R_6 , which were found to give large results in the S-wave projection, are now found to be very small. Their G and H projection show an effect much smaller than 1%. It seems that for the P_1 wave projection, R_2 is the most promising ratio to study. Especially the H projection is very large and indicates isospin breaking of 6% at threshold. Note that neither the variation of f_1 nor the combined one of f_2 and c_5 affects the P_1 wave projections of our ratios.

In fig. 7, we show an analogue representation of isospin breaking effects to what was presented in [7]. The plot is based on the philosophy put forward in [28]. Provided that isospin is a good symmetry, the entire information concerning the elastic p and the charge exchange $p \rightarrow n$ reactions is contained in two energy-dependent complex functions per partial wave, f^+ and f^- . In such a case, the $p \rightarrow p$ reaction is described by $f^+ f^-$ (represented by the vertical band in fig. 7), the $p \rightarrow n$ reaction by $f^+ + f^-$ (horizontal band in fig. 7), and the charge exchange reaction is given by $\frac{1}{2}(f^+ - f^-)$ (shown by the diagonal band in fig. 7). At any energy, the principle of isospin symmetry necessitates a common overlap of the three bands. Here, we only show the corresponding bands at threshold. Note that most of the bands are degenerate to a line, since we have not taken into account any experimental errors, but only the spread due to the lack of knowledge of the value of f_1 . In this way of looking at the problem, we cannot quantify isospin violation precisely, since we do not have any experimental errors, which would allow us, as in the case of [7], to give the standard deviation of the difference between the charge exchange band and the intersection of the two elastic bands.

B. Threshold analysis

The threshold region was already discussed in ref. [1], in particular the large effect on the ratio R_1 was for the first time pointed out in that paper and the influence of the operator \mathcal{G} was analyzed. In that paper, predictions for pion scattering on protons were given. For

sion of these factors is necessary if one wants to define the partial waves in the standard way. We have checked that the conclusions concerning isospin violation do not depend on whether we include this factor or not.

²We stress again that a variation in f_2 stands for varying f_2 and $4B_0(m_u - m_d)c_5$ such that the neutron-proton mass difference remains constant.

completeness, in table I, we collect these predictions together with the ones for scattering of neutrons (for the central values of the LECs c_5 , f_1 , and f_2). The large difference among the three sets of predicted values comes from the various input data; in particular, the theoretically most interesting scattering lengths for neutral pion scattering off nucleons cannot be predicted very reliably. This theoretical uncertainty calls for a dedicated pion photoproduction experiment $\gamma p \rightarrow \pi^0 p$ below the secondary threshold which will allow to pin down the scattering length $a(\pi^0 p)$, as detailed in ref. [20]. For a more precise discussion on isospin violation effects in threshold S-waves, see [1].

	Fit 1	Fit 2	Fit 3
$a(\pi^+ p \rightarrow \pi^+ p)$	108.8	83.8	95.3
$a(\pi^- p \rightarrow \pi^- p)$	$70.5 + i3.7$	$71.3 + i3.7$	$76.9 + i3.7$
$a(\pi^0 p \rightarrow \pi^0 p)$	13.4	0.1	2.6
$a(\pi^+ n \rightarrow \pi^+ n)$	$69.7 + i3.7$	$70.5 + i3.7$	$76.2 + i3.7$
$a(\pi^- n \rightarrow \pi^- n)$	109.6	84.6	96.1
$a(\pi^0 n \rightarrow \pi^0 n)$	11.0	2.2	0.2
$a(\pi^+ p \rightarrow \pi^0 n)$	125.7	108.5	120.8
$a(\pi^0 p \rightarrow \pi^+ n)$	$124.9 - i0.6$	$107.8 - i0.6$	$119.9 - i0.6$

TABLE I. Values of the scattering lengths for pion scattering off nucleons in units of 10^{-3}M^{-1} for the various parameter sets as given by the fits 1, 2, 3 of ref. [10].

C. Comparison to other analyses

The question of isospin violation in pion-nucleon scattering has stimulated vast efforts on the experimental, but also on the phenomenological side.

Gibbs, Li *et al.*, and Kaufmann [6] restrict their analysis to the triangle relation (arguing that only in this channel, all reactions are experimentally accessible) and look for deviations from zero of $D = f_{\text{CEX}} - (f_{\pi^+ p} - f_{\pi^- p}) = 2$. They are only interested in isospin violation which lies beyond effects due to the hadronic mass differences and the Coulomb corrections. They thus describe different physics than we do, and our results should consequently not be directly compared to theirs. They find $D = (0.012 \pm 0.003) \text{fm}$, thus a four-percent effect. They cannot conclude where the breaking actually occurs; it could as well be in the charge exchange, in the elastic amplitudes, or in a combination of both.

Matsinos [7] analyzes the whole set of low-energy pion-nucleon scattering data with the help of an extended tree-level model [29]. The known electromagnetic corrections and hadronic mass effects are taken care of by the NORDITA method [30]. He finds consistency of the low-energy pion-nucleon database and comes to similar

conclusions than Gibbs *et al.*: the relative difference in the real parts of the two S-wave amplitudes (the one of the elastic channels and the one corresponding to charge exchange) amounts to $(6.4 \pm 1.4)\%$.

Both authors are only interested in isospin violation stemming from strong vertices, neither in electromagnetic corrections to the amplitudes, nor in mass difference effects. This approach is completely different from ours and the results should not be naively compared. Both analyses come to the same conclusions, although they are based on different models for describing the strong part of the N - N interaction and they use different algorithms for separating strong effects from electromagnetic and mass difference ones. But we stress again that in the framework we are using, a consistent separation of the electromagnetic and the strong effects is possible and to our knowledge this has not been achieved before. Only when a mapping of the method developed here on the commonly used procedures of separating electromagnetic and hadronic mass effects (such as the NORDITA method [30]) has been performed, a sensible comparison with the numbers quoted in the literature will be possible. In order to achieve this, further work in chiral perturbation theory calculations will have to be done.

In meson exchange models, isospin violation in pion-nucleon scattering is mainly accounted for by π -mixing. Pion-nucleon scattering then proceeds e.g. through an π -production process followed by an isospin symmetry breaking transition $\pi^0 \rightarrow \pi^\pm$. This process can only occur if at least one of the pions is neutral. In an SU(2) approach to chiral perturbation theory, π -mixing is hidden in some counterterms. If one performs an SU(3) calculation, one can explicitly take into account such effects, and one can convince oneself that they are indeed proportional to $m_u - m_d$ [23,31]. Another process which could explain isospin violation is η -mixing [32]. Although this effect can account for the same magnitude of isospin breaking as observed in [6] and [7], it gives the wrong sign. Both diagrams can be seen in Fig. 8.

V. SUMMARY

We have presented an analysis of isospin breaking effects in pion-nucleon scattering due to the light quark mass difference and the dominant virtual-photon effects.

- (i) We have taken into account all operators related to strong isospin breaking and the electromagnetic ones that lead to the pion and nucleon mass differences. Stated differently, the finite parts of some of the virtual-photon operators contributing at this order have been set to zero. This allows in particular to isolate the contribution of the strong isospin breaking dimension-two isovector operator first considered by Weinberg. We have considered a set of six ratios R_i , which vanish in the limit of isospin conservation. From these, four involve

isovector and isoscalar amplitudes ($R_{2;3;4;5}$) while the two others are of purely isoscalar type ($R_{1;6}$).

(ii) We have extended the analysis of ref. [1] to higher center-of-mass energies. In the S-wave, isospin violating effects tend to disappear rather quickly in energy. But in the P_1 -wave, due to a very small isospin symmetric part, relative isospin violation becomes very large in some ratios. In order to give a more reliable description of the phenomenon, we presented isospin breaking in two other quantities, which are more directly related to the spin- $\frac{1}{2}$ and spin- $\frac{3}{2}$ amplitudes. We conclude that isospin violation effects are small in these new projections.

(iii) We have tabulated the theoretical predictions for S-wave scattering lengths in the eight physical channels and stressed the importance of measuring the elusive 0p channel via precise photoproduction experiments (which should be feasible at MAMI or the TUNL/FELI).

We want to note again that within the framework presented here, a unique and unambiguous separation of all different isospin violating effects is possible. To access the size of isospin violation encoded in the presently available pion-nucleon scattering data, the extension of this scheme to include hard and soft photons is mandatory. Once this is done, it will be possible to analyze the cross section data directly without recourse to any model for separating electromagnetic or hadronic mass effects, thus avoiding any mismatch by combining different approaches or models.

ACKNOWLEDGMENTS

We would like to thank Aron Bernstein for very stimulating discussions.

-
- [1] N. Fettes, Ulf-G. Meißner, and S. Steininger, Phys. Lett. B 451 (1999) 233.
 [2] S. Weinberg, Trans. New York Acad. Sci. 38 (1977) 185.
 [3] Ulf-G. Meißner and S. Steininger, Phys. Lett. B 419 (1998) 403.
 [4] S. Weinberg, in Chiral Dynamics: Theory and Experiment, A. M. Bernstein and B. R. Holstein (eds.), Springer Verlag, Berlin (1995).
 [5] U. van Kolck, Ph.D. thesis, University of Texas at Austin (1993) (unpublished).
 [6] W. R. Gibbs, Li Ai, and W. B. Kaufmann, Phys. Rev. Lett. 74 (1995) 3740.
 [7] E. M. Atsinos, Phys. Rev. C 56 (1997) 3014.
 [8] Ulf-G. Meißner, G. Müller, and S. Steininger, Phys. Lett. B 406 (1997) 154; (E) Phys. Lett. B 407 (1997) 454.
 [9] G. Müller and Ulf-G. Meißner, Nucl. Phys. B 556 (1999) 265.
 [10] N. Fettes, Ulf-G. Meißner, and S. Steininger, Nucl. Phys. A 640 (1998) 199.
 [11] N. Fettes and Ulf-G. Meißner, Nucl. Phys. A 676 (2000) 311.
 [12] V. Bernard, N. Kaiser, and Ulf-G. Meißner, Phys. Lett. B 309 (1993) 421.
 [13] V. Bernard, N. Kaiser, and Ulf-G. Meißner, Phys. Rev. C 52 (1995) 2185.
 [14] V. Bernard, N. Kaiser, and Ulf-G. Meißner, Nucl. Phys. A 619 (1997) 261.
 [15] M. Mojzis, Eur. Phys. J. C 2 (1998) 181.
 [16] P. Buttiker and Ulf-G. Meißner, Nucl. Phys. A 668 (2000) 97.
 [17] V. Bernard, N. Kaiser, and Ulf-G. Meißner, Z. Phys. C 70 (1996) 483.
 [18] S. Steininger, Ulf-G. Meißner, and N. Fettes, JHEP 9809 (1998) 008.
 [19] W. B. Kaufmann and W. R. Gibbs, Ann. Phys. (NY) 214 (1992) 84.
 [20] A. M. Bernstein, Phys. Lett. B 442 (1998) 20.
 [21] V. Bernard, N. Kaiser, and Ulf-G. Meißner, Int. J. Mod. Phys. E 4 (1995) 193.
 [22] S. Steininger, Ph.D. thesis, University of Bonn (1999) (unpublished).
 [23] J. Gasser and H. Leutwyler, Phys. Rep. 87 (1982) 77.
 [24] R. Koch, Nucl. Phys. A 448 (1986) 707; Z. Phys. C 15 (1982) 161.
 [25] E. M. Atsinos, hep-ph/9807395; E. M. Atsinos, private communication.
 [26] SAID on-line program, R. A. Arndt, R. L. Workman et al., see website <http://said.phys.vt.edu>.
 [27] N. Fettes, Ph.D. thesis, University of Bonn (2000) (unpublished).
 [28] A. Badertscher et al., Zurich preprint ETHZ-IPP 94-10 (1994); H.-J. Leisi et al., in Chiral Dynamics: Theory and Experiment, A. M. Bernstein and B. R. Holstein (eds.), Springer Verlag, Berlin (1995).
 [29] P. F. A. Gondim, H.-J. Leisi, E. M. Atsinos, B. L. B. Irbair, and A. B. G. Rídnov, Nucl. Phys. A 575 (1994) 673.
 [30] J. Hamilton, B. Tromberg, and I. Verbr, Nucl. Phys. B 60 (1973) 443; B. Tromberg and J. Hamilton, Nucl. Phys. B 76 (1974) 483; B. Tromberg, S. Waldenström, and I. Verbr, Phys. Rev. D 15 (1977) 725.
 [31] B. L. Ioé and M. A. Shifman, Phys. Lett. B 95 (1980) 99.
 [32] B. L. B. Irbair and A. B. G. Rídnov, Phys. Lett. B 335 (1994) 6.

FIGURES

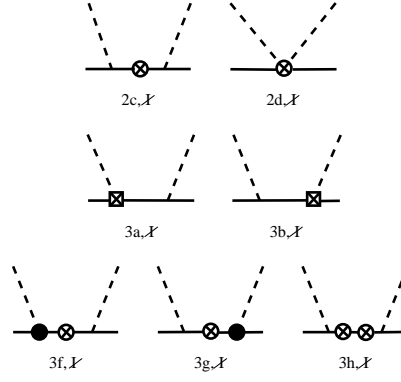


FIG .1. Tree graphs contributing to isospin violation in N scattering. The circle{cross (box{cross) refers to a dimension{two ((three) isospin violating vertex. The full circle stands for an isospin symmetric vertex of second order.

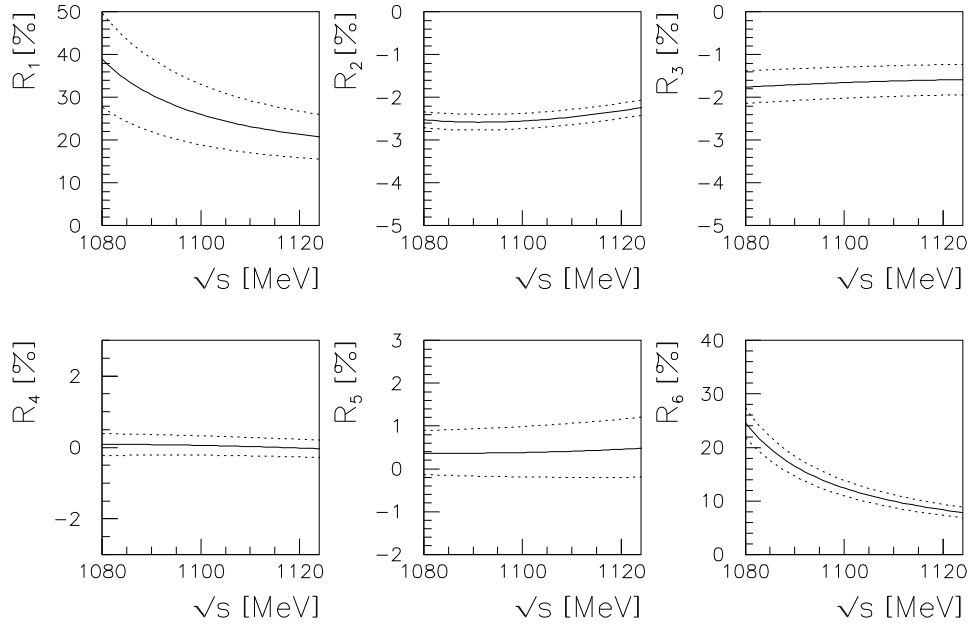


FIG .2. Isospin violation in the S{wave projection of the ratios $R_1 \{ R_6$. The dashed lines indicate the range for isospin violation if the parameters f_1 and f_2 are varied as discussed in the text.

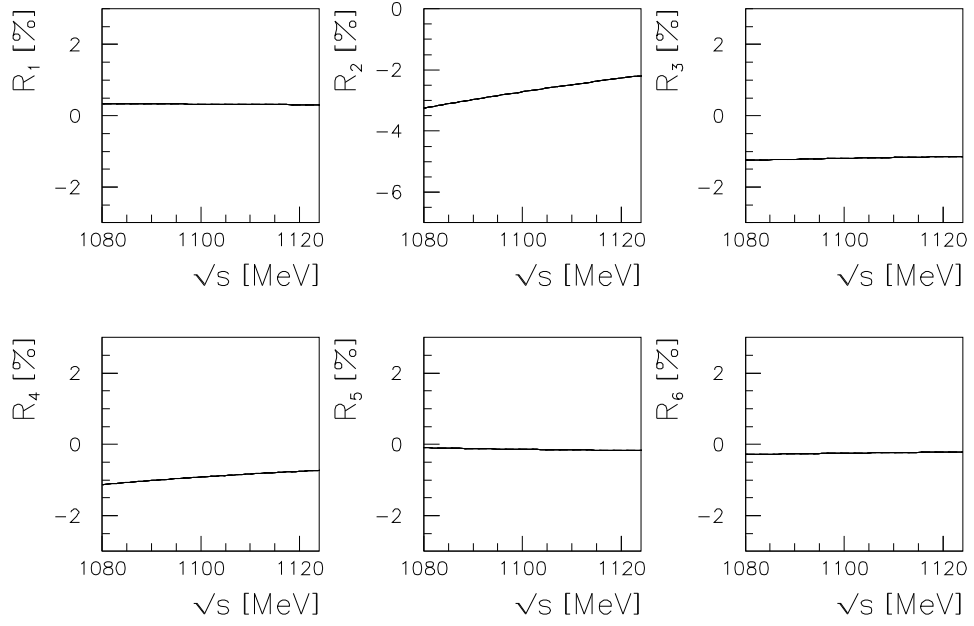


FIG . 3. Isospin violation in the P_3 wave projection of the ratios R_1 { R_6 .

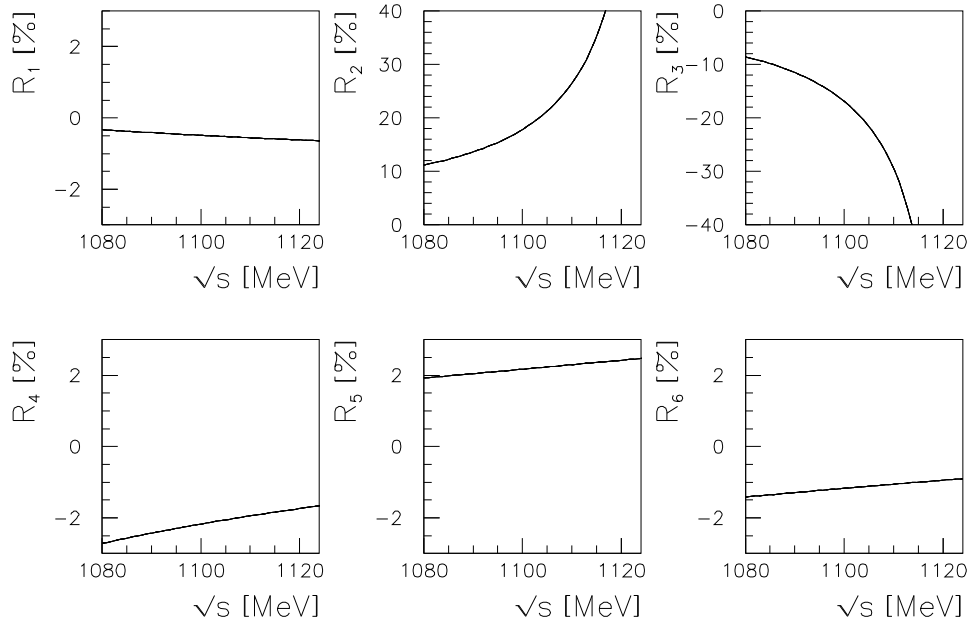


FIG . 4. Isospin violation in the P_1 wave projection of the ratios R_1 { R_6 .

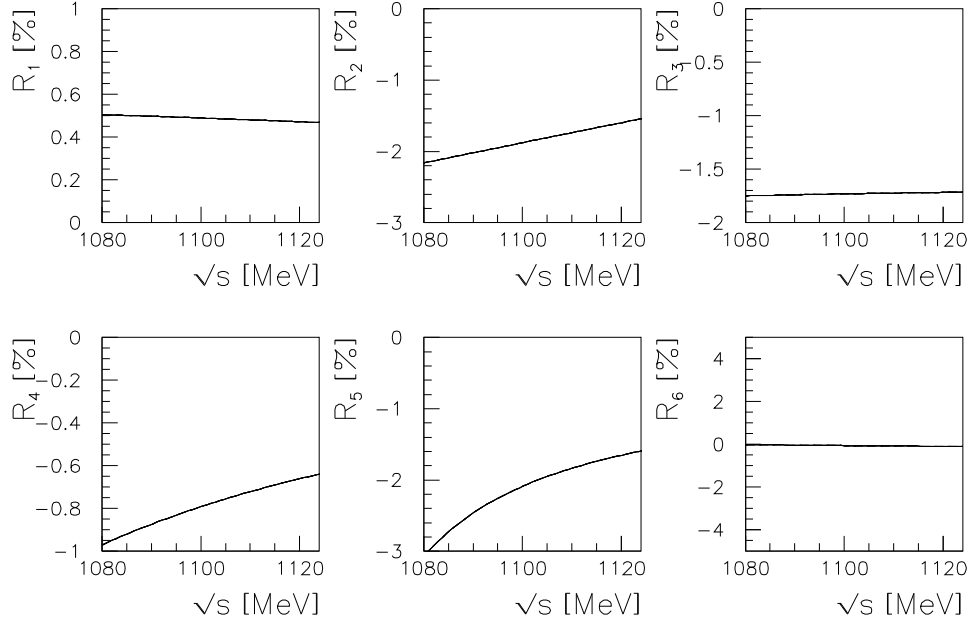


FIG . 5. Isospin violation in the G projection of the ratios $R_1 \{ R_6$.

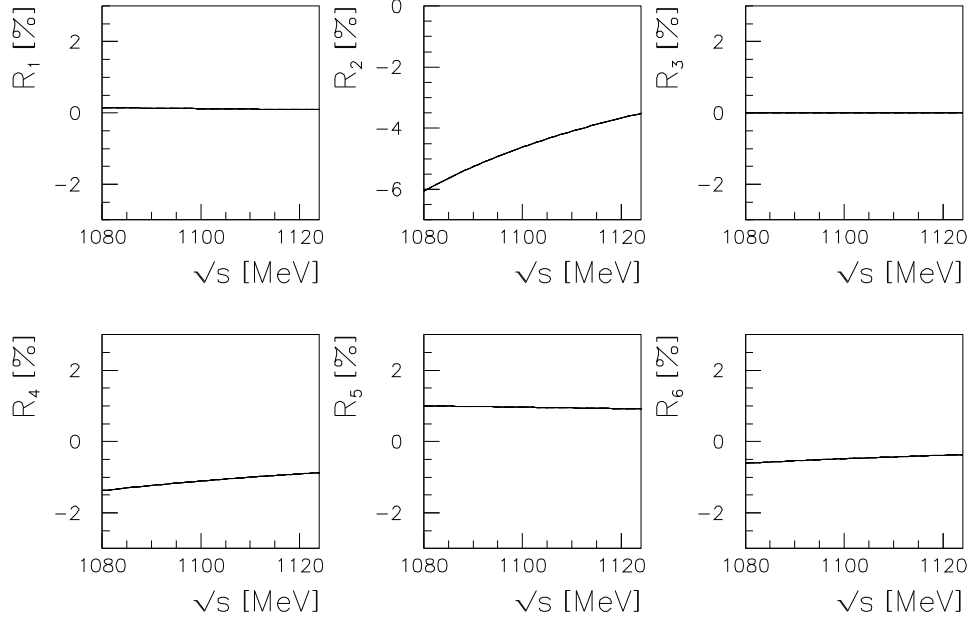


FIG . 6. Isospin violation in the H projection of the ratios $R_1 \{ R_6$.

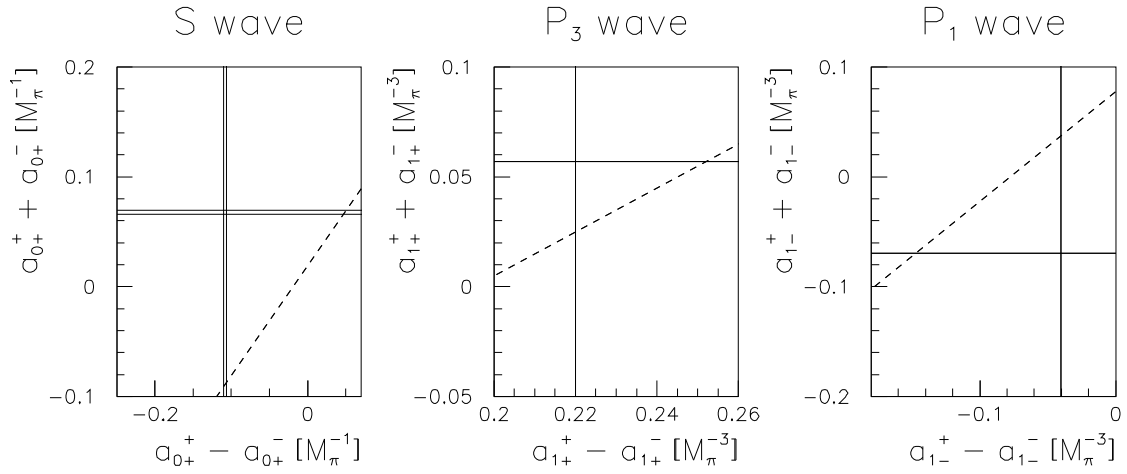


FIG .7. Real parts of the scattering lengths and volumes. The ⁺p elastic process is represented by the vertical bands, the ⁻p elastic process by the horizontal bands, and the charge exchange reaction ⁺p ! ⁰n by the diagonal bands.

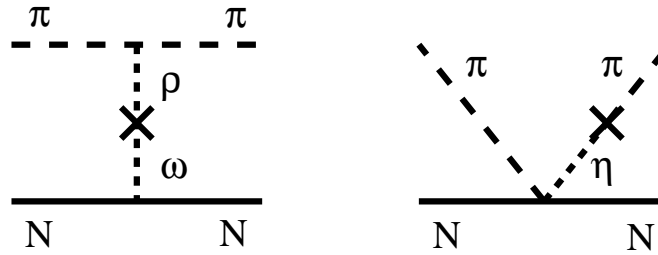


FIG .8. Feynman diagrams commonly used in meson exchange models to explain isospin violation in pion-nucleon scattering.