

WORLD SHEET FORMULATION FOR LATTICE STAGGERED
FERMIONS

J.M. Aroca

Departament de Matemàtiques, Universitat Politècnica de Catalunya,
Jordi Girona 1-3, Mod C-3 Campus Nord,
08034 Barcelona, Spain.

Hugo Fort and Rodolfo Gambini

Instituto de Física, Facultad de Ciencias,
Tristan Narva 1674, 11200 Montevideo, Uruguay

The worldsheet formulation is introduced for lattice gauge theories with dynamical fermions. The partition function of lattice compact QED with staggered fermions is expressed as a sum over surfaces with border on selfavoiding fermionic paths. The surfaces correspond to the world sheets of loop-like pure electric flux excitations and meson-like configurations (open electric flux tubes carrying matter fields at their ends). The proposed formulation does not have the problem of the additional doubling of the fermion species due to the discretization of time. The gauge non-redundancy and the geometric transparency are two appealing features of this description. From the computational point of view, the partition function involves fewer degrees of freedom than the Kogut-Susskind formulation and offers an alternative and more economic framework to perform numerical computations with dynamical fermions.

I. INTRODUCTION

The problem of handling dynamical fermions is still a major challenge that faces lattice gauge theory at present. Monte Carlo techniques have provided many important results clarifying several points about the dynamic, and recent computations are achieving 10 % or better accuracy in the spectrum both for heavy quark and light quark system [1]. However, statistical algorithms are very expensive in computer time, and the increased computing power of the coming generation of machines without further theoretical insight will probably be insufficient in order to definitely improve results. Basically, the difficulty posed by the fermions stems from the fact that they are represented not by ordinary numbers but by anti-commuting Grassmann numbers which cannot be directly simulated numerically. Since the fermion field appears quadratically in the action, the usual procedure is to integrate it out producing the Mottew-Salam determinant. So, the problem of including dynamical fermions is reduced to one of evaluating the determinant of a large matrix. This is a costly task.

An alternative to tackle this problem is to resort to the analytical methods. These could be divided into two categories: strong-coupling expansion and Hamiltonian variational-like methods. The principal limitation of the former is the difficulty to reach the weak-coupling region. An exponent of the second group is the loop approach [2], [3]. The basis of the loop method can be traced to the idea of describing gauge theories explicitly in terms of Wilson loops or holonomies [4]-[5] since Yang [6] noticed their important role for a complete description of gauge theories. The loop Hamiltonian was given in terms of two fundamental operators: the Wilson Loop operator (the trace of the holonomy) and the electric field operator (its temporal loop derivative). The loops replace the information furnished by the vector potential (the connection). A description in terms of loops or strings, besides the general advantage of only involving the gauge invariant physical excitations, is appealing because all the gauge invariant operators have a simple geometrical meaning when realized in the loop space. Last but not least, the interest on loops relies on the fact that it was realized that this formalism goes beyond a simple gauge invariant description and in fact it provides a natural geometrical framework to treat gauge theories and quantum gravity. The introduction by Ashtekar [7] of a new set of variables that cast general relativity in the same language as gauge theories allowed to apply loop techniques as a natural non-perturbative description of Einstein's theory.

In 1991 the loop representation was extended in such a way to include dynamical staggered [8] fermions: the so-called P-representation [9]. Roughly the idea is to add to the closed pure gauge excitations, open ones corresponding to "electromesons". Afterwards the P-representation was used to perform analytical Hamiltonian calculations, by means of a cluster approximation, providing qualitatively good results for the $(2+1)$ [10] and the $(3+1)$ [11] cases when compared with the standard Lagrangian numerical simulations in terms of the fields. The Hamiltonian method has the serious drawback of the explosive proliferation of clusters with the order of the approximation.

Thus, our goal was to explore another approach: to build a classical action in terms of strings and knit together the transparency and non-redundance of the string P-formulation and the power of the Lagrangian simulations. The first step of this program was the introduction of new lattice action for pure QED in terms of closed strings of electric flux (loops) [12]. In the pure case the action is written as a sum of integer variables attached to the closed world sheets of the loop excitations. The second step was to include matter fields into the string description, with this aim we considered the simplest gauge theory: the compact scalar electrodynamics (SQED) [13]. In the case of SQED the action is expressed in terms of open and closed surfaces which correspond to world sheets of loop-like pure electric flux excitations and open electric flux tubes carrying matter

elds at their ends. The previous two worksheets actions were simulated using the Metropolis algorithm being the results quite encouraging [12], [13].

Here we show how to introduce dynamical fermions in a worksheet or Lagrangian description. This paper is organized as follows. Section II is a 'bird-eye-view' review of the P-representation on a hypercubic lattice. We show the realization of the lattice QED Hamiltonian in the Hilbert space of paths \mathcal{P} . In section III we present the Lagrangian counterpart of the previous P-representation and we write the partition function in terms of worksheets of the string-like excitations. In section IV, by using the transfer matrix procedure, we check that we get the Hamiltonian of section II from the path integral of section III. Notice that this enabled us to get the Kogut-Susskind formulation via the transfer matrix, this is an interesting problem which was not properly solved. Finally, section V is devoted to conclusions and some remarks.

II. THE P-REPRESENTATION ON THE LATTICE

The P-representation offers a gauge invariant description of physical states in terms of kets $|jP\rangle$, where P labels a set of connected paths P_x^y with ends x and y ¹. In order to make the connection on the lattice between the P-representation and the ordinary representation, in terms of the fermion elds and the gauge elds $U(x) = \exp[ieaA(x)]$, we need a gauge invariant object constructed from them. The most natural candidate in the continuum is

$$(P_x^y) = \int \mathcal{D}\psi \mathcal{D}\bar{\psi} \exp[i\int_x^y \bar{\psi} U(x) \psi] \quad (1)$$

where $U(P_x^y) = \exp[iea \int_P A dx]$.

The immediate problem we face is that (P_x^y) is not purely an object belonging to the "configuration" basis because it includes the canonical conjugate momentum of ψ , $\bar{\psi}$. The lattice offers a solution to this problem consisting in the decomposition of the fermionic degrees of freedom. Let us consider the Hilbert space of kets $|j \frac{y}{u}; d; A\rangle$, where u corresponds to the up part of the Dirac spinor and d to the down part. Those kets are well defined in terms of "configuration" variables (the canonical conjugate momenta of ψ_d and $\bar{\psi}_u$ are $\frac{y}{d}$ and $\frac{y}{u}$ respectively). Then, the internal product of one of such kets with one of the path dependent representation (characterized by a lattice path P_x^y with ends x and y) is given by

$$\begin{aligned} (P_x^y) &< P_{x,i}^{y,j} | j \frac{y}{u}; d; A \rangle \\ &= \int \mathcal{D}\psi \mathcal{D}\bar{\psi} U(P_x^y) \psi_{d,j} \bar{\psi}_{u,i} \end{aligned} \quad (2)$$

where i and j denote a component of the spinor u and d respectively. Thus, it seems that the choice of staggered fermions is the natural one in order to build the lattice P-representation. Therefore, the lattice paths P_x^y start in sites x of a given parity and end in sites y with opposite parity. The

¹For a more detailed exposition of the P-representation and the realization of the different operators see the ref. [9].

one spinor component at each site can be described in terms of the (\mathbf{x}) single Grassmann fields [8]. The path creation operator \hat{Q} in the space of kets $|P\rangle$ of a path with ends x and y is defined as

$$\hat{Q} = \hat{\psi}^y(\mathbf{x}) \hat{U}(\mathbf{Q}_x^y) \hat{\psi}(\mathbf{y}) \quad (3)$$

Its adjoint operator \hat{Q}^\dagger acts in two possible ways [9]: annihilating the path \mathbf{Q}_x^y or joining two existing paths in $|P\rangle$ one ending at x and the other starting at y .

Let us show the realization of the QED Hamiltonian in the Hilbert space of kets $|P\rangle$. This Hamiltonian is given by

$$\begin{aligned} \hat{H} &= (g^2=2)\hat{W} \\ \hat{W} &= \hat{W}_E + \hat{W}_I + 2\hat{W}_M \\ &= 1-g^2 \\ \hat{W}_E &= \sum_{\mathbf{x}} \hat{E}^2, \\ \hat{W}_I &= \sum_{\mathbf{x}} (\hat{\psi}^\dagger + \hat{\psi}) \\ (\hat{\psi}^\dagger &= \sum_n \hat{\psi}^\dagger(\mathbf{x}) \hat{U}_n^\dagger(\mathbf{x}) \hat{\psi}(\mathbf{x} + \mathbf{n})) \\ e_i(\mathbf{x}) &= (-1)^{x_1 + \dots + x_{i-1}}; \\ e_i(\mathbf{x} + a\mathbf{e}_i) &= e_i(\mathbf{x}); \\ \hat{W}_M &= \sum_p (\hat{U}_p + \hat{U}_p^\dagger); \end{aligned} \quad (4)$$

where \mathbf{x} labels sites, $\hat{\psi}(\mathbf{x};\mathbf{n})$ the spatial links pointing along the spatial unit vector \mathbf{n} , $p(\mathbf{x};\mathbf{n};\mathbf{n}^0)$ the spatial plaquettes; \hat{E} is the electric field operator, which is diagonal in the P -representation

$$\hat{E}|\mathbf{P}\rangle = N(\mathbf{P})|\mathbf{P}\rangle; \quad (5)$$

where the eigenvalues $N(\mathbf{P})$ are the number of times that the link \mathbf{l} appears in the set of paths P ; $\hat{U}_p = \prod_{\mathbf{l} \in p} \hat{U}_{\mathbf{l}}$. The $\hat{\psi}$ are "displacement" operators corresponding to the quantity defined in (2) for the case of a one-link path i.e. $P = \mathbf{l}$. The realization of the different Hamiltonian terms in this representation is as follows [9]:

First, by (5) the action of the electric Hamiltonian is given by

$$\hat{W}_E |\mathbf{P}\rangle = \sum_{\mathbf{l}} N^2(\mathbf{l}) |\mathbf{P}\rangle; \quad (6)$$

The interaction term \hat{W}_I can be written as

$$\hat{W}_I = \sum_{\mathbf{x}_e, \mathbf{m}} \hat{\psi}^\dagger(\mathbf{x}_e) + \sum_{\mathbf{x}_o, \mathbf{m}} \hat{\psi}(\mathbf{x}_o);$$

where the subscripts e and o denote the parity of the lattice sites. This term is realized in $\hat{W}_I |P\rangle$ as

$$\hat{W}_I |P\rangle = \sum_{x_e \in \mathbb{Z}^d} (P; \vec{l}_{x_e}) |P - \vec{l}_{x_e}\rangle + \sum_{x_o \in \mathbb{Z}^d} (P; \vec{l}_{x_o}) |P + \vec{l}_{x_o}\rangle \quad (7)$$

where \vec{l}_x is the link starting in x and ending in $x + \vec{n}_a$. For links of even origin, $(P; \vec{l})$ is zero whenever an end of \vec{l} coincides with an end of P , it is -1 when \vec{l} "deletes" the link $\vec{l} \in P$, dividing one connected component into two, and it is $+1$ in any other case. For links of odd origin, $(P; \vec{l})$ is zero unless both ends of \vec{l} coincide with two ends in P . In that case, it is -1 when \vec{l} joins two disconnected pieces and it is $+1$ when it closes a connected piece or when it annihilates a link. The different actions of operators \hat{W}_I over path-states $|P\rangle$ are schematically summarized in FIG. 1.

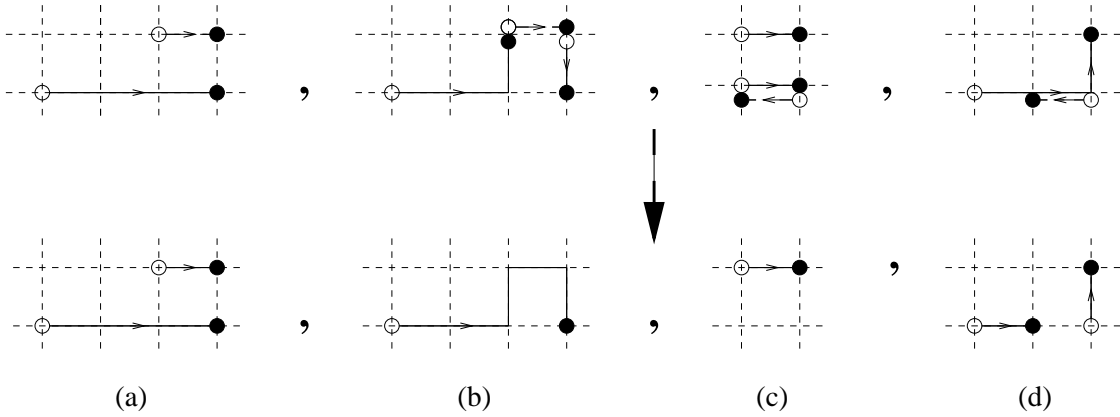


FIG. 1. A summary of the different actions of operators \hat{W}_I applied over path-states $|P\rangle$. The link \vec{l} is represented by a dashed bond in the pictures on the top and the resulting paths $|P'\rangle$ are plotted below.

Finally \hat{W}_M is the sum of the operators $\hat{U}^x(p)$ and $\hat{U}^y(p)$ which add plaquettes, and can be written as²

$$\hat{W}_M = \sum_p (\hat{U}_p^x + \hat{U}_p^y);$$

where

$$\hat{U}_p^x = \sum_{\vec{l} \in \mathbb{Z}^d} \vec{l} \cdot \vec{e}_x = 1;$$

²In such a way that a generic path P is generated out from the 0-path state (strong coupling vacuum) by the application of the operator string $\hat{U}^y(x) \hat{U}^x(y) \dots \hat{U}^x(x) \hat{U}^y(y)$.

and then

$$\hat{W}_M(jP) = \sum_p^X (jP_p) + (jP_{\bar{p}}) \quad (8)$$

where p and \bar{p} respectively denote the clockwise and the counter-clockwise plaquette contour.

III. THE WORLD SHEET OR P-ACTION

In order to cast the preceding path description in the Lagrangian formalism let us begin by considering the path integral for lattice QED with staggered fermions. We will show that this leads to a surface action which is not possible to connect directly with the Hamiltonian (4) via the transfer matrix in the Hilbert space $\mathcal{F} > g$. However, this action will serve as a guide in order to build the genuine P-action S_P .

For simplicity we choose the Villain form of the action, which is given by

$$\begin{aligned} Z &= \sum_{\{d\}} \sum_{\{U\}} \sum_{\{C\}} \exp \left\{ -\frac{1}{2} \sum_p [p + 2n_p]^2 + \frac{1}{2} \sum_p a^{(D-1)} \cdot \left(\sum_r U_r + r + a + H(C) \right) g \right\} \\ &= \sum_{\{d\}} \sum_{\{U\}} \sum_{\{n\}} \exp \left\{ -\frac{1}{2} \sum_p [p + 2n_p]^2 + \frac{1}{2} \sum_p a^{(D-1)} \cdot \left(\sum_r U_r + r + a + H(C) \right) g \right\} \end{aligned} \quad (9)$$

where we used in the second line the notations of the calculus of differential forms on the lattice of [14]. In the above expression: D is the lattice dimension, $a = \frac{1}{e^2}$, is a real compact 1-form defined in each link of the lattice, $U_r = e^{i\theta_r}$ and θ_r and θ_r are Grassmannian variables defined on the sites of the lattice, r is the co-boundary operator (which maps k -forms into $(k+1)$ -forms), n are integer 2-forms defined at the lattice plaquettes and $kgk^2 = \langle g; g \rangle = \sum_{c_k} g^2(c_k)$, where g is any k -form and c_k are the k -cells (c_0 sites, c_1 links, ...). The measure in (9) is

$$\{d\} = \prod_r d\theta_r; \quad \{U\} = \prod_r \frac{d\theta_r}{2\pi} \quad (10)$$

Let us forget for the moment the global factor $a^{(D-1)}$. The equation (9) can be written as

$$Z = \sum_{\{d\}} \exp \left\{ -S_{\text{gauge}} \right\} g Z_F(\theta); \quad (11)$$

where

$$Z_F = \sum_{\{d\}} \exp \left\{ \frac{1}{2} \sum_p [p + 2n_p]^2 \right\} \cdot \left(\sum_r U_r + r + a + H(C) \right) g; \quad (12)$$

where S_{gauge} stands for the pure gauge part and Z_F denotes the fermionic partition function. Now if we expand the exponential in Z_F we get

$$\begin{aligned}
Z_F &= \prod_r \left[\prod_{\vec{d}} d_{\vec{d}} \right] \exp \left[\frac{1}{2} \sum_{\vec{r}} U_{\vec{r}} \sum_{\vec{r}+\vec{a}} g_{\vec{r}} \right] \exp \left[\frac{1}{2} \sum_{\vec{r}+\vec{a}} U_{\vec{r}} \sum_{\vec{r}} g_{\vec{r}} \right] \\
&= \prod_r \left[\prod_{\vec{d}} d_{\vec{d}} \right] \left(1 + \frac{1}{2} \sum_{\vec{r}} U_{\vec{r}} \sum_{\vec{r}+\vec{a}} g_{\vec{r}} \right) \left(1 + \frac{1}{2} \sum_{\vec{r}+\vec{a}} U_{\vec{r}} \sum_{\vec{r}} g_{\vec{r}} \right);
\end{aligned} \tag{13}$$

i.e. in the above product we have to consider each link and its opposite.

Let us recall the rules of Grassmann variables calculus:

$$f_{\vec{r}}; g_{\vec{s}} = f_{\vec{r}} g_{\vec{s}} = f_{\vec{r}} g_{\vec{s}} = f_{\vec{r}} g_{\vec{s}} = 0; \tag{14}$$

$$d_{\vec{r}} = d_{\vec{r}} = 0; \tag{15}$$

$$\prod_r d_{\vec{r}} = \prod_r d_{\vec{r}} = 1; \tag{16}$$

Therefore, when we expand the products in (13) and the Grassmann variables are integrated out, the only non-vanishing contributions arise from those terms with $g_{\vec{r}}$ and $g_{\vec{r}}$ appearing one and only one time for every site \vec{r} . In other words, the integration of the Grassmann variables produce products of $U_{\vec{r}}$'s along closed paths i.e. Wilson loops. We denote by F a generic configuration of multicomponent paths. F is specified by a set of oriented links verifying the rule that they enter and leave one and only one time each lattice site \vec{r} . This self-avoiding character is the geometric expression of the Pauli exclusion principle.

We distinguish two parts in F : the set of connected closed paths where a link is never run in more than once, F^c and the set of isolated links traversed in both opposite directions or "null" links F^* . Then $F = F^c \cup F^*$. The number of connected closed components of each kind is called N_{F^c} and N_{F^*} . In FIG. 2 we show a two-dimensional sketch on a $2 \times 2 \times 3$ lattice of a possible configuration F consisting in one fermionic loop and two "null" links.

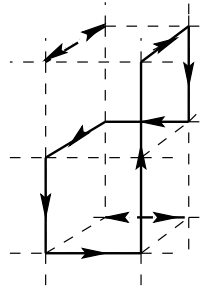


FIG. 2. A possible configuration of self-avoiding paths in a $2 \times 2 \times 3$ lattice. Fermionic loops are represented by bold lines and "null" links by dashed bold lines.

The Grassmann integration over each element of F^c or F^* gives a 1. Thus, after integrating the fermion fields, the fermionic path integral becomes

$$Z_F = \sum_F \prod_{\vec{r}} (1)_{F^c} \prod_{\vec{r}} (1)_{F^*} \prod_{\vec{r}} U_{\vec{r}}; \tag{17}$$

where V is the total number of lattice sites and we used that the terms $s_\ell U_\ell$ for ℓ in the part F^c of F cancel out. It is easy to check that the number N_{F^c} of "null" links in a given F is connected with the number N_{F^c} of fermionic loops as follows³

$$N_{F^c} = \frac{V - L_{F^c}}{2}; \quad (18)$$

where L_{F^c} is the number of links in F^c (the length). Thus, up to a global sign, we have

$$(-1)^{N_{F^c}} = (-1)^{\frac{L_{F^c}}{2}}; \quad (19)$$

One can define the ϵ_{F^c} for a fermionic loop F^c :

$$\epsilon_{F^c} = \frac{(-1)^{N_{F^c}}}{2^{L_{F^c}}} = \frac{(-1)^{\frac{L_{F^c}}{2}}}{2^{L_{F^c}}} = (-1)^{A_{F^c}}; \quad (20)$$

where A_{F^c} is the number of plaquettes which make up any surface S_{F^c} enclosed by F^c (different choices of S_{F^c} differ by an even number of plaquettes so the sign is well defined and one can choose the A_{F^c} as the minimal area bounded by F^c). Neglecting a global sign we get

$$Z_F = \sum_{F^c} \frac{(-1)^{N_{F^c}}}{2^{L_{F^c}}} \epsilon_{F^c}; \quad (21)$$

where

$$\epsilon_F = (-1)^{N_{F^c} - \frac{L_{F^c}}{2} + A_{F^c}}; \quad (22)$$

Let us analyze a little closer the sign ϵ_F . For $D = 2$ we show in the APPENDIX I that all the non-vanishing contributions have $\epsilon_F = +1$. In more than two space-time dimensions there are non-null contributions F to Z_F with both signs. The reason is that connected fermionic loops enclosing odd numbers of vertices do not necessarily imply any more a null contribution. Different examples of a simple fermionic loop contributing with ϵ_F For instance, in case (a) the enclosed area A_{F^c} is 4, the length L_{F^c} is 8. Therefore, the fermionic loop (a) has $N_{F^c} - \frac{L_{F^c}}{2} + A_{F^c} = 1 - 4 + 4 = 1$, and then $\epsilon_F = -1$.

³This is true for a lattice with an even number of sites (a lattice with an odd number of sites can not be "filled" with F paths).

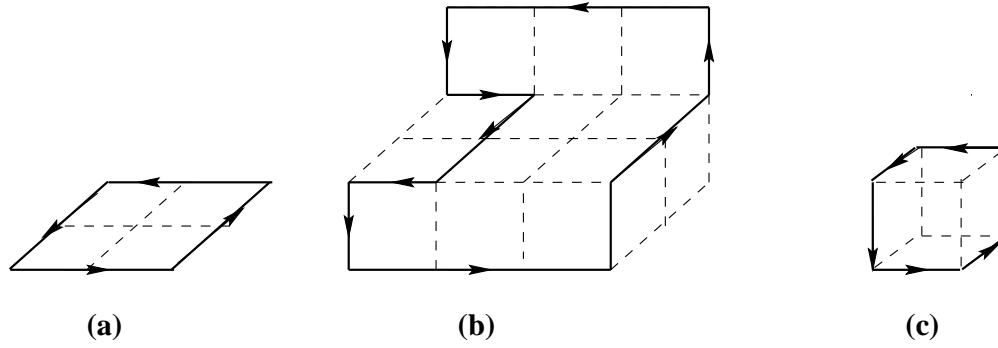


FIG. 3. Two examples of fermionic loops contributing with a -1.

Coming back to the total path integral (9) we can write it as:

$$Z = \int \prod_n [d\psi] \prod_f \prod_{F^c} \left(\prod_{f \in F^c} U_f \right) \exp \left[-\frac{1}{2} \text{tr} \psi^2 + 2 \sum_n \psi^2 g \right] \quad (23)$$

We can express the fermionic paths F^c in terms of integer 1-forms $\{f\}$ attached to the links with three possible values: 0 and ± 1 with the constraint that they are non self-crossing and closed $\partial f = 0$ where ∂ is the boundary operator adjoint of d which maps k -forms into $(k-1)$ -forms. Both operators verify the integration by parts rule

$$\langle \partial g; h \rangle = \langle g; \partial h \rangle; \quad (24)$$

where g and h are respectively k and $k-1$ arbitrary forms. The factor $\prod_{F^c} U_f$ in (23) is nothing but the product of Wilson loops along the f -loops i.e. $\exp \left[i \oint_{F^c} A \cdot f \right]$. The F^c can be expressed by means of functions attached to links f with value 0 or 1 and defined over $f^{-1}(0)$, the "nucleus" of f . In terms of the f and f^c we get:

$$Z = \int \prod_n [d\psi] \prod_f \prod_{f^c} \exp \left[-\frac{1}{2} \text{tr} \psi^2 + 2 \sum_n \psi^2 g + i \langle \psi; f \rangle; f > g \right] \quad (25)$$

If we use the Poisson summation formula $\sum_n g(n) = \sum_{n^0} \int_{-\infty}^{\infty} dB g(B) e^{2\pi i B n^0}$ (where n and n^0 are integer 2-forms and B is a real 2-form) we get

$$Z = \int \prod_n [d\psi] \prod_f \prod_{f^c} \quad (f) \quad (f)$$

$$\int_{-\infty}^{\infty} dB \exp \left[-\frac{1}{2} \text{tr} \psi^2 + 2 \sum_n \psi^2 B^2 + i \langle \psi; f \rangle + 2 \pi i \langle B; n \rangle; f > g \right] \quad (26)$$

Performing the displacement $B \rightarrow B - \frac{1}{2} \text{tr} \psi^2$ and integrating in B

$$\begin{aligned} Z &= \int \prod_n [d\psi] \prod_f \prod_{f^c} (f) \exp \left[\frac{1}{2} \text{tr} \psi^2 + i \langle \psi; f \rangle; f > g \right] \\ &= \int \prod_n [d\psi] \prod_f \prod_{f^c} (f) \exp \left[\frac{1}{2} \text{tr} \psi^2 g(f) \right] \end{aligned}$$

$$= \sum_n \sum_f \langle n | \exp f \frac{1}{2} k n k^2 g; \quad (27)$$

where we have used equation (24) in order to transform $\langle r; n \rangle$ into $\langle ; n \rangle$ whose integration produced the Dirac's delta $\delta(f - \langle n \rangle)$. Equation (27) is a geometrical expression of the path integral of lattice QED with staggered fermions in terms of surfaces with self-avoiding boundaries.

Now, let us return to our goal, namely to set up the worksheet Lagrangian formulation corresponding to the P-representation of sect. 2. The path integral (27) includes worksheets of paths with ends of any parity. Therefore, obviously, it does not produce the Hamiltonian (4) by the transfer matrix method.

As a matter of fact, the transfer matrix for staggered fermions is a general and interesting problem on which not much has been done. Unlike the Wilson fermions which come out rather nicely from the transfer matrix [15]–[17], the staggered fermions present some troubles. For the spatial part of the action the derivation goes in parallel with that for the Wilson theory. The interesting question is how does the temporal part work. This problem was discussed in the work of Saratchandra et al [18], in this paper was analyzed the transfer matrix formalism for relating the Kogut-Susskind Hamiltonian and the Euclidean action for staggered fermion fields. The authors pointed out that the ordinary case, in which the one-component fermions $\psi(x)$ and $\bar{\psi}(x)$ both live on all sites, exhibits a doubling of the fermion species with respect to the hamiltonian formalism (four flavours instead of two flavours). Additionally, the corresponding transfer matrix is hermitean but not positive definite. They explored the alternative of considering ψ and $\bar{\psi}$ on alternate sites, although this procedure avoids the excess of flavours and gives a positive transfer matrix it is not free from complications.

Although the partition function (27) is not directly connected with the Hamiltonian (4) via the transfer matrix, it is closely related with it (as we will show) and provides us with a guide to guess the genuine partition function for the P-representation Z_P . With this aim we consider the restriction on the set of the surfaces, to the subset of the surfaces such that they are worksheets of the P paths. This is equivalent to require that when intersected with a time $t = \text{constant}$ plane they give the paths of $f\bar{P} > g$ i.e. paths with ends of opposite parity and oriented from even sites to odd sites. We get a link of P_t for every plaquette of the surface which connects the slice t with the $t + a_0$. As an illustration, in FIG. 4 we show the paths of the P-representation we get from the minimal surface enclosed by the configuration of self-avoiding F^c paths depicted in FIG. 2.

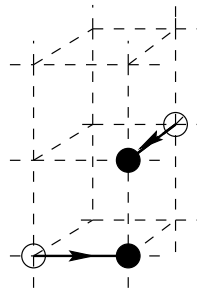


FIG. 4. The P-paths (thick lines) for the different times corresponding to the surfaces enclosed by the configuration of self-avoiding paths of FIG. 2.

The imposed constraint forbids fermionic loops such that the one of FIG. 3-(c) which produces at

the first temporal slice a path connecting vertices with the same parity. The first configuration with negative Boltzmann factor which appears in the partition function, i.e. that of lower action, is the spatial square of side 2 depicted in FIG 3-(a) with area $A_{F^c} = 4$.

Thus, we propose the following worksheet partition function:

$$Z_P = \sum_S \chi_h(S) \exp \left[-\frac{1}{2} \sum_{p \in S} n_p^2 g \right]; \quad (28)$$

where S runs over worksheets of P -paths and $\chi_h(S)$ is a sign defined:

$$\chi_h(S) = \prod_t (-1)^{A_t} (P_{t-1} @ S_t) (P_t) \quad (29)$$

where S_t are the surfaces given by the spatial plaquettes of S at section t , A_t is the number of plaquettes in S_t and the function $@$ gives a sign defined by

$$(P) = \prod (-1)^{\frac{P_{j-1}}{2}} \prod (-1)^{\frac{Q_j}{2}-1} \quad (30)$$

($P = fP$; Q g being P and Q the open and closed component paths respectively. See APPENDIX II for notation and discussion.) Additionally, note that we have eliminated the sum over the "null" links. The rationale for this is that the "null" links do not play any role in the P -representation. In the next section we are going to show explicitly that Z_P gives rise to the Hamiltonian (4) via the transfer matrix procedure.

IV. HAMILTONIAN OBTAINED VIA THE TRANSFER MATRIX METHOD

By means of the transfer matrix method let us show that we re-obtain the Hamiltonian (4) from the path integral Z_P . As we wish to consider the continuous time limit of the previous lattice Euclidean space-time theory, we introduce a different lattice spacing a_0 for the time direction. The couplings on timelike and spacelike plaquettes are no longer equal in the action i.e. we have two coupling constants: g_0 and g_s . The temporal coupling constant g_0 decreases with a_0 whilst the spatial coupling constant g_s increases with a_0 . So far we have neglected a factor $\frac{a_0^{(D-1)V}}{2}$ in the path integral. Taking into account the fact that the lattice has a different temporal separation $a_0 \notin a$ we get a relative factor of $(\frac{a_0}{a})^{j^c \cdot j}$ for each spatial link of F^c .

$$Z_P = \sum_S a_0^{j^c n_{sp}} \chi_h(S) \exp \left[-\frac{1}{2} \sum_{p \in S} n_p^2 g \right]; \quad (31)$$

where $j^c n_{sp}$ denotes the number of spatial links in $@n$. To factorize Z_P to fixed time contributions we consider the spatial plaquettes of S that for each t define the spatial surfaces S_t and the temporal plaquettes that define the spatial paths P_t and we write

$$\frac{1}{2} k n k^2 = \frac{1}{2} \sum_s \sum_t k n_t k^2 - \frac{1}{2} \sum_0 \sum_t k P_t k^2 \quad (32)$$

and

$$Z_h(S) = \sum_t \langle P_{t-1}; P_t; S_t \rangle \quad (33)$$

$$\langle P_{t-1}; P_t; S_t \rangle = (\langle -1 \rangle)^{A_t} \langle P_{t-1} | \mathcal{O}(S_t) | P_t \rangle \quad (34)$$

To write the operator \hat{T} which connects the ket $|P_{t-1}\rangle$ with the ket $|P_t\rangle$ we begin by decomposing the sum over world sheets S_t in (31) into 2 sums: one over the temporal parts, the P_t , and one over spatial parts S_t i.e.

$$\begin{aligned} Z_P &= \sum_{fP_t, g} \sum_t \langle P_t | \hat{T} | P_{t-1} \rangle \\ \langle P^0 | \hat{T} | P \rangle &= \sum_{S_t} a_0^{\sum_{S_t} P^0 P_{jP}} \sum_t \exp f \left[\frac{1}{2} \sum_0 k P k^2 - \frac{1}{2} \sum_s k n_t k^2 g \right] \end{aligned} \quad (35)$$

Taking into account the relation which connects \hat{T} with \hat{H} when a_0 is small:

$$\hat{T} / e^{-a_0 \hat{H} + O(a_0^2)}; \quad (36)$$

we find \hat{H} considering this limit

$$\langle P^0 | \hat{T} | P \rangle = \sum_{P, P^0} a_0 \langle P^0 | \hat{H} | P \rangle$$

The dominant contributions in this limit are the cases where P^0 is equal to P or differs of it by one link l or by one plaquette p . The power of a_0 in (35) forces $S_t = 0$ in the first two cases and $S_t = p$ in the third.

$$\langle P | \hat{T} | P \rangle = 1 - \exp f \left[\frac{1}{2} \sum_0 k P k^2 g \right] \quad (37)$$

$$\langle P | \hat{T} | P \rangle = a_0 \langle P | \hat{T} | P \rangle - \exp f \left[\frac{1}{2} \sum_s g \right] \quad (38)$$

$$\langle P | \hat{T} | P \rangle = a_0 \langle P | \hat{T} | P \rangle - a_0^{-t} \quad (39)$$

To obtain a proper continuum time limit we should take

$$a_0 = \frac{a}{g^2 a_0} \quad (40)$$

$$s = \frac{1}{2 \ln(2g^2 a = a_0)}; \quad (41)$$

where a continues to denote the spacelike spacing. The values of τ are ± 1 when adding a plaquette (38) and depend on the way we do it when adding a link (39). An analysis of the possible cases shows that τ corresponds to the sign in (7).

Then,

$$a_0 \hat{H}_{\text{P}} = \frac{g^2}{2a} \sum_{\text{P}} N^2(\text{P}) + \frac{1}{2ag^2} \sum_{\text{P}} (j_{\text{P}}^+ + j_{\text{P}}^-) \frac{1}{2a} \sum_{\text{P}} (\text{P}; \text{P}) j_{\text{P}} \quad (42)$$

so we recover the Hamiltonian (4). confirming that (28) is the expression of the partition function of compact electrodynamics in the P -representation.

In FIG. 5 we show an scheme which summarizes the different actions/Hamiltonians for QED with staggered fermions, and their connections. The surface action S_{surf} of (27), which was obtained from the Kogut-Susskind action S_{KS} by integrating over the gauge and fermion fields, does not produce the Hamiltonian H_{P} which in fact is connected with the S_{P} of (28). This is because S_{P} is free from the known problem of S_{KS} of having an unwanted additional doubling compared with the Hamiltonian formulation. On the other hand, the equivalence between the Kogut-Susskind Hamiltonian H_{KS} and the P -Hamiltonian H_{P} was proved in [9].

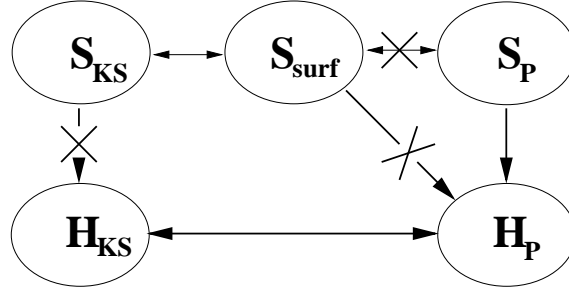


FIG. 5. A diagram summarizing the different lattice actions and Hamiltonians for compact QED and their connections. The horizontal lines denote equivalence. The vertical lines emanating from the classical actions to the Hamiltonians represent the connection via the transfer matrix procedure.

In other words, the action S_{P} should be regarded as a different lattice action, which produces a Hamiltonian equivalent to the Kogut-Susskind's one.

V. CONCLUSIONS AND FINAL REMARKS

We propose a purely geometric action in terms of the world-sheets of P -path configurations. In this formulation, the connection between the Hamiltonian and Lagrangian of QED with staggered fermions is straightforward via the transfer matrix method. The partition function can be written as a sum over surfaces with border on fermionic self-avoiding loops F^c . Hence, the fermionic problem has been reduced to the task of computing quadratic areas enclosed by polymer-like configurations. The polymer representation of lattice fermions [19] is often used in a different way

to compute the fermionic determinant. It is important to note that our formalism is free from the problem of the additional doubling of the fermion species due to the discretization of time.

With regard to the economy and possible advantages from the numerical computation point of view offered by the P-description, we want to emphasize two facts: I) Concerning the gauge degrees of freedom, it only involves sums of gauge invariant variables i.e. no gauge redundancy. II) It includes a subset of the configurations which are taken into account in the path integral (27) equivalent to the one of Kogut-Susskind. Our formulation involves a sum of configurations with Boltzmann factors of both signs. However, the lower action configuration with negative Boltzmann factor which appears in the partition function is the spatial square of side 2 which has area $A_{F^c} = 4$. This shows that the positive and negative Boltzmann weights are not balanced and that techniques such that the histogram method [22] can be applied. Equipped with the geometrical insight provided by this gauge invariant representation, we are working to design a suitable algorithm for simulating the loop fermionic action. The simplest case is QED in $(1+1)$ dimensions or the Schwinger model for which all the Boltzmann factors are positive i.e. one does not have to worry about computing the sign $\chi_h(S)$. In addition, in a two space-time lattice there is a one to one correspondence between fermionic loops and the surfaces with border on them. So, to evaluate the path integral, the procedure is to generate surfaces with self-avoiding frontiers and with the constraint that they produce on each time slice open paths with ends of opposite parity. This was done recently [23] by means of a Metropolis Monte Carlo algorithm and the results are very encouraging.

Finally, let us mention that in this paper we only considered the simpler Abelian massless theory. In the non-Abelian case (see ref. [24] for the loop formulation of the pure gauge theory), where there are different colors, the Pauli exclusion principle implies that the maximum number of such pairs at any site can not exceed the total number of degrees of freedom of the quarks. Therefore, more complicated diagrams arise. For instance, intersecting fermionic loops at vertices where there are more than a qq pair. Here the path to be followed is not unique. It is interesting to consider the massive case too. In this case, in addition to the dimers, we would have monomers produced by the mass term. The construction of a lattice path integral in terms of loops for full QCD is a task that will be considered in a future work.

Acknowledgements

We wish to thank helpful comments and remarks from Michael Creutz.

This work was supported in part by CONICYT, Projects No. 318 and No. 49.

APPENDIX I

A general configuration F with $\chi_F = -1$ obviously must include at least one connected fermionic loop contributing with a -1 to χ_F . We will prove here that such connected fermionic path necessarily encloses an odd number of sites and thus, in $D = 2$, it is not possible to "fill" its interior region in such a way that all the sites are "visited" (the condition required for a non-null contribution to Z_F).

Notice that, according to equation (22), the χ_F associated to a configuration with a unique connected fermionic loop is negative if $L_{F^c} = 2 + A_{F^c}$ is an even number.

In order to prove that all the fermionic loops of F^c which give a -1 contribution to χ_F enclose an odd number of sites we need to express the number of its inner vertices as a function of its

length and area. In $D = 2$, a generic connected fermionic loop F^c enclosing an arbitrary number of vertices can be obtained by a constructive process beginning with a plaquette p and then generating all the others fermionic loops by "appending" plaquettes to this diagram on each of its links in the two different ways showed in FIG. 6.

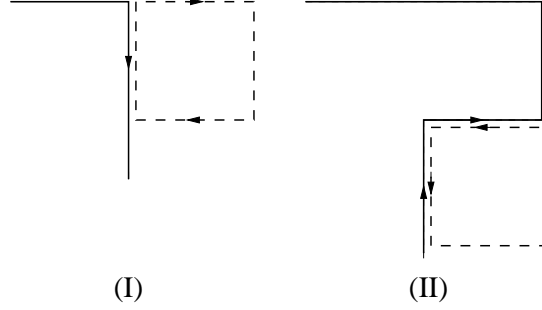


FIG. 6.

The variations of $N_{F^c} = \frac{L_{F^c}}{2}$ and A_{F^c} for the two cases illustrated in FIG. 6 can be summarized as follows:

$$\begin{aligned}
 \text{I)} \quad & A_{F^c} = 1 \quad L_{F^c} = 2; \\
 \text{II)} \quad & A_{F^c} = 1 \quad L_{F^c} = 0:
 \end{aligned}
 \tag{43}$$

From the above relations it is easy to check

$$\begin{aligned}
 A_{F^c} &= N_{p_I} + N_{p_{II}}; \\
 L_{F^c} &= 2N_{p_I};
 \end{aligned}
 \tag{44}$$

where N_{p_I} and $N_{p_{II}}$ denote the number of plaquettes of type I and II respectively. It is also easy to see that the number of inner vertices $I_{F_k^c}$ to a connected loop is equal to $N_{p_{II}}$. Therefore, since $A_{F^c} = 1 + A_{F^c}$ and $L_{F^c} = 4 + L_{F^c}$,

$$I_{F_k^c} = 1 - \frac{L_{F^c}}{2} + A_{F^c} :
 \tag{45}$$

From equations (22) and (45) we conclude that the contribution of F_k^c to F, F_k^c is 1 if and only if $I_{F_k^c}$ is an odd number.

The same procedure extends to higher dimensions. (45) is true if the surface is built through steps of type I, II and III where III means adding a plaquette making contact in three links of the border. If the surface intersects itself, inner vertices belonging to the intersection lines are counted with the corresponding multiplicity.

APPENDIX II

A . Structure of surfaces

Consider a surface S contributing to the partition function. Its border is $C = @S$, a simple loop without intersections (not necessarily connected). This surface carries a sign:

$$(@S) = (-1)^{N - \frac{L}{2} + A} \quad (46)$$

where:

N = Number of connected components in C

L = Number of links in C

A = Number of plaquettes in S

The sign of S depends only on $@S$ since two surfaces with the same border differ by an even number of plaquettes.

We divide S in spatial and temporal plaquettes: $S = \{S_t; P_t\}$ where

S_t = Spatial plaquettes of S in the section t

P_t = Spatial links in the section t corresponding to temporal plaquettes of S between t and $t+1$

Now we have at each spatial section the paths $@S_t$. Part of these paths propagates to $t+1$, part comes from $t-1$ and part does not propagate and belongs to C .

B_t = Part of $@S_t$ that does not propagate

R_t^+ = Part of $@S_t$ that propagates to $t+1$

R_t = Part of $@S_t$ that comes from $t-1$

$$@S_t = B_t \cup R_t^+ \cup R_t \quad (47)$$

Let us localize now the links of C . Its temporal links correspond to $@P_t$. Its spatial links belong to spatial plaquettes, in which case they belong to A_t , or to temporal plaquettes that can move up or down.

K_t^+ = Spatial part of C in section t that propagates to $t+1$

K_t = Spatial part of C in section t that comes from $t-1$

To keep track of all links in S (those that belong to any plaquette in S) we consider those joining two spatial plaquettes or two temporal plaquettes. The first ones are irrelevant to the sign. The second ones can join two temporal plaquettes in the same section (irrelevant) or in consecutive sections:

$_{t,t+1}$ = Spatial links of S in section t that propagate to $t+1$
and come from $t-1$

To sum up (keys denote the set for all t and parentheses for a fixed t)

$$\begin{aligned}
S &= fS_t; P_t g \\
@S_t &= B_t R_t^+ R_t \\
C_t &= (B_t; K_t^+; K_t) \\
P_t &= ({}_t; K_t^+; R_t^+) \\
C &= fC_t; @P_t g
\end{aligned}$$

Note that links in $B_t; K_t^+; K_t$ are incompatible among them while ${}_t; R_t^+; R_t$ can share parts among them and with the former.

There is a balance of creation and annihilation

$$\sum_t (K_t^+ j + R_t^+) = \sum_t (K_t j + R_t) : \quad (48)$$

And what leaves at $t-1$ is what arrives to t

$$P_{t-1} = ({}_{t-1}; K_{t-1}^+; R_{t-1}^+) = ({}_t; K_t; R_t) : \quad (49)$$

It also verifies

$$({}_1)^A \frac{1}{2} = ({}_1) {}_t A_t \frac{1}{2} {}_t^P (B_t j + K_t^+ j + K_t) \quad (50)$$

B. Localization of the sign

The size of an object X is $|X|$ = number of links or plaquettes (depending if it is a path or a surface) taking into account its multiplicity. A path is fermionic if it consists of closed single lines and open single lines from even sites to odd sites. For these paths, $P = fP; Qg$ where Q labels the open components and fP the closed ones, we define the function

$$(P) = \sum_t ({}_1)^{\frac{|P| - |j| - 1}{2}} ({}_1)^{\frac{|Q| - |j|}{2} - 1} \quad (51)$$

The meaning of this sign is that it is the sign we get when we create a single line of length L using only the \wedge, \vee operators. There are $(L-1)/2$ joining negative actions if the line is open and $L/2 - 1$ if the line is closed.

The sign in (28) is defined

$${}_h(S) = \sum_t ({}_1)^{A_t} (P_{t-1} @S) (P_t) \quad (52)$$

and it can be written

$${}_h(S) = \sum_t {}_t(P_{t-1}; P_t; S_t) \quad (53)$$

$${}_t(P_{t-1}; P_t; S_t) = ({}_1)^{A_t} (P_{t-1} @S) (P_t) \quad (54)$$

- [1] QCD-TARO Collaboration, Lattice 96, Nucl. Phys. B 53 (Proc. Suppl.) (1997) 938; Philippe de Forcrand, Lattice 95 Published in Lattice 1995 (1996) 228; C. Michael, NATO Advanced Study Institute on Hadron Spectroscopy and the Confinement Problem (1995); G. Lepage and P. Mackenzie, Phys. Rev. D 48 (1993) 2250.
- [2] R. Gambini and A. Trias, Phys. Rev. D 22 (1980) 1380.
- [3] R. Gambini and A. Trias, Nucl. Phys. B 278 (1986) 436.
- [4] A. M. Polyakov, Phys. Lett. B 82, (1979) 249; Nuc. Phys. B 164, (1979) 171.
- [5] Yu. M. Akenko and A. A. Migdal, Phys. Lett. B 88 (1979) 135.
- [6] C. N. Yang, Phys. Rev. Lett. 33 (1974) 445.
- [7] A. A. Shtekar, Phys. Rev. Lett. 57 (1986) 2244; Phys. Rev. D 36, (1987) 1587.
- [8] L. Susskind, Phys. Rev. D 16 (1977) 3031; Banks T., D. R. T. Jones, J. Kogut, S. Raby, P. N. Scharbach, D. K. Sinclair and L. Susskind, Phys. Rev. D 15 (1977) 1111.
- [9] H. Fort and R. Gambini, Phys. Rev. D 44 (1991) 1257.
- [10] J. M. Aroca and H. Fort, Phys. Lett. B 317 (1993) 604.
- [11] J. M. Aroca and H. Fort, Phys. Lett. B 332 (1994) 153.
- [12] J. M. Aroca, M. Baig and H. Fort, Phys. Lett. B 336 (1994) 54.
- [13] J. M. Aroca, M. Baig, H. Fort and R. Siri, Phys. Lett. B 366 (1995) 416.
- [14] A. H. Guth, Phys. Rev. D 21 (1980) 2291.
- [15] M. Creutz, Phys. Rev. D 35 (1987) 1460;
- [16] M. Creutz, Phys. Rev. D 15 (1977) 1128.
- [17] M. Luscher, Comm. Math. Phys. 54 (1977) 283.
- [18] H. S. Sharatchandra, H. J. Thun and P. Weisz, Nucl. Phys. B 192 (1981) 205.
- [19] I. Montvay and G. Münster, Quantum Fields on the Lattice. Cambridge University Press (1994).
- [20] G. Münster, Nucl. Phys. B 180 (1981) 13.
- [21] T. Sterling and J. Greensite, Nucl. Phys. B 220 (1983) 327.
- [22] A. M. Ferrenberg and R. H. Swendsen, Phys. Rev. Lett. 61 (1988) 2635.
- [23] H. Fort, Numerical Computations in the Worldsheet Formulation of Lattice Gauge theories, in Lattice '97, Edinburgh 22-26 July 1997.
- [24] J. M. Aroca, H. Fort and R. Gambini, hep-lat/9703007.