

# Advanced Linked Cluster Expansion. Scalar Fields at Finite Temperature

T. Reisz\*

Institut für Theoretische Physik,  
Universität Heidelberg,  
Philosophenweg 16,  
D-69120 Heidelberg, Germany

December 1, 2021

## Abstract

Linked cluster expansions provide a useful tool for both analytical and numerical investigations of lattice field theories. The expansion parameter(s) being the interaction strength(s) fields at neighboured lattice sites are coupled, they result into convergent hopping parameter like series for free energies, correlation functions and in particular susceptibilities. We consider scalar fields with  $O(N)$  symmetric nearest neighbour interactions on hypercubic lattices with possibly finite extension in some directions, thus including field theories at finite temperature  $T$ . We improve known and develop new techniques and algorithms to increase the order  $n$  the expansions can be computed to in such a way that detailed information on critical behaviour can be extracted from the susceptibility series. This concerns both simple moments as well as higher correlations such as 4- and 6-point functions used to define renormalized coupling constants. Particular emphasis is done on finite temperature field theory. In order to be able to measure finite temperature critical behaviour, the order of explicit computation  $n$  has to be sufficiently large compared to  $T^{-1}$  in lattice units. 2- and 4-point susceptibility series are computed up to and including the 18th order and beyond.

---

\*Email address reisz@thphys.uni-heidelberg.de

# 1 Introduction

Most physical problems do not allow for closed analytic solutions. This is mainly due to the fact that realistic models can and do evolve considerable complexity. This is particularly the case with statistical mechanics and field theory, where the number of degrees of freedom becomes large or even infinity. Close to criticality those degrees of freedom interact collectively. One is forced to use approximate methods.

A desirable practice is to construct and apply systematic expansions about exactly solvable cases such as harmonic oscillators or zero-dimensional field models. There are essentially two categories. On the one hand, we use asymptotic methods. Common examples are saddle point expansions and weak coupling perturbation theory. Those methods are designated to an accurate quantitative description of particular sectors, such as the short distance behaviour of QCD. Their fail is that they are only asymptotically convergent. On the other hand, if available, convergent expansions have the advantage that in principle they allow for arbitrary precise measurements within the domain of convergence. The price to be paid is that those expansions typically are more involved, need their own techniques, and accurate results actually need high orders to be carried out.

We are concerned here with the technique of linked cluster expansion (LCE) applied to scalar fields on a hypercubic lattice. It is a special form of the hopping parameter expansion for the computation of the free energy, connected correlation functions and susceptibilities. The expansion is a power series in the strength(s) fields at different lattice sites are coupled. For standard actions this just is the nearest neighbour coupling. The high order behaviour of correlation functions and susceptibilities allows for a determination of critical couplings and critical exponents.

A good deal to manage the complexity of extreme orders is to use graph theoretical methods. To every finite order a correlation function is represented as a sum over a finite number of graphs with appropriate weights depending on the geometry of the lattice and the couplings involved. Calculation of extreme orders need techniques and formalization so that the explicit computation in the end can be done by a computer. So the main task is the development of efficient algorithms and implementations.

The techniques of LCE are of course not new. An elementary introduction can be found in [1, 2]. The algorithmic formulation of this expansion for general  $O(N)$  symmetric scalar field models has been pioneered by Lüscher and Weisz in the famous work [3], in the course of the solution of lattice  $\Phi^4$ -theory in four dimensions [4, 5]. They succeeded to compute two- and four-point susceptibility series to 14th order in the hopping parameter on infinite lattices.

Our main emphasize here is to further develop and improve the techniques and methods. The aim is to increase the order of explicit computation for field models both with discrete and continuous symmetry group in such a way that detailed knowledge on critical behaviour can be extracted from the LCE series. A major

field of application we have in mind are scalar field theories at finite temperature. Those models live on a lattice with toroidal symmetry in temperature direction with periodic boundary conditions imposed, of extension  $L_0$  given by the inverse temperature in lattice units,  $L_0 = T^{-1}$ . Graphs are able to "feel" temperature only if they can wind around the torus. There is a least order  $n_{\min}$  depending on  $L_0$ , the onset of  $T$ -dependence. We expect that  $n_{\min}$  has to be sufficiently large compared to  $L_0$ . That is, critical behaviour at finite  $T$  is postponed to higher orders compared to the case of a lattice infinitely extended in all direction.

The organization of this article is as follows. We start in Sect. 2 with a reminder to the basics of the LCE of lattice scalar fields. This concerns motivation, ideas and the problems to be resolved. LCE series are represented as a sum over (equivalence classes of) appropriate graphs with associated weights. Definitions and graph theoretical fundamentals that are used throughout are introduced. Sect. 3 is dedicated to the algebraic representation of graphs by incidence matrices. This is a necessary business to be carried out in order to generate and compute diagrams numerically. The main problems to be fixed are uniqueness of the representation, i.e. 1-1 correspondence between equivalence classes of graphs and appropriately defined canonical incidence matrices, and the construction of very efficient algorithms to transform any incidence matrix into its canonical form. This is at the heart of the problem and necessitates to work around huge factorials. Introducing extended order relations on vertices is the way out. Sect. 4 describes the construction of all the graphs of interest, such as connected and 1PI ones, along an inheritance tree from so-called "base classes" of less complexity and least number of graphs. The order by order generation is done within the simplest base class only. The computation of the weights belonging to a graph is discussed. Sect. 5 summarizes the results.

## 2 Linked Cluster Expansion

### 2.1 Notations and principles

We consider a hypercubic  $D$ -dimensional lattice  $\Lambda$ , either equal to  $\Lambda_0 = \mathbf{Z}^D$  or to  $\Lambda_1 = \mathbf{Z}/L_0 + \mathbf{Z}^{D-1}$ , where  $D, L_0 \in \mathbf{N}$  and  $L_0$  is an even number (finite temperature lattice with temperature  $T = L_0^{-1}$  in lattice units). Periodic boundary conditions are imposed. The restriction to even  $L_0$  is for convenience and leads to a considerable reduction of the number of graphs, as will be seen below. To be specific, the models we discuss are described by the partition function

$$Z(J, v) = \int \prod_{x \in \Lambda} d^N \Phi(x) \exp(-S(\Phi, v) + \sum_{x \in \Lambda} J(x) \cdot \Phi(x)), \quad (1)$$

where  $\Phi$  denote a real,  $N$ -component scalar field,  $J$  are external sources, and

$$J(x) \cdot \Phi(x) = \sum_{a=1}^N J_a(x) \Phi_a(x).$$

The action is given by

$$S(\Phi, v) = \sum_x \overset{\circ}{S}(\Phi(x)) + \frac{1}{2} \sum_{x \neq y \in \Lambda} \sum_{a,b=1}^N \Phi_a(x) v_{ab}(x, y) \Phi_b(y). \quad (2)$$

The "ultra-local" (0-dimensional) action  $\overset{\circ}{S}$  should be  $O(N)$  invariant and respect stability of the partition function (1) for sufficiently small  $v_{ab}$ . For a  $\Phi^4 + \Phi^6$  interacting theory, the standard canonical form is given by

$$\overset{\circ}{S}(\Phi) = \Phi^2 + \lambda_1(\Phi^2 - 1)^2 + \lambda_2(\Phi^2 - 1)^3, \quad (3)$$

with  $\lambda_2 > 0$  or  $\lambda_2 = 0, \lambda_1 \geq 0$ . Dependence on the bare ultra-local coupling constants  $\lambda$  is suppressed in the following. Fields at different lattice sites are coupled by the hopping term  $v(x, y)$ . For the case of nearest neighbour interactions,

$$v_{ab}(x, y) = \begin{cases} 2\kappa \delta_{a,b} & , \quad x, y \text{ nearest neighbour,} \\ 0 & , \quad \text{otherwise.} \end{cases} \quad (4)$$

$\delta$  is the Kronecker symbol. On  $\Lambda_1$ , the nearest neighbour property is modulo the torus length.

The generating functional of connected correlation functions (free energy) is given by

$$\begin{aligned} W(J, v) &= \ln Z(J, v), \\ W_{a_1 \dots a_{2n}}^{(2n)}(x_1, \dots, x_{2n}) &= \langle \Phi_{a_1}(x_1) \dots \Phi_{a_{2n}}(x_{2n}) \rangle^c \\ &= \frac{\partial^{2n}}{\partial J_{a_1}(x_1) \dots \partial J_{a_{2n}}(x_{2n})} W(J, v) \Big|_{J=0}, \end{aligned} \quad (5)$$

and by a Legendre transform

$$\begin{aligned} \Gamma(M, v) &= W(J, v) - \sum_{x \in \Lambda} J(x) \cdot M(x) \\ &= \sum_{n \geq 0} \frac{1}{2n!} \sum_{a_1, \dots, a_{2n}} \Gamma_{a_1 \dots a_{2n}}^{(2n)}(x_1, \dots, x_{2n}) M_{a_1}(x_1) \dots M_{a_{2n}}(x_{2n}), \\ M_a(x) &= \frac{\partial W}{\partial J_a(x)}, \quad a = 1, \dots, n \end{aligned} \quad (6)$$

the generating functional of 1-particle irreducible (1PI) correlations (vertex functional) is defined. In field theory they are used to define physical coupling constants, e.g. by

$$\tilde{\Gamma}_{ab}^{(2)}(p, -p) = -\frac{1}{Z_R} (m_R^2 + p^2 + O(p^4)) \delta_{a,b} \quad \text{as } p = (p_0 = 0, \vec{p} \rightarrow 0), \quad (7)$$

where  $\sim$  denotes Fourier transform, and

$$\tilde{\Gamma}_{abcd}^{(4)}(0, 0, 0, 0) = -\frac{1}{Z_R^2} \frac{g_R}{3} C_4(a, b, c, d), \quad (8)$$

$$\tilde{\Gamma}_{a_1 \dots a_6}^{(6)}(0, \dots, 0) = -\frac{1}{Z_R^3} \frac{h_R}{15} C_6(a_1, \dots, a_6). \quad (9)$$

The  $C_n$  denote the  $O(N)$ -invariant tensors,

$$\begin{aligned} C_2(a, b) &= \delta_{a,b}, \\ C_{2n}(a_1, \dots, a_{2n}) &= \sum_{i=2}^{2n} \delta_{a_1, a_i} C_{2n-2}(a_2, \dots, \hat{a}_i, \dots, a_{2n}), \quad n \geq 2, \end{aligned} \quad (10)$$

( $\wedge$ ) denotes omission. The more directly accessible objects from the point of view of the linked cluster expansion are connected correlation and their susceptibilities. The latter are defined by

$$\delta_{a,b} \chi_2 = \tilde{W}_{ab}^{(2)}(0, 0) = \sum_x \langle \Phi_a(x) \Phi_b(0) \rangle^c \quad (11)$$

$$\delta_{a,b} \mu_2 = \sum_x g(x) \langle \Phi_a(x) \Phi_b(0) \rangle^c = -D_r \frac{\partial^2}{\partial p_1^2} \tilde{W}_{ab}^{(2)}(p, -p) \Big|_{p=0}, \quad (12)$$

with  $g(x) = \sum_{i=0}^D x_i^2$ ,  $D_r = D$  on  $\Lambda_0$  and  $g(x) = \sum_{i=1}^D x_i^2$ ,  $D_r = D - 1$  on  $\Lambda_1$ ,

$$\frac{1}{3} C_4(a, b, c, d) \chi_4 = \tilde{W}_{abcd}(4)(0, 0, 0, 0) \quad (13)$$

$$\frac{1}{15} C_6(a_1, \dots, a_6) \chi_6 = \tilde{W}_{a_1 \dots a_6}^{(6)}(0, \dots, 0). \quad (14)$$

The physical coupling constants as defined above are related to them by

$$m_R^2 = 2D_r \frac{\chi_2}{\mu_2}, \quad (15)$$

$$Z_R = 2D_r \frac{\chi_2^2}{\mu_2}, \quad (16)$$

$$g_R = -\left(\frac{2D_r}{\mu_2}\right)^2 \chi_4, \quad (17)$$

$$h_R = -\left(\frac{2D_r}{\mu_2}\right)^3 \left(\chi_6 - 10 \frac{\chi_4^2}{\chi_2}\right). \quad (18)$$

If the non-ultralocal part of the action is switched off, i.e.  $v = 0$ ,  $S(\Phi, v = 0) = \sum_x \overset{\circ}{S}(\Phi(x))$ , in turn  $W(J, v = 0) = \sum_x \overset{\circ}{W}(J(x))$ . In particular,

$$W_{a_1 \dots a_{2n}}^{(2n)}(x_1, \dots, x_{2n}) = \begin{cases} \frac{\overset{\circ}{v}_{2n}^c}{(2n-1)!!} C_{2n}(a_1, \dots, a_{2n}) & , \quad \text{for } x_1 = x_2 = \dots = x_{2n}, \\ 0 & , \quad \text{otherwise,} \end{cases} \quad (19)$$

with

$$\overset{\circ}{v}_{2n}^c = \frac{\partial^{2n}}{\partial J_1^{2n}} \overset{\circ}{W}(J) \Big|_{J=0}. \quad (20)$$

The linked cluster expansion is the Taylor expansion with respect to  $v(x, y)$  about this decoupled case,

$$W(J, v) = \left( \exp \sum_{x,y} \sum_{a,b} v_{ab}(x, y) \frac{\partial}{\partial \hat{v}_{ab}(x, y)} \right) W(J, \hat{v}) \Big|_{\hat{v}=0}. \quad (21)$$

and the obvious generalizations to connected correlation functions according to (5). Multiple derivatives of  $W$  with respect to  $v(x, y)$  are computed by the generating equation [1]

$$\frac{\partial}{\partial v_{ab}(x, y)} W = \frac{1}{2} \left( \frac{\partial^2 W}{\partial J_a(x) \partial J_b(y)} + \frac{\partial W}{\partial J_a(x)} \frac{\partial W}{\partial J_b(y)} \right). \quad (22)$$

The expansion (21) is convergent under the condition that the interaction  $v(x, y)$  is sufficiently local and weak. In finite volume this is easily shown, e.g. by means of the dominated convergence theorem. In order to get information on collective behaviour, convergence has to be shown in the infinite volume case. To my knowledge, for this particular expansion the proof of uniform convergence for large volume has only recently been done [6]. In many cases under consideration one restricts attention to couplings of the form (4), i.e to euclidean symmetric nearest neighbour interaction of strength  $\kappa$  only. By inspection, for the susceptibilities (11)-(14) the coefficients of the series with respect to  $\kappa$  are of equal sign. This remarkable property implies that the singularity closest to the origin lies on the positive real  $\kappa$ -axis. This is identified with the critical point. In turn it is possible to extract quantitative information on behaviour even close to criticality from the high order coefficients of the series [7].

The evaluation of the Taylor expansion rapidly becomes complex and cumbersome. A graph theoretical device is the appropriate tool to keep control of high orders. Correlation functions are represented as a sum over graphs with appropriate weights. We introduce some basic concepts.

## 2.2 Some Graph Theory

The notion of a graph used here is a slight specialization of the general definition [8, 9] adjusted for the LCE of susceptibilities of scalar field correlations. A graph or diagram is a structure

$$\Gamma = (\mathcal{L}_\Gamma, \mathcal{B}_\Gamma, E_\Gamma, \Phi_\Gamma), \quad (23)$$

where  $\mathcal{L}_\Gamma$  and  $\mathcal{B}_\Gamma \neq \emptyset$  are disjoint sets, the internal lines and vertices of  $\Gamma$ , respectively.  $E_\Gamma$  is a map

$$\begin{aligned} E_\Gamma : \mathcal{B}_\Gamma &\rightarrow \{0, 1, 2, \dots\}, \\ v &\rightarrow E_\Gamma(v), \end{aligned} \quad (24)$$

that assigns to every vertex  $v$  the number of external lines  $E_\Gamma(v)$  attached to it. The number of external lines of  $\Gamma$  is given by  $\sum_{v \in \mathcal{B}_\Gamma} E_\Gamma(v)$ . Finally,  $\Phi_\Gamma$  is the incidence relation that assigns internal lines to their endpoints. More precisely, let  $P$  be the exchange of two vertices,

$$\begin{aligned} P : \mathcal{B}_\Gamma \times \mathcal{B}_\Gamma &\rightarrow \mathcal{B}_\Gamma \times \mathcal{B}_\Gamma, \\ (v, w) &\rightarrow (w, v). \end{aligned} \quad (25)$$

The imbedding map of ordered pairs of vertices onto unordered pairs is denoted by  $(-)$ ,  $\overline{\mathcal{B}_\Gamma \times \mathcal{B}_\Gamma} = (\mathcal{B}_\Gamma \times \mathcal{B}_\Gamma)/P$ . We identify  $\{(v, v) | v \in \mathcal{B}_\Gamma\}$  with  $\mathcal{B}_\Gamma$  in the obvious way. Then

$$\Phi_\Gamma : \mathcal{L}_\Gamma \rightarrow \overline{(\mathcal{B}_\Gamma \times \mathcal{B}_\Gamma)} \setminus \mathcal{B}_\Gamma. \quad (26)$$

This maps every internal line onto its (unordered) pairs of endpoints. Lines are treated as unoriented. We notice the absence of tadpole lines, i.e. no line has both of its endpoints equal. We furthermore set for every  $l \in \mathcal{L}_\Gamma$  with  $\Phi_\Gamma(l) = (v, w)$

$$\widehat{\Phi}_\Gamma(l) = \{v, w\}. \quad (27)$$

For completeness and later use we introduce further notions. External vertices are those that have external lines attached,

$$\mathcal{B}_{\Gamma, ext} = \{v \in \mathcal{B}_\Gamma \mid E_\Gamma(v) \neq 0\}, \quad (28)$$

whereas internal vertices don't,  $\mathcal{B}_{\Gamma, int} = \mathcal{B}_\Gamma \setminus \mathcal{B}_{\Gamma, ext}$ . For every  $v, w \in \mathcal{B}_\Gamma$ ,  $m(v, w)$  denotes the number of common lines of  $v$  and  $w$ , i.e. the number of elements of

$$\mathcal{M}(v, w) = \{l \in \mathcal{L}_\Gamma \mid \Phi_\Gamma(l) = \overline{(v, w)}\}. \quad (29)$$

The absense of tadpole lines imply that  $m(v, v) = 0$  for every vertex  $v$ .  $w$  is a neighbour of  $v$  if  $m(v, w) \neq 0$ , and

$$\mathcal{N}(v) = \{w \in \mathcal{B}_\Gamma \mid m(v, w) \neq 0\} \quad (30)$$

is the set of neighbours of  $v$ . It has  $N(v)$  elements. Multiple lines do not count here. For every integer  $n$ ,  $n$ -vertices are those that have precisely  $n$  neighbours,

$$\mathcal{B}_\Gamma^{(n)} = \{v \in \mathcal{B}_\Gamma \mid N(v) = n\}. \quad (31)$$

An  $n$ -vertex has at least  $n$  internal lines attached.

Some topological notions and global properties will be of major interest in the following. A path is an ordered non-empty sequence  $p = (w_1, \dots, w_n)$  of vertices with  $m(w_i, w_{i+1}) \neq 0$  for all  $i = 1, \dots, n-1$ .  $p$  is called a path in  $\Gamma$  from  $w_1$  to  $w_n$  of length  $n-1$ . If in addition  $w_n = w_1$ ,  $p$  is called a loop, with  $n-1$  its number of lines. If for every pair of vertices  $v, w \in \mathcal{B}_\Gamma$ ,  $v \neq w$ , there is a path from  $v$  to  $w$ , the

graph  $\Gamma$  is called connected. If every vertex  $v \in \mathcal{B}_\Gamma$  has an even number of internal and external lines attached, i.e.

$$l(v) := \sum_{w \in \mathcal{B}_\Gamma} m(v, w) + E_\Gamma(v) \quad \text{even}, \quad (32)$$

the graph  $\Gamma$  is called even. In particular, then,  $\Gamma$  has an even number of external lines.

Two graphs

$$\Gamma_1 = (\mathcal{L}_1, \mathcal{B}_1, E_1, \Phi_1), \quad \Gamma_2 = (\mathcal{L}_2, \mathcal{B}_2, E_2, \Phi_2) \quad (33)$$

are called (topologically) equivalent if there are two maps  $\phi_1 : \mathcal{B}_1 \rightarrow \mathcal{B}_2$  and  $\phi_2 : \mathcal{L}_1 \rightarrow \mathcal{L}_2$ , such that

$$\begin{aligned} \Phi_2 \circ \phi_2 &= \overline{\phi}_1 \circ \Phi_1, \\ E_2 \circ \phi_1 &= E_1, \end{aligned} \quad (34)$$

where  $\circ$  means decomposition of maps, and

$$\begin{aligned} \overline{\phi}_1 : \overline{\mathcal{B}_1 \times \mathcal{B}_1} &\rightarrow \overline{\mathcal{B}_2 \times \mathcal{B}_2} \\ \overline{\phi}_1(v, w) &= (\phi_1(v), \phi_1(w)). \end{aligned} \quad (35)$$

A symmetry of a graph  $\Gamma = (\mathcal{L}, \mathcal{B}, E, \Phi)$  is a pair of maps  $\phi_1 : \mathcal{B} \rightarrow \mathcal{B}$  and  $\phi_2 : \mathcal{L} \rightarrow \mathcal{L}$ , such that

$$\begin{aligned} \Phi \circ \phi_2 &= \overline{\phi}_1 \circ \Phi, \\ E \circ \phi_1 &= E. \end{aligned} \quad (36)$$

The number of those maps is called the symmetry number of  $\Gamma$ .

The set of equivalence classes of connected graphs with  $E$  external and  $L$  internal lines, and with the additional property that every loop has an even number of lines, is henceforth denoted by  $\mathcal{G}_E(L)$ , and

$$\mathcal{G}_E := \bigcup_{L \geq 0} \mathcal{G}_E(L). \quad (37)$$

The constraint on the loop is for later convenience, as will become clear below. If in addition the graphs are 1-particle irreducible (1PI), i.e. they are still connected by removing an arbitrary internal line<sup>1</sup>, we write  $\mathcal{G}_E^{1\text{PI}}(L)$  and  $\mathcal{G}_E^{1\text{PI}}$ . To any order, the latter graphs are considerably less in number. Restricting to even graphs only, we define the classes  $\mathcal{G}_E^{\text{ev}}(L)$ ,  $\mathcal{G}_E^{\text{ev}}$  and  $\mathcal{G}_E^{\text{ev}, 1\text{PI}}(L) = \mathcal{G}_E^{1\text{PI}}(L) \cap \mathcal{G}_E^{\text{ev}}$ , correspondingly.

---

<sup>1</sup>We follow standard convention by using the notion 1PI (1-"particle" irreducibility). It should be kept in mind, however, that the vertex functional  $\Gamma(M, v)$ , eqn. (6), is not the generating functional of the LCE diagrams that are 1PI.



## 2.3 Weights and resummations

The graphical representation of the linked cluster expansion of susceptibilities is an expansion in term of equivalence classes of connected graphs as defined above. For every such equivalence class we need exactly one representative.

Every graph  $\Gamma$  represents a number, which is called its weight. If  $\Gamma$  is connected and has  $E$  external lines, it contributes this weight to the susceptibility  $\chi_E$ . For the  $O(N)$  scalar field models, it is computed along the following lines. Only even graphs need to be considered, otherwise the weight vanishes.

- All the vertices of  $\Gamma$  are placed at lattice sites. No exclusion principle holds, i.e. any number of vertices can be placed at the same site. By assumption, the model lives on the lattice  $\Lambda$ , which satisfies translation invariance. An arbitrary selected vertex is located at a fixed lattice site, avoiding a volume factor. All the other vertices of the graph are placed arbitrarily. We remark in passing that it is only at this point where the geometry of the lattice enters. This includes dimension and topology, such as toroidal symmetry for the case of a finite temperature lattice.
- Every internal line of  $\Gamma$  is assigned a symmetry label  $a \in \{1, \dots, N\}$ . The line contributes a factor  $v_{aa}(x, y)$ , where  $x, y \in \Lambda$  are the lattice sites its endpoints are placed at. All the external lines get the same fixed symmetry label attached (usually 1 for convenience).
- A factor for every vertex  $v \in \mathcal{B}_\Gamma$ . Let  $2n$  be the sum of internal and external lines attached to  $v$ . Then this factor is given by  $\frac{v_{2n}^c}{(2n-1)!!} C_{2n}(a_1, \dots, a_{2n})$ , where  $a_1, \dots, a_{2n}$  are the symmetry labels of the internal and external lines attached to  $v$ .
- The sum is taken over all possible assignments of symmetry labels to lines, and over all possible placements of the vertices at lattice sites (except for the fixed vertex).
- Two final factors complete the weight. The first one is given by  $(S(\Gamma))^{-1}$ , where  $S(\Gamma)$  is the symmetry number of  $\Gamma$ . It has the product representation

$$S(\Gamma) = S_P(\Gamma) \cdot \prod_{(v,w) \in \overline{\mathcal{B}_\Gamma \times \mathcal{B}_\Gamma}} m(v, w), \quad (38)$$

where the integer number  $S_P(\Gamma)$  corresponds to the symmetries of  $\Gamma$  under permutations of vertices. The latter product is due to the exchange of multiple lines between vertices. The other final factor counts the various enumerations of the external lines,

$$\frac{E!}{\prod_{v \in \mathcal{B}_\Gamma} E(v)!}. \quad (39)$$

It accounts for the fact that the definition of a graph used here does not give identities to the external lines (anonymous factor).

For the  $O(N)$  models discussed here, summation over all  $O(N)$  symmetry labels and the placement of the vertices on the lattice factorizes, i.e. lattice imbedding numbers and  $O(N)$  weight factors can be computed independently for every graph. Weighted susceptibilities such as the moment  $\mu_2$  of (12) are described by the same diagrams as unweighted ones. The only difference is that they have the appropriate weight factors inserted such as  $g(x_1, x_2)$ ,  $x_1$  and  $x_2$  being the sites of the external vertices. This, of course, must be done before the sum over the lattice imbeddings is carried out.

Placing vertices at lattice sites is subject to strong restrictions by the explicit form of  $v(x, y)$ . Computations have to take this into account explicitly. From now on we restrict attention to nearest neighbour interactions only. That is,  $v(x, y)$  is of the form (4). The LCE then is an expansion in powers of  $2\kappa$ . The order of  $\kappa$  a graph contributes to is given by its number of lines. Furthermore, the final imbedding of the graphs is done onto the hypercubic lattice  $\Lambda$ . Vertices connected by at least one line have to be placed at nearest neighbour lattice sites. A necessary condition for a non-vanishing imbedding to exist is that every loop of this graph has an even number of lines<sup>2</sup>. It is meaningful to take this into account from the beginning. This implies a considerable reduction on the number of diagrams to be considered, as we have done with the definition of  $\mathcal{G}_E$  above.

Connected graphs and in turn susceptibilities can be explicitly written in terms of 1PI ones.

$$\chi_2 = \frac{\chi_2^{1\text{PI}}}{1 - (2\kappa)(2D)\chi_2^{1\text{PI}}}, \quad (40)$$

$$\mu_2 = \frac{\mu_2^{1\text{PI}} + (2\kappa)(2D_r)(\chi_2^{1\text{PI}})^2}{(1 - (2\kappa)(2D)\chi_2^{1\text{PI}})^2}, \quad (41)$$

$$\chi_4 = \frac{\chi_4^{1\text{PI}}}{(1 - (2\kappa)(2D)\chi_2^{1\text{PI}})^4}, \quad (42)$$

$$\chi_6 = \frac{1}{(1 - (2\kappa)(2D)\chi_2^{1\text{PI}})^6} \left( \chi_6^{1\text{PI}} + 10(2\kappa)(2D) \frac{(\chi_4^{1\text{PI}})^2}{1 - (2\kappa)(2D)\chi_2^{1\text{PI}}} \right). \quad (43)$$

The 1PI susceptibilities admit the series representation

$$\chi_E^{1\text{PI}} = \sum_{L \geq 0} a_{E,L}^{1\text{PI}}(\lambda) (2\kappa)^L, \quad (44)$$

$$a_{E,L}^{1\text{PI}}(\lambda, \sigma) = \sum_{G \in \mathcal{G}_E^{\text{ev}, 1\text{PI}}(L)} a_E^{1\text{PI}}(\lambda, G), \quad (45)$$

---

<sup>2</sup>We remember that  $L_0$ , the possibly finite extent of the lattice in one direction, is always chosen to be even.

where  $a_E^{1\text{PI}}(\lambda, G)$  is the weight of the diagram  $G$  that is computed as described above, except for the factor  $(2\kappa)^L$  that we have written out explicitly. Similar representations hold with the obvious modifications for e.g.  $\mu_2^{1\text{PI}}$ . According to the identities (40f) it is sufficient to restrict attention to 1PI graphs only. Actually, this simplification implies even more than just a reorganization of diagrams. It turns out that critical surfaces are computed from the series expansion of  $\chi_2^{1\text{PI}}$  with much better accuracy than from the series of  $\chi_2$ . They are determined by the roots of the denominator of (40).

Further simplification arises by classifying diagrams in terms of even more stringent properties [1]. An essential characterization that we adhere to is 1-vertex irreducibility (1VI). A graph  $\Gamma$  is called 1VI if the following condition is satisfied. Remove any vertex  $v$  of  $\Gamma$ , together with the external and internal lines attached to  $v$ . We denote the resulting graph by  $\Gamma_v = (\mathcal{L}_v, \mathcal{B}_v, E_v, \Phi_v)$ . Then, for every  $w \in \mathcal{B}_v$  there exists an external vertex  $u \in \mathcal{B}_v$  and a path from  $u$  to  $w$  in  $\Gamma_v$ . In other words, every connected component of  $\Gamma_v$  has at least one external line left attached to one of its vertices. We write

$$\mathcal{S}_k(L) = \{\Gamma \in \mathcal{G}_k^{1\text{PI}}(L) \mid \Gamma \text{ is 1VI} \} \quad (46)$$

and  $\mathcal{S}_k^{\text{ev}}(L) = \mathcal{S}_k(L) \cap \mathcal{G}_k^{\text{ev}}$ , for the set of graphs that are both 1PI and 1VI. On the other hand, renormalized moment diagrams are 1PI graphs that have exactly one external vertex,

$$\mathcal{Q}_k(L) = \{\Gamma \in \mathcal{G}_k^{1\text{PI}}(L) \mid \text{there is } v \in \mathcal{B}_\Gamma \text{ with } E_\Gamma(v) = k \}, \quad (47)$$

and  $\mathcal{Q}_k^{\text{ev}}(L) = \mathcal{Q}_k(L) \cap \mathcal{G}_k^{\text{ev}}$ . With both of these notions, susceptibilities are represented as

$$\chi_E^{1\text{PI}} = \sum_{L \geq 0} \sum_{G \in \mathcal{S}_E^{\text{ev}}(L)} a_E^{1\text{VI}}(\lambda, \kappa, G) (2\kappa)^L, \quad (48)$$

where the  $a_E^{1\text{VI}}$  are computed in the same way as are the  $a_E^{1\text{PI}}$  above with the following exception only. The vertex couplings  $\hat{v}_{2n}^c$  are replaced by the renormalized moments

$$\hat{v}_{2n}^c \rightarrow v_{2n}^c = \sum_{L \geq 0} \sum_{G \in \mathcal{Q}_{2n}^{\text{ev}}(L)} a_{2n}^{1\text{PI}}(\lambda, G) (2\kappa)^L, \quad (49)$$

and the  $a^{1\text{PI}}$  are computed as in (44) before.

1VI and renormalized moments provide a computational device, which we can think of as a kind of product representation of 1PI graphs by 1VI diagrams and renormalized moments. In the final end, after having determined all the weights of the graphs, the coefficients are reorganized to give the coefficients  $a_{E,L}^{1\text{PI}}(\lambda)$ .

### 3 Algebraic representation of graphs.

### 3.1 Incidence Matrices

In order to investigate graphs algorithmically and by a computer we need a convenient algebraic representation. Examples are linked list connectivity structures or incidence matrices [10, 11]. The latter appear to be more useful for numerical operations.

Graphs of the LCE do not have tadpole lines. This allows for the following definition. Let  $\Gamma$  be a graph,  $V_\Gamma$  the number of its vertices. Then an incidence matrix  $I_\Gamma$  of  $\Gamma$  is defined as follows.

- Enumerate the vertices of  $\Gamma$ , so that

$$\mathcal{B}_\Gamma = \{v_i \mid i = 1, \dots, V_\Gamma\}. \quad (50)$$

In particular,  $v_i \neq v_j$  for  $i \neq j$ .

- For  $i, j = 1, \dots, V_\Gamma$ ,  $i \neq j$ , define

$$I_\Gamma(i, j) = m(v_i, v_j), \quad (51)$$

where  $m(v_i, v_j)$  is the number of lines between  $v_i$  and  $v_j$ .

- The diagonal elements are given by the number of external lines attached to the vertices,

$$I_\Gamma(i, i) = E(v_i), \quad i = 1, \dots, V_\Gamma. \quad (52)$$

The incidence matrix is a symmetric  $V_\Gamma \times V_\Gamma$  matrix,  $I_\Gamma \in M(V_\Gamma \times V_\Gamma)$ . Most algorithms need to deal with e.g. the right upper triangle only.

The construction above does not provide a unique definition of an incidence matrix of a graph. Any other enumeration of its vertices correspond to a non-trivial permutation  $\pi \in \Pi_{V_\Gamma}$  and leads to the incidence matrix

$$I_\Gamma^\pi(i, j) = I_\Gamma(\pi(i), \pi(j)), \quad (53)$$

i.e.  $I_\Gamma$  is unique only modulo simultaneous permutations of its rows and columns. Those permutations that leave  $I_\Gamma$  unchanged constitute a finite subgroup of  $\Pi_{V_\Gamma}$ . The number of elements of this group is equal to  $S_P(\Gamma)$ . Two graphs  $\Gamma_1$  and  $\Gamma_2$  are topologically equivalent if and only if they have the same number of vertices  $V$ , say, and their respective incidence matrices (with respect to an arbitrary initial labelling of the vertices) satisfy

$$I_{\Gamma_1}^\pi = I_{\Gamma_2}, \quad (54)$$

for some  $\pi \in \Pi_V$ .

During the process of graph generation discussed in the next section, many equivalent graphs will be constructed, but for every equivalence class we have to keep only one graph. To decide whether two graph are equivalent according to (54) will need factorials of permutations to be carried out. This is too expensive for high order

graphs. What is needed is a unique representation of graphs by incidence matrices. Furthermore, the computation of those incidence matrices should be as efficient as possible. Definitely huge factorials have to be avoided.

The representation of graphs by incidence matrices can be made unique if a total order relation on  $M(V \times V)$  is chosen for every  $V$ , and in turn the maximum over all simultaneous permutations of rows and columns is taken. Then, for an arbitrary initial labelling, we get a canonical representation by

$$\hat{I}_\Gamma := \max_{\pi \in \Pi_{V_\Gamma}} I_\Gamma^\pi, \quad (55)$$

and the maximum is with respect to the total order relation. A convenient choice is as follows. Let  $A, B \in M(V \times V)$ . Then

$$A > B \stackrel{\text{DEF}}{\iff} \begin{array}{l} \text{there is } i, j \in \{1, \dots, V\} \text{ with } A(i, j) > B(i, j), \text{ and} \\ A(k, l) = B(k, l) \text{ for all } k = i, l < j \text{ and for all } k < i. \end{array} \quad (56)$$

Still there are huge factorials involved to construct the canonical form of incidence matrices. The breaktie solution here is to introduce an order relations for the vertices of a graph first. Topological properties of the graph are taken into account here, local and less local ones, as we will discuss below. Ordering cannot be complete, at least those vertices need to stay unordered relative to each other whose exchange correspond to a symmetry of the graph. Once the order relation has been chosen, a canonical incidence matrix can be defined by subsequently allowing in (55) only those vertices to be exchanged that stay unordered relative to each other.

For any graph  $\Gamma$  let  $\mathcal{O}$  be an order relation on its set of vertices  $\mathcal{B}_\Gamma$ . For any pair of vertices  $v, w \in \mathcal{B}_\Gamma$ ,  $v \neq w$ , either  $v \overset{\mathcal{O}}{>} w$ ,  $w \overset{\mathcal{O}}{>} v$ , or  $v \overset{\mathcal{O}}{\simeq} w$  if neither  $v \overset{\mathcal{O}}{>} w$  nor  $w \overset{\mathcal{O}}{>} v$ . The enumeration of the vertices then is any one such that  $v_1 \overset{\mathcal{O}}{>} v_2 \overset{\mathcal{O}}{>} v_3 \overset{\mathcal{O}}{>} \dots \overset{\mathcal{O}}{>} v_{V_\Gamma}$ , where  $\overset{\mathcal{O}}{>}$  means  $\overset{\mathcal{O}}{>}$  or  $\overset{\mathcal{O}}{\simeq}$ , leading to some  $I_\Gamma$ . The canonical incidence matrix of  $\Gamma$  then is defined by

$$\hat{I}_\Gamma^\mathcal{O} := \max_{\pi \in \Pi_{V_\Gamma}^\mathcal{O}} I_\Gamma^\pi, \quad (57)$$

with  $\Pi_{V_\Gamma}^\mathcal{O}$  the subset of  $\Pi_{V_\Gamma}$  whose elements correspond to the exchange of those vertices only that stay unordered relative to each other with respect to  $\mathcal{O}$ . Furthermore, the number of permutations  $\pi$  with  $I_\Gamma^\pi = \hat{I}_\Gamma^\mathcal{O}$  is equal to the (partial) symmetry factor  $S_P(\Gamma)$ .

This definition of an incidence matrix satisfies all the above criteria. The particular form depends on the order relation  $\mathcal{O}$ . The expense of ordering vertices is with some power of the number of vertices, much cheaper than factorials.

The heart of the problem is to find an appropriate order relation  $\mathcal{O}$  on the vertices of a graph. The number of remaining permutations of (57) should be as small as possible. Typically it is still some factorial, but smaller than the original one. To some order of the LCE we succeed with a chosen vertex ordering, i.e all the graphs of a particular correlation function can be generated with acceptable costs. With

increasing number of lines, however, the problem of large factorials reappears, and one is forced to extend the order relation. The cardinality of  $\Pi_{V_\Gamma}^\mathcal{O}$  is bounded from below by the partial symmetry number  $S_P(\Gamma)$ . There is much space left towards this ideal case.

For later convenience we introduce the following definition. Let  $\mathcal{O}_i$ ,  $i = 1, \dots, n$ , be order relations on the set of vertices  $\mathcal{B}_\Gamma$  of a graph  $\Gamma$ . Then we define an order relation  $\mathcal{O} = \langle \mathcal{O}_1, \dots, \mathcal{O}_n \rangle$  on  $\mathcal{B}_\Gamma$  as follows. For  $v, w \in \mathcal{B}_\Gamma$ ,  $v$  is called larger than  $w$  with respect to  $\mathcal{O}$ ,  $v \overset{\mathcal{O}}{>} w$ , if there is  $i \in \{1, \dots, n\}$  such that

$$v \overset{\mathcal{O}_i}{>} w \quad (58)$$

and for all  $j < i$

$$v \overset{\mathcal{O}_j}{\simeq} w. \quad (59)$$

If for all  $i \in \{1, \dots, n\}$   $v \overset{\mathcal{O}_j}{\simeq} w$ ,  $v$  and  $w$  stay unordered with respect to  $\mathcal{O}$ ,  $v \overset{\mathcal{O}}{\simeq} w$ . We notice that the order relation  $\mathcal{O}$  depends on the order of the sequence  $\mathcal{O}_1, \dots, \mathcal{O}_n$ .

In connection with the LCE, the first order relation on the vertices is due to Lüscher and Weisz [3]. It takes into account all local properties of the graph in an optimal way. That is, the order number assigned to a vertex  $v$  is based on the connections to its neighbours  $\mathcal{N}(v)$ . Let  $\nu_i(v)$  denote the number of vertices of a graph  $\Gamma$  that have precisely  $i$  lines in common with the vertex  $v$ . Then

$$\mathcal{O}_{LW} = \langle \mathcal{O}_\alpha, \mathcal{O}_\beta \rangle, \quad (60)$$

where for all  $v, w \in \mathcal{B}_\Gamma$ ,

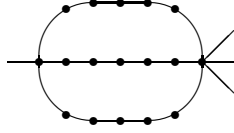
$$v \overset{\mathcal{O}_\alpha}{>} w \iff E(v) > E(w), \quad (61)$$

$$v \overset{\mathcal{O}_\beta}{>} w \iff \text{there is } i \geq 1 \text{ with } \nu_i(v) > \nu_i(w) \text{ and} \\ \nu_j(v) = \nu_j(w) \text{ for all } j > i. \quad (62)$$

By means of this order relation the graphs of the two- and four-point correlations can be generated up to and including the 14th order graphs. This order appears as some natural limit, due to the kind of slowing down mentioned above. As we have discussed in Sect. 1, in order to obtain most accurate quantitative information on critical behaviour from the LCE series, we want to compute them up to the 18th order. In particular we expect to be forced to do so on finite temperature lattices.

The problem that arises becomes clear already by considering the 18th order graph  $\Gamma$  of Fig.1. The original  $17!$  number of permutations to be carried out in order to construct the incidence matrix according to (55) is reduced after  $\mathcal{O}_{LW}$  to  $15!$ , which still is a large number. This is because the graph has a large number of 2-vertices. On the other hand, there are obvious subsets of 2-vertices whose permutations cannot be part of a symmetry. Those vertices should be further distinguished

Figure 1: Motivation for extended vertex ordering. The graph  $\Gamma$  shown has many 2-vertices. They stay unordered relative to each other by the order relation  $\mathcal{O}_{LW}$ .



by the order relation on  $\mathcal{B}_\Gamma$ . For instance, as an immediate criterion we can use the distance of such a vertex along a chain of 2-vertices towards the next non-2-vertex.

Before we discuss the extension of the order relation  $\mathcal{O}_{LW}$ , we notice that for every pair of vertices  $v, w \in \mathcal{B}_\Gamma$  with  $v \in \mathcal{B}_{\Gamma, \text{int}}^{(2)}$ ,  $w \notin \mathcal{B}_{\Gamma, \text{int}}^{(2)}$ , we have either  $v \stackrel{\mathcal{O}_{LW}}{>} w$  or  $w \stackrel{\mathcal{O}_{LW}}{>} v$ . That is,  $\mathcal{O}_{LW}$  separates internal 2-vertices from those that are not. Extension of  $\mathcal{O}_{LW}$  can thus be done for internal 2-vertices and their complement separately.

Henceforth we need the following definition. Let  $\mathcal{V}_1, \mathcal{V}_2 \subseteq \mathcal{B}_\Gamma$  be complementary subsets,  $\mathcal{V}_1 \cap \mathcal{V}_2 = \emptyset$ ,  $\mathcal{V}_1 \cup \mathcal{V}_2 = \mathcal{B}_\Gamma$ , and let  $\mathcal{O}_1$  and  $\mathcal{O}_2$  be order relations defined on  $\mathcal{V}_1$  and  $\mathcal{V}_2$ , respectively. Furthermore, let  $\mathcal{O}_0$  be an order relation on  $\mathcal{B}_\Gamma$  such that for all  $v_1 \in \mathcal{V}_1$ ,  $v_2 \in \mathcal{V}_2$  either  $v_1 \stackrel{\mathcal{O}_0}{>} v_2$  or  $v_2 \stackrel{\mathcal{O}_0}{>} v_1$ . Then we define an order relation  $\mathcal{O} = \langle \mathcal{O}_0, [\mathcal{O}_1, \mathcal{O}_2] \rangle$  as follows. For all  $v, w \in \mathcal{B}_\Gamma$ ,

$$v \stackrel{\mathcal{O}}{>} w \iff \begin{cases} v \stackrel{\mathcal{O}_0}{>} w & , \text{ if } v \in \mathcal{V}_1, w \in \mathcal{V}_2 \text{ or vice versa,} \\ v \stackrel{\mathcal{O}_1}{>} w & , \text{ if } v, w \in \mathcal{V}_1, \\ v \stackrel{\mathcal{O}_2}{>} w & , \text{ if } v, w \in \mathcal{V}_2, \end{cases} \quad (63)$$

where  $\mathcal{O}'_1 = \langle \mathcal{O}_0, \mathcal{O}_1 \rangle$ ,  $\mathcal{O}'_2 = \langle \mathcal{O}_0, \mathcal{O}_2 \rangle$ . If neither  $v \stackrel{\mathcal{O}}{>} w$  nor  $w \stackrel{\mathcal{O}}{>} v$ , we write  $v \stackrel{\mathcal{O}}{\sim} w$ . This can happen only if  $v, w$  both belong to  $\mathcal{V}_1$  or both to  $\mathcal{V}_2$ .

### 3.2 Extended vertex ordering for non-ring graphs.

In the following we restrict attention to connected graphs only. We have to distinguish between ring graphs and their complement, non-ring graphs. By definition, a connected graph  $\Gamma$  is a ring graph if  $\Gamma$  has at least three vertices, and  $\mathcal{B}_\Gamma \neq \mathcal{B}_{\Gamma, \text{int}}^{(2)}$ . That is,  $\Gamma$  has at least one vertex that is not an internal 2-vertex. We discuss extended vertex ordering of non-ring graphs first, the modifications for ring graphs are described afterwards. Let us suppose in this section that  $\Gamma$  is not a ring graph.

We define the order relation  $\mathcal{O}$  used with (57) to define the canonical incidence

matrix by

$$\mathcal{O} = \langle \mathcal{O}_{LW}, [\mathcal{O}_{ni}, \mathcal{O}_{int}] \rangle, \quad (64)$$

where  $\mathcal{O}_{int}$  and  $\mathcal{O}_{ni}$  are convenient order relations on the set of internal 2-vertices and its complement, respectively. As we shall see they can be chosen in such a way that the vertex ordering is considerably enhanced. We are now going to define  $\mathcal{O}_{ni}$  and  $\mathcal{O}_{int}$ .

A path  $p = (w_1, w_2, \dots, w_n)$  is called a 2-chain of  $w_1$  if  $w_2, \dots, w_{n-1} \in \mathcal{B}_{\Gamma, int}^{(2)}$  are mutually distinct. If the last vertex is not an internal 2-vertex,  $w_n \notin \mathcal{B}_{\Gamma, int}^{(2)}$ ,  $p$  is called maximal 2-chain of  $w_1$ . In this case we assign a tripel of two integers and a vertex to  $p$  by

$$\mu(p) = n - 1, \quad (65)$$

$$\lambda(p) = \sum_{i=1}^{n-1} m(w_i, w_{i+1}), \text{ and} \quad (66)$$

$$e(p) = w_n. \quad (67)$$

For any  $v \in \mathcal{B}_{\Gamma, int}^{(2)}$  there are precisely two distinct maximal 2-chains. Let us denote them by  $c_1(v)$  and  $c_2(v)$ . They intersect in  $v$  and possibly the last vertex only. For later use we set

$$\mu(v) = \max_{i=1,2} \mu(c_i). \quad (68)$$

Let  $\mathcal{O}_{non}$  be an order relation on  $\mathcal{B}_{\Gamma} \setminus \mathcal{B}_{\Gamma, int}^{(2)}$ . It induces an order on the maximal 2-chains  $\{c_1(v), c_2(v)\}$  as follows. For  $i, j \in \{1, 2\}$ ,  $i \neq j$ ,

$$\begin{aligned} c_i(v) > c_j(v) \iff & \mu(c_i) < \mu(c_j), \text{ or} \\ & \mu(c_i) = \mu(c_j) \text{ and } \lambda(c_i) > \lambda(c_j), \text{ or} \\ & \mu(c_i) = \mu(c_j) \text{ and } \lambda(c_i) = \lambda(c_j) \text{ and } e(c_i) \stackrel{\mathcal{O}_{non}}{>} e(c_j). \end{aligned} \quad (69)$$

If unique, we choose "short and long chains" by

$$c_s(v) = \max_{i=1,2} c_i(v), \quad (70)$$

$$c_l(v) = \min_{i=1,2} c_i(v). \quad (71)$$

Roughly speaking,  $c_s(v)$  gives a stronger binding of  $v$  to  $e(c_s)$  than  $c_l(v)$  to  $e(c_l)$  (shorter chain, more lines). If neither  $c_1(v) > c_2(v)$  nor  $c_2(v) > c_1(v)$ , we choose any one of the maximal 2-chains as  $c_s(v)$  and the other one as  $c_l(v)$ . This freedom is allowed because all that will be used is the order relation (69). We remark in passing that  $e(c_1)$  and  $e(c_2)$  can be identical.

Finally,  $\mathcal{O}_{non}$  induces through the definition (69) an order relation  $\mathcal{O}_{int}$  on  $\mathcal{B}_{\Gamma, int}^{(2)}$  by  $\mathcal{O}_{int} = \langle \mathcal{O}_{i1}, \mathcal{O}_{i2} \rangle$ , with

$$v \stackrel{\mathcal{O}_{i1}}{>} w \iff c_s(v) > c_s(w), \quad (72)$$

$$v \stackrel{\mathcal{O}_{i2}}{>} w \iff c_l(v) > c_l(w), \quad (73)$$



for all internal 2-vertices  $v, w$ . This is defined once  $\mathcal{O}_{non}$  is fixed. One possibility is to define  $\mathcal{O}_{non}$  as equal to  $\mathcal{O}_{LW}$ . But it appears that only part of the relations lead to considerable enhancement of ordering, other ones in very exceptional cases only. Furthermore, in addition to supplementing the ordering of internal 2-vertices, we also extend the order relations on the other vertices. Possible criteria are properties of attached 2-chains. Let us call such a relation  $\mathcal{O}_{ni}$ . Then we let  $\mathcal{O}_{non} = \langle \mathcal{O}_\alpha, \mathcal{O}_\gamma, \mathcal{O}_\delta, \mathcal{O}_{ni} \rangle$ , where  $\mathcal{O}_\alpha$  is defined by (61), and

$$v \overset{\mathcal{O}_\gamma}{>} w \iff N(v) > N(w), \quad (74)$$

$$v \overset{\mathcal{O}_\delta}{>} w \iff \max_{\nu_k(v) \neq 0} k > \max_{\nu_k(w) \neq 0} k, \quad (75)$$

for all  $v, w \in \mathcal{B}_\Gamma \setminus \mathcal{B}_{\Gamma, int}^{(2)}$ .

All that is left to be done is to define  $\mathcal{O}_{ni}$ . In the first place  $\mathcal{O}_{ni}$  supplements  $\mathcal{O}_{LW}$  for vertices that are not internal 2-vertices. We take into account properties such as the lengths of attached 2-chains, i.e. their number of vertices, and the number of lines thereof. In addition to these direct enhancements we iterate the ordering. That means, having fixed order relations in a particular way, we can impose even more ordering by taking into account order criteria of neighbours. To this end, we define the following numbers. For every  $v \in \mathcal{B}_\Gamma \setminus \mathcal{B}_{\Gamma, int}^{(2)}$ ,

$$d_1(v) = \sum_{w \in \mathcal{N}(v)} E(w), \quad (76)$$

$$d_2(v) = \sum_{\substack{w \in \mathcal{N}(v) \\ w \notin \mathcal{B}_{\Gamma, int}^{(2)}}} N(w), \quad (77)$$

$$d_3(v) = \sum_{\substack{w \in \mathcal{N}(v) \\ w \notin \mathcal{B}_{\Gamma, int}^{(2)}}} 1, \quad (78)$$

$$d_4(v) = \sum_{\substack{w \in \mathcal{N}(v) \\ w \in \mathcal{B}_{\Gamma, int}^{(2)}}} \mu(w), \quad (79)$$

$$d_5(v) = \max_{\substack{w \in \mathcal{N}(v) \\ w \in \mathcal{B}_{\Gamma, int}^{(2)}}} \mu(w). \quad (80)$$

Then the final definition of  $\mathcal{O}_{ni}$  is as follows.

$$\mathcal{O}_{ni} = \langle \mathcal{O}_{ni,1}, \dots, \mathcal{O}_{ni,5} \rangle, \quad (81)$$

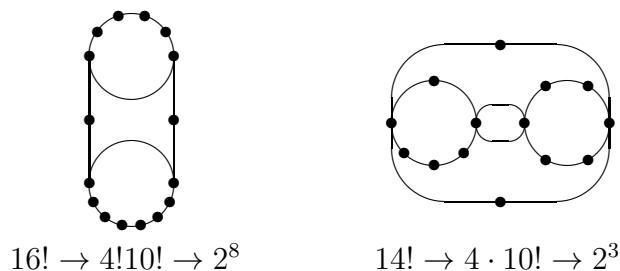
where for all  $k = 1, \dots, 5$  and for all  $v, w \in \mathcal{B}_\Gamma \setminus \mathcal{B}_{\Gamma, int}^{(2)}$ ,

$$v \overset{\mathcal{O}_{ni,k}}{>} w \iff d_k(v) > d_k(w). \quad (82)$$

After all these technical details let us now give some examples. To compute the canonical incidence matrix  $I_\Gamma^\mathcal{O}$  of a graph  $\Gamma$  under consideration, the vertices are

ordered first according to the order relation (64). In turn  $I_\Gamma^\mathcal{O}$  is determined by (57). For the graph of Fig. 1 above there are  $(3!)^5$  permutations left, orders of magnitude less than  $15!$  or even  $17!$ . Two further examples are shown in Fig. 2. Those diagrams belong to the intermediate graph classes out of which the "physical" graphs such as  $\mathcal{S}_k$  and  $\mathcal{Q}_k$  are constructed, as will be discussed in the next section.

Figure 2: Two examples for the efficiency of extended and iterated preordering. The bottom lines below the graphs show the number of permutations left after no preordering at all, preordering according to Lüscher and Weisz, and extended iterated preordering.



### 3.3 Ring graphs.

A special treatment is necessary for those graphs that have internal 2-vertices only. Let  $\Gamma$  be such a ring graph, so that  $\mathcal{B}_\Gamma = \mathcal{B}_{\Gamma, \text{int}}^{(2)}$ . The distinction between internal 2-vertices and those that are not for non-ring graphs is replaced now by identifying so-called symmetric 2-vertices. Such a vertex is defined by the property that with both of its neighbours it has the same number of lines in common. More precisely, a vertex  $v \in \mathcal{B}_\Gamma$  is called a symmetric 2-vertex if there is an integer  $k \in \mathbf{N}$  such that

$$\nu_k(v) = 2. \quad (83)$$

The number  $k$  is denoted by  $c(v)$  (There is at most one such  $k$  for every vertex. For  $l \neq k$ ,  $\nu_l(v) = 0$ ). The set of symmetric 2-vertices is denoted by  $\mathcal{B}_{\Gamma, \text{symm}}$ . A ring graph  $\Gamma$  is called exact if every vertex  $v \in \mathcal{B}_\Gamma$  is a symmetric 2-vertex.

The definitions and constructions of 2-chains, order relations on them and subsequently on internal 2-vertices as discussed in the last section for non-ring graphs can now be translated to ring graphs. The essential step is to replace the notion of internal 2-vertices by symmetric 2-vertices, and similarly for their complements. Some of the notions used to define the order relations above have to be adjusted correspondingly, other ones become dummy. The details are very similar as in the last section. For completeness they are given in the Appendix for non-exact ring graphs.

We are left to define the canonical incidence matrix for exact ring graphs. This is done explicitly. Let  $\Gamma$  be an exact ring graph with  $L$  lines and  $V$  vertices. Then  $V \geq 3$ , and  $\nu = L/V$  is a positive integer. The canonical incidence matrix  $\hat{I}_\Gamma$  is defined as the symmetric  $V \times V$  matrix with the only non-vanishing entries of its right upper triangle being given as follows.

$$\hat{I}_\Gamma(k, k+2) = \nu, \text{ for } k = 1, \dots, V-2, \quad (84)$$

$$\hat{I}_\Gamma(1, 2) = \hat{I}_\Gamma(V-1, V) = \nu. \quad (85)$$

In particular, the diagonal entries are zero. The symmetry number is given by  $S(\Gamma) = 2V \cdot (\nu!)^V$ .

## 4 Generation of graphs and weight computation.

In this section we present and discuss efficient algorithms to generate all the equivalence classes of graphs we are looking for to compute correlation functions and susceptibilities. The central idea is to generate them from base classes of diagrams that are simpler in structure and less in number. These classes should be universal in the sense that the various correlations are generated from the same base classes. The latter have to be provided just once. The actual order by order construction of graphs on the number of lines is essentially done in the simplest class only.

### 4.1 Inheritance tree of graph classes

In Sect.2 we have outlined the way connected correlations and susceptibilities can be built up from 1PI ones. The latter allow for some kind of product representation by 1VI graphs  $\mathcal{S}_k$  and renormalized moments  $\mathcal{Q}_k$ , (46-47). Only those graphs have to be constructed explicitly. The most apparent difference between graphs of  $\mathcal{S}_k$  and  $\mathcal{Q}_k$  is the way they have external lines attached. Every  $\Gamma \in \mathcal{S}_k$  has at least two external vertices, whereas all external lines of any  $\Gamma \in \mathcal{Q}_k$  enter the same vertex.

We generate those diagrams from general 1PI ones with internal lines only by attaching external lines in the various different ways. This is possible because the 1PI property is independent of external lines. Even further simplification arise if we omit multiple lines between vertices. Any 1PI graph with multiple lines can be constructed from a connected graph with single lines only, by multiplying internal lines appropriately. Actually, care is needed here because we have to relax the 1PI property for those simplest graphs.

Fortunately, we can work around this problem. We allow for double lines under special circumstances, still having an acceptably small base class. This design frees us from having to check 1PI properties for more advanced classes during the construction process. Also, graphs do not need to be glued together. We are now going to state our design of graph classes and the sequence of construction mechanism.

Although the description here is in terms of graphs themselves, the implementation on the computer is done in terms of incidence matrices and is more or less straight forward. Let

$$\Gamma = (\mathcal{L}_\Gamma, \mathcal{B}_\Gamma, E_\Gamma, \Phi_\Gamma),$$

be a diagram and  $\mathcal{M} \subseteq \mathcal{L}_\Gamma$  a subset of the lines of  $\Gamma$ . Then we set

$$\Gamma \setminus \mathcal{M} = (\overline{\mathcal{L}}_\Gamma, \mathcal{B}_\Gamma, E_\Gamma, \overline{\Phi}_\Gamma), \quad (86)$$

where  $\overline{\mathcal{L}}_\Gamma = \mathcal{L}_\Gamma \setminus \mathcal{M}$  and  $\overline{\Phi}_\Gamma$  is the incidence relation  $\Phi_\Gamma$  restricted to  $\overline{\mathcal{L}}_\Gamma$ ,

$$\overline{\Phi}_\Gamma = \Phi_\Gamma|_{\overline{\mathcal{L}}_\Gamma}.$$

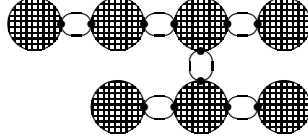
$\Gamma \setminus \mathcal{M}$  is the graph  $\Gamma$  with the lines of  $\mathcal{M}$  omitted. With this notion, the base classes  $\mathcal{P}_1(L)$  for the various numbers of lines  $L$  are defined as follows.

$\mathcal{P}_1(L)$  is the set of graphs  $\Gamma$  that have  $L$  internal lines, no external lines, and are 1PI, i.e.

$$\Gamma \in \mathcal{G}_0^{1\text{PI}}(L). \quad (87)$$

Furthermore, for all pairs of vertices  $v, w \in \mathcal{B}_\Gamma$ , either there is at most one line between  $v$  and  $w$ ,  $m(v, w) \leq 1$ , or  $m(v, w) = 2$  and  $\Gamma \setminus \mathcal{M}(v, w)$  is not connected. Here,  $\mathcal{M}(v, w)$  is the set of lines between  $v$  and  $w$ , as defined by (29).

Figure 3: The structure of the graph class  $\mathcal{P}_1$ . The hatched bubbles represent the reduced components, which are connected by double lines.



Thus, removing any one of a double line between two vertices destroys the 1PI property, removing both disconnects the graph. Fig. 3 shows the typical structure of a graph  $\Gamma \in \mathcal{P}_1(L)$ . Removing all double lines,  $\Gamma$  decomposes into various connected components. The latter are 1PI, and any two vertices have at most one line in common. Those parts are called reduced components. Replacing each reduced component by a single vertex, and every double line of  $\Gamma$  by a single line, the resulting graph is a tree, i.e. it does not have any loop.

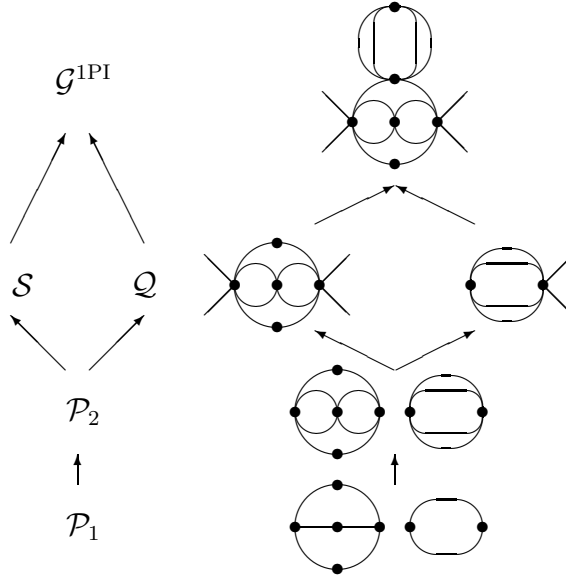
From the  $\mathcal{P}_1$  we derive the next more involved and larger classes  $\mathcal{P}_2(L)$  which still lacks external lines, but have an arbitrary number of lines between their vertices,

$$\mathcal{P}_2(L) = \mathcal{G}_0^{1\text{PI}}. \quad (88)$$

All the graphs of  $\mathcal{P}_2(L)$  are obtained by taking every graph of  $\mathcal{P}_1(L')$  and multiplying its lines in all possible ways, so that in total  $L - L'$  lines are added. This has to be done for every  $2 \leq L' \leq L$  whenever  $L > 0$ . In this way, for every equivalence class of  $\mathcal{P}_2(L)$  there will be at least one graph constructed, i.e.  $\mathcal{P}_2(L)$  is covered. However, many graphs generated in this way are equivalent, and we have to keep track that for every equivalence class only one representant is kept. Fortunately, we don't have to compare a newly generated graph to all prior constructed diagrams. This is due to the fact that two graphs of  $\mathcal{P}_2(L)$  can be equivalent only if they are both generated from the same graph of some  $\mathcal{P}_1(L')$  according to the above rules.

The last step of the graph generation sequence is to generate the 1VI graphs  $\mathcal{S}_k(L)$  and the renormalized moments  $\mathcal{Q}_k(L)$  out of the graphs of  $\mathcal{P}_2(L)$ . This is done by fetching all graphs of  $\mathcal{P}_2(L)$ , and attaching  $k$  external lines in different ways. Attaching all of them to just one vertex generates  $\mathcal{Q}_k(L)$ .

Figure 4: Inheritance tree of graph classes  $\mathcal{P}_1 \rightarrow \mathcal{P}_2 \rightarrow \mathcal{S}$  and  $\mathcal{Q}$ . The right hand side of the figure shows an example construction. Actually, the graphs of  $\mathcal{G}^{\text{1PI}}$  are no more constructed explicitly.



The graphs of  $\mathcal{S}_k(L)$  have at least two external vertices once  $L > 0$ . Furthermore, they have to be 1VI, which restricts the number of possibilities to attach the external lines. To check this property needs one recursive depths first search [11] within the augmented graph. It is obtained by adding one vertex and attaching all external lines to it [9, 12]. This is a very cheap algorithm and can be done before the incidence matrix of the graph is brought to its canonical form. A further simplification arises for the  $O(N)$  scalar models due to the fact that we can restrict  $\mathcal{S}_k$  and  $\mathcal{Q}_k$  to even

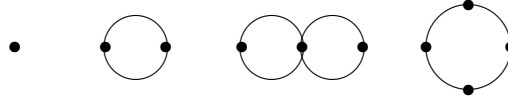
graphs only.

Again, only graphs that are mutually non-equivalent have to be kept. Similar as before, two graphs can be equivalent only if they originate from the same graph of  $\mathcal{P}_2(L)$ .

The generation sequence of the classes is sketched in Fig. 4.

It remains to construct the base classes  $\mathcal{P}_1(L)$ . This is done inductively on  $L$ . We closely follow the proposal of [3], adjusted to the present case. The lowest order graphs are given explicitly,  $\mathcal{P}_1(L)$  for  $L \leq 4$ , as in Fig. 5.

Figure 5: The graphs of  $\mathcal{P}_1(L)$  for all  $L \leq 4$ .



Now suppose that  $L \geq 5$ . Then  $\mathcal{P}_1(L)$  is constructed from  $\mathcal{P}_1(L')$  with  $L' = L - 1, L - 2$  by three rules,

$$\mathcal{P}_1(L - 1) \xrightarrow{R_1} \mathcal{P}_1(L) \quad , \quad \mathcal{P}_1(L - 2) \xrightarrow{R_2, R_3} \mathcal{P}_1(L). \quad (89)$$

They apply to every graph of the respective class and operate separately on every pair of vertices that satisfy appropriate conditions. To state these rules we have to provide some definitions first.

Let  $\Gamma \in \mathcal{P}_1(L)$  for some  $L$ . Then to every vertex  $v \in \mathcal{B}_\Gamma$  we assign

- a parity number  $\eta(v) \in \{-1, +1\}$  in such a way that neighboured vertices have opposite parity. This is unique up to a global sign for  $\Gamma$ , due to the fact that every loop of  $\Gamma$  has an even number of lines.
- a reduced component index  $r(v) \in \{1, 2, \dots, n\}$ , where  $n$  denotes the number of reduced components of  $\Gamma$ . This is done in such a way that vertices that belong to the same reduced component get the same number  $r$  attached. Those numbers are unique up to permutations of  $\{1, \dots, n\}$ .

With these notions, the rules operate as follows.

$R_1$  on  $\Gamma \in \mathcal{P}_1(L - 1)$  and for  $v_1, v_2 \in \mathcal{B}_\Gamma$  with  
 $\eta(v_1) \neq \eta(v_2)$ ,  $m(v_1, v_2) = 0$ ,  $r(v_1) = r(v_2)$ ,  
insert a line between  $v_1$  and  $v_2$ ,

$$\begin{array}{ccc} \bullet & \bullet & \\ v_1 & v_2 & \end{array} \longrightarrow \begin{array}{ccc} \bullet & \text{---} & \bullet \\ v_1 & & v_2 \end{array} . \quad (90)$$

In particular,  $v_1 \neq v_2$ .

$R_2$  on  $\Gamma \in \mathcal{P}_1(L-2)$  and for  $v_1, v_2 \in \mathcal{B}_\Gamma$  with  
 $\eta(v_1) = \eta(v_2)$  (so that  $m(v_1, v_2) = 0$ ),  $r(v_1) = r(v_2)$ ,  
insert a vertex  $w$  and 2 single lines connecting  $w$  to  $v_1$  and to  $v_2$ ,

$$\begin{array}{ccc} \bullet & \bullet & \\ v_1 & v_2 & \end{array} \longrightarrow \begin{array}{ccccc} \bullet & & \bullet & & \bullet \\ v_1 & & w & & v_2 \end{array} . \quad (91)$$

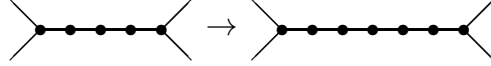
There is no line and there will be no line between  $v_1$  and  $v_2$ .

$R_3$  on  $\Gamma \in \mathcal{P}_1(L-2)$  and for  $v_1, v_2 \in \mathcal{B}_\Gamma$  with  
 $\mathcal{M}(v_1, v_2) \neq \emptyset$ , and at least one vertex has more than 2 lines attached.  
Let  $l \in \mathcal{M}(v_1, v_2)$ . This line  $l$  is replaced by 2 vertices  $w_1, w_2$  and 3 new lines forming a 2-chain  $(v_1, w_1, w_2, v_2)$  of single lines,

$$\begin{array}{ccc} \bullet & \text{---} & \bullet \\ v_1 & & v_2 \end{array} \longrightarrow \begin{array}{cccc} \bullet & \text{---} & \bullet & \text{---} & \bullet & \text{---} & \bullet \\ v_1 & & w_1 & & w_2 & & v_2 \end{array} . \quad (92)$$

Some remarks are in order. For the first two rules, both vertices must belong to the same reduced component, otherwise the class  $\mathcal{P}_1$  would be left. In the 2. case, the two vertices  $v_1$  and  $v_2$  can be equal. In this case a double line is generated, and a new reduced component appears, consisting of a single vertex only.

Figure 6: To a long 2-chain, rule R3 need to be applied only once.



The 3. rule applies also if the line  $l$  belongs to a double line. Obviously, we need to operate only on one of those double lines. Two reduced components melt to a single one in this case. Furthermore, for a 2-chain as in Fig. 6, it is sufficient to operate on the left or right end.

Again we have to check that every newly generated graph provides a new equivalence class. In contrast to the construction of  $\mathcal{P}_2$ ,  $\mathcal{S}$  and  $\mathcal{Q}$  discussed above, we have to compare to all the graphs generated yet (with same number of lines and vertices, of course). But this number is considerably smaller than that of the more involved classes.

Definition and construction mechanism of the intermediate classes is not unique, of course. Our choice and design of the classes differ from those of Lüscher and Weisz [3]. We allow graphs of the base class  $\mathcal{P}_1$  not to be twice connected. This increases its number of graphs, but it is still acceptably small. The major advantage of our approach is that we do not have to glue graphs in any way. The costs increase with minor power with respect to the number of graphs.

## 4.2 Weight computation.

Every graph represents a real number it contributes to a susceptibility, its weight. For the  $O(N)$  scalar models the most laborious parts of it are the computation of both the lattice imbedding number and the  $O(N)$  factors. The other contributing factors are more easily obtained. In particular, the topological symmetry number is computed in the course of the graph generation.

The lattice imbedding number of a connected graph  $\Gamma$  is given by the number of possibilities all its vertices  $v \in \mathcal{B}_\Gamma$  can be placed at lattice sites  $x(v)$  consistent with the topology of  $\Gamma$ . That is, vertices connected by a line have to be placed at nearest neighbour lattice sites. One vertex can be fixed, saving the extensive volume factor. It is the nature of the LCE that no exclusion principle applies, i.e. different vertices can be placed onto the same lattice site.

For the explicit computation of the lattice imbedding number we use the techniques proposed in [3] appropriately generalized. The central idea is to place only those vertices  $v$  explicitly that are not internal 2-vertices,  $v \notin \mathcal{B}_{\Gamma,int}^{(2)}$ . They are connected by maximal 2-chains. The latter are considered as representing random walks of fixed length. Once all  $v \notin \mathcal{B}_{\Gamma,int}^{(2)}$  are put onto the lattice, every 2-chain contributes a factor given by the number of random walks of its length from one end point to the other. Closed analytic expressions can be derived for them. In turn, summation is done over all placements of the  $v \notin \mathcal{B}_{\Gamma,int}^{(2)}$ . The shortest 2-chain between two vertices determines the maximal distance of the lattice sites they can be placed at. On the  $L_0 \times \infty^{D-1}$  lattice  $\Lambda_1$ , the distance is defined by

$$(x, y) = \|x_0 - y_0\|_{L_0} + \sum_{i=1}^{D-1} |x_i - y_i| \quad \text{for } x, y \in \Lambda_1, \quad (93)$$

where

$$\|x_0\|_{L_0} = \inf_{n \in \mathbf{Z}} |x_0 + nL_0| \leq \frac{L_0}{2}. \quad (94)$$

To avoid unefficient trial and error, placing the vertices  $v \notin \mathcal{B}_{\Gamma,int}^{(2)}$  on the lattice is done in fixed order determined by the so-called imbedding preordering. This enumeration is defined as follows. The only vertex chosen to be placed at some fixed lattice site is attached the smallest number 1. All the vertices  $v \notin \mathcal{B}_{\Gamma,int}^{(2)}$  attached to it by a 2-chain, say  $m$  in number, get the numbers  $2, \dots, m+1$  attached, in arbitrary order. In this way we proceed iteratively. Having enumerated a subset of vertices, enumeration is continued with those vertices  $v \notin \mathcal{B}_{\Gamma,int}^{(2)}$  that as yet have not been attached an imbedding preorder number, and that are connected to the subset by a 2-chain. This is done until all  $v \notin \mathcal{B}_{\Gamma,int}^{(2)}$  have got a number. One breadth first search is necessary to obtain this enumeration. The actual placement onto the lattice is done in the order of increasing imbedding preorder number.

Connectivities have to be respected. This is best done by the imbedding preordered incidence matrix  $I_\Gamma^B$ . Its  $(i, j)$ th entry  $I_\Gamma^B(i, j)$  is given by the length of the shortest 2-chain between the vertices  $v_i$  and  $v_j$ , both  $v_i, v_j \notin \mathcal{B}_{\Gamma,int}^{(2)}$ , with respect to



the enumeration just defined. In contrast to the graph construction, we do not have to worry about uniqueness.

Imbedding the graph onto the lattice now proceeds by sweeping over the right upper triangle of  $I_\Gamma^B$  from left to right, top to bottom. Entering a non-zero entry  $I_\Gamma^B(k, l)$  implies either that  $v_l$  has to be placed onto the lattice, or if placed already, verify that

$$(x(v_k), x(v_l)) \leq I_\Gamma^B(k, l). \quad (95)$$

If satisfied, we continue. Otherwise, we re-place  $v_l$  within the appropriate cube

$$(x(v_l), x(v_{l'})) \leq I_\Gamma^B(l, l'), \quad (96)$$

where  $l'$  is the smallest imbedding preorder number such that  $v_l$  and  $v_{l'}$  are connected by a 2-chain. At the same time, all  $v_m$  with  $m > l$  are put off the lattice. A succesful sweep implies that a particular imbedding is found. All the random walk numbers of the 2-chains are multiplied together. Imbedding search continues by moving the latest vertex that can be placed to a position not yet taken within its cube, and proceed as before. If it is the first (fixed) vertex, we are done.

The discussion above concerns the computation of the lattice imbedding number of a single connected graph. Actually, for classes of graphs we don't need to compute all those numbers separately. This is because imbedding numbers do not depend on multiple lines between vertices. Only the nearest neighbour constraint matters. Replacing multiple lines by single lines, many graphs become topologically equivalent and thus have identical imbedding number. To make this working needs canonical ordering and buffering. Further improvement is obtained if no explicit weight factors such as  $g(x, y)$ , (11f), are involved. In this case we do not need to distinguish between internal and external vertices.

The way we have done the computation of the  $O(N)$  factors of a graph  $\Gamma$ , i.e. the summation over all  $O(N)$  symmetry labels attached to the internal lines of  $\Gamma$ , proceeds as follows. All the external lines are connected in pairs by (possibly trivial) paths of lines through the graph. Once all the external lines are paired in a particular way, all the remaining internal lines have to be combined to loops in all possible ways. Every succesfull covering of the lines yield a  $N^M$ , where  $M$  is the number of loops. The sum over all those configurations yields the  $O(N)$  factor of  $\Gamma$ .

Let us make the notions more precise. First of all, to avoid overcounting, we enumerate the external lines. Let  $\Gamma = (\mathcal{L}_\Gamma, \mathcal{B}_\Gamma, E_\Gamma, \Phi_\Gamma)$  be a graph,  $L$  and  $E = \sum_{v \in \mathcal{B}_\Gamma} E_\Gamma(v)$  its number of internal and external lines, respectively. An enumeration of the external lines of  $\Gamma$  is a map

$$\eta : \{1, \dots, E\} \rightarrow \mathcal{B}_{\Gamma, ext} \quad (97)$$

such that for every  $v \in \mathcal{B}_{\Gamma, ext}$ , the set

$$\{i \in \{1, \dots, E\} \mid \eta(i) = v\} \quad (98)$$

has precisely  $E_\Gamma(v)$  elements. In practice, enumeration is done in conformity with canonical ordering. That is, for  $i < j$ ,  $\eta(i) < \eta(j)$  or  $\eta(i) \simeq \eta(j)$ . A pairing of the  $E$  external lines is a set of  $E/2$  pairs

$$\{(e_1, e_{\frac{E}{2}+1}), \dots, (e_{\frac{E}{2}}, e_E)\}, \quad (99)$$

with  $e_1, \dots, e_E \in \{1, \dots, E\}$  mutually distinct. The set of all pairings is denoted by  $\mathcal{P}_\Gamma(E)$ .

A path of lines of  $\Gamma$  is a sequence

$$p = (w_1, l_1, w_2, l_2, \dots, w_{n-1}, l_{n-1}, w_n) \quad (100)$$

with

$$\begin{aligned} w_1, \dots, w_n &\in \mathcal{B}_\Gamma, \\ l_1, \dots, l_{n-1} &\in \mathcal{L}_\Gamma, \text{ mutually distinct,} \\ w_i, w_{i+1} &\in \widehat{\Phi}_\Gamma(l_i), \quad , \quad w_i \neq w_{i+1} \text{ for all } i=1, \dots, n-1. \end{aligned} \quad (101)$$

If  $w_1 = w_n$ ,  $p$  is called a loop of lines. The set of loops of  $\Gamma$  is denoted by  $\mathcal{O}_\Gamma$ . Two path of lines are called disjoint if they don't have any line in common.  $\mathcal{D}_\Gamma$  is the set whose elements are the sets of mutually disjoint paths. Furthermore, the ordered tripel  $(e_1, p, e_2)$  with  $e_1, e_2 \in \{1, \dots, E\}$ ,  $e_1 \neq e_2$  and  $\eta(e_1) = w_1, \eta(e_2) = w_n$ , is called an external path of lines. This does not exclude  $p$  itself to be a loop. For,  $\eta(e_1) = \eta(e_2)$  is not excluded.  $\mathcal{E}_\Gamma$  is the set of all external paths of  $\Gamma$ . Finally, a set of paths  $\{p_1, \dots, p_m\}$ ,  $m \leq L$ , is said to cover  $\Gamma$  if every internal line of  $\Gamma$  belongs to exactly one path.

With these notions, the  $O(N)$  symmetry number of  $\Gamma$  is explicitly given and determined by

$$C(\Gamma) = \sum_{\substack{P \in \mathcal{P}_\Gamma(E), \{p_1, \dots, p_{\frac{E}{2}}\} \in \mathcal{D}_\Gamma \\ (e_i, p_i, e_{\frac{E}{2}+i}) \in \mathcal{E}_\Gamma \text{ for all } (e_i, e_{\frac{E}{2}+i}) \in P, i=1, \dots, \frac{E}{2}}} \sum_{0 \leq M \leq L} \sum_{\substack{q_1, \dots, q_M \in \mathcal{O}_\Gamma \\ \{p_1, \dots, p_{\frac{E}{2}}, q_1, \dots, q_M\} \text{ covers } \Gamma}} N^M. \quad (102)$$

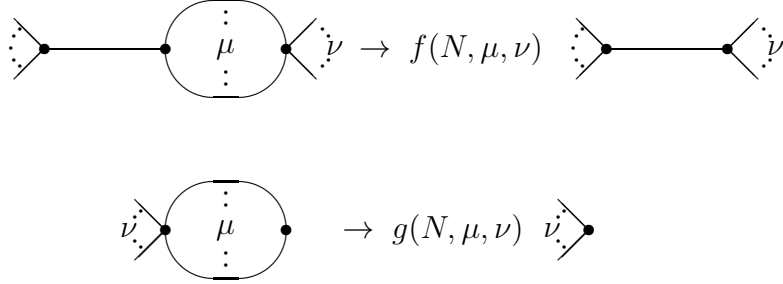
The actual recursive implementation of this formula from left to right is straight forward<sup>3</sup>. Paths and loops are constructed by moving systematically through the graph. Many simplifications can be taken into account for multiple lines between vertices or multiple external lines at the same vertex.

As is the case for the computation of the lattice imbedding numbers, here also we don't have to compute the  $O(N)$  factor for every single graph of a class. The first obvious observation to be made is that the  $O(N)$  number does not depend on the length of 2-chains. All the graphs that become topologically equivalent after shrinking all 2-chains between non 2-vertices to a single line have identical  $O(N)$

---

<sup>3</sup>This is one of the cases where the description of an implementation is more complicated than the implementation itself.

Figure 7: Examples of graph reduction in the course of the computation of the  $O(N)$  symmetry numbers. In the first case, both  $\mu$  and  $\nu$  are odd numbers, and both are even in the second example.



number. Other reductions are applied by explicitly simplifying parts of the diagram that allow for closed computation. Examples are given by Fig. 7. Once a graph  $\Gamma$  has been reduced to a graph  $\tilde{\Gamma}$ , its  $O(N)$  factor  $C(\Gamma)$  is the product of

- the product of all  $f$  and  $g$  obtained during reduction, denoted by  $f_{\Gamma}(N)$ , and
- the  $O(N)$  factor  $\tilde{C}(\Gamma)$  of the reduced graph  $\tilde{\Gamma}$ .

Because many graph by reduction result into the same reduced graph  $\tilde{\Gamma}$ , it is convenient to buffer  $\tilde{\Gamma}$  and  $C(\tilde{\Gamma})$ . When a later graph  $\Gamma'$  of the class satisfies  $\tilde{\Gamma}' = \tilde{\Gamma}$ , then

$$C(\Gamma') = f_{\Gamma'}(N) \cdot C(\tilde{\Gamma}), \quad (103)$$

i.e.  $C(\tilde{\Gamma})$  does not need to be calculated a new.

## 5 Results.

We summarize the methods and the results obtained on susceptibility series for the  $O(N)$  scalar field models on the lattice, as described by the partition function (1)-(4). The lattice is assumed to be of hypercubic geometry, with periodic boundary conditions imposed for those directions in which the extent is finite. Fields at different lattice sites are coupled by nearest neighbour pair interactions of strength  $2\kappa$ .

Susceptibilities are given as power series with respect to the coupling strength  $2\kappa$ , with coefficients depending on the bare coupling constants  $\lambda$ . These series have a non-vanishing radius of convergence. The coefficients are represented as sums over equivalence classes of connected graphs with appropriate weights. The number of internal lines of a diagram is equal to the order of  $2\kappa$  it contributes to.

Table 1: The number of inequivalent graphs as yet generated of the various graph classes defined in the last sections.  $L$  denotes the number of lines. The renormalized moments  $\mathcal{Q}_{2n}$  have the same number of graphs independent of the integer  $n$ . All the graphs are 1PI. Both the renormalized moments and the 1VI graphs  $\mathcal{S}$  are even, i.e. every vertex has an even number of lines attached.

$L$	$\mathcal{P}_1(L)$	$\mathcal{P}_2(L)$	$\mathcal{Q}_2^{\text{ev}}(L)$	$\mathcal{S}_2^{\text{ev}}(L)$	$\mathcal{S}_4^{\text{ev}}(L)$	$\mathcal{S}_6^{\text{ev}}(L)$
0	1	1	1	1	1	1
1	0	0	0	0	0	0
2	1	1	1	0	1	1
3	0	1	0	1	1	2
4	2	3	4	0	4	6
5	0	3	0	2	4	11
6	5	11	15	3	20	46
7	1	16	0	8	27	91
8	15	53	79	9	117	349
9	7	112	0	40	214	837
10	57	354	439	68	815	3140
11	48	953	0	247	1830	8401
12	278	3160	2877	470	6721	31187
13	379	9909	0	1779	17028	90599
14	1647	34457	20507	3937	61653	336582
15	3328	119921	0	14801	170923	1042392
16	12321	439552	161459	35509	621191	3895341
17	31869	1638878	0	135988	1834324	
18	111493	6312209	1376794	350614	5548427	
19	337817	24810845	0	1361878	20967387	

With increasing order, the construction and computation of all the connected graphs of a correlation function or susceptibility becomes manageable only if strict bookkeeping is done. Both the number of graphs and their complexity are considerably reduced by applying partial resummations. The first essential step in this direction is the representation of connected correlations in terms of one-particle irreducible (1PI) ones. The latter are sums of 1PI graphs only and have similar series representations,

$$\chi_E^{\text{1PI}} = \sum_{L \geq 0} a_{E,L}^{\text{1PI}}(\lambda) (2\kappa)^L, \quad (104)$$

and similar for weighted correlations such as

$$\mu_2^{1\text{PI}} = \sum_{L \geq 0} \mu_{2,L}^{1\text{PI}}(\lambda) (2\kappa)^L, \quad (105)$$

cf. (12),(41). For instance, 2-point susceptibilities are related by

$$\chi_2 = \frac{\chi_2^{1\text{PI}}}{1 - (2\kappa)(2D)\chi_2^{1\text{PI}}}, \quad (106)$$

cf. (40f). A further useful reorganization is some kind of product representation of weights in terms of graphs that are in addition one-vertex irreducible, and so-called renormalized moments, the classes  $\mathcal{S}$  and  $\mathcal{Q}$ . It is sufficient to construct the latter ones explicitly. The expensive computation of the weights of graphs must be done for those classes only.

In order to manage diagrams numerically, every equivalence class of graphs is represented by an incidence matrix. This representation is made unique by defining a total order relation on the set of symmetric matrices, and then invoke an appropriate maximization procedure over all simultaneous permutations of rows and columns. Those permutations correspond to different enumeration of vertices. To avoid huge factorials of permutations to be carried out, first of all order relations on vertices are introduced, leading to a preordered incidence matrix. The canonical incidence matrix then is defined by maximizing only over those permutations which exchange vertices that are left unordered relative to each other.

It is at the heart of the construction mechanism to make this representation as efficient as possible. We have to introduce an extraordinary far-going ordering on vertices to obtain all the graphs contributing to the susceptibility series up to 18th order and beyond. The numbers of the graphs as yet generated are listed in Tab. 1. For the  $O(N)$  scalar models, only those graphs have non-vanishing weights that have even number of lines at every vertex. In turn the number of external lines is even as well.

Storage of that many graphs or incidence matrices is as binary words, using a kind of Huffman tree coding mechanism. It is done in such a way that all graphs with same number of internal, external lines and vertices have identical bit lengths. This is most convenient for the many cases graphs have to be compared. What is compared actually are their binary words.

The computation of the weights of the graphs is done as outlined in the last section. The laborious part here consists of the determination of lattice imbedding numbers and  $O(N)$  symmetry factors. In total, two orders increase the number of graphs of the classes considered by a factor of about 10. Increasing complexity implies a total cost factor of about 30-40 to compute two orders more.

Two final problems have to be managed. Vertices contribute to the weights in dependence on the bare coupling constants. In principle, summation of millions of graphs must be done each time a coupling constant changes. Even worse, the weights typically are of comparable size, so we have to be aware of severe roundoff

Table 2: Examples for the number of vertex structures of various graph classes.

$L$	$\mathcal{Q}_2^{\text{ev}}(L)$	$\mathcal{Q}_4^{\text{ev}}(L)$	$\mathcal{S}_2^{\text{ev}}(L)$	$\mathcal{S}_4^{\text{ev}}(L)$	$\mathcal{S}_6^{\text{ev}}(L)$
0	1	1	1	1	1
1	0	0	0	0	0
2	1	1	0	1	1
3	0	0	1	1	2
4	4	4	0	3	4
5	0	0	2	4	8
6	10	11	3	9	14
7	0	0	6	10	20
8	21	27	7	19	29
9	0	0	11	24	42
10	42	50	19	39	60
11	0	0	28	48	81
12	78	102	39	74	110
13	0	0	49	92	147
14	139	173	78	135	198
15	0	0	102	169	259
16	242	312	146	238	338
17	0	0	178	297	
18	408	505	264	404	

errors. The total weight of a graph consists of two factors. The first is a non-negative rational number, itself a product of lattice imbedding number and  $O(N)$  and topological symmetry numbers. The second one comes from the product over the vertices. Every vertex contributes a finite dimensional integral that in most cases can be done numerically only. These integrals alternate in sign with respect to half the number of lines entering the vertex.

We solve the problem of both having to do a huge sum each time the couplings change and the accumulation of roundoff errors by introducing so-called vertex structures. A vertex structure maps a graph onto a multitupel of non-negative integers,

$$\begin{aligned} \mathcal{V} &: \mathcal{G} \rightarrow (\{0, 1, 2, \dots\})^n, \\ \Gamma &\rightarrow (\mu_1, \mu_2, \dots). \end{aligned} \tag{107}$$

Here,  $n$  is an upper bound on the number of the sum of internal and external lines of a graph under consideration, and  $\mu_i$  denotes the number of vertices of the graph  $\Gamma$  that have precisely  $i$  lines entering, i.e. of

$$\{v \in \mathcal{B}_\Gamma \mid l(v) = i\}. \tag{108}$$

The multitupel  $(\mu_1, \mu_2, \dots)$  is called the vertex structure of  $\Gamma$ . For the  $O(N)$  case, only  $\mu_i$  with even  $i$  can be different from zero.

Table 3: Coefficients of susceptibility series for the  $O(4)$  model at  $\lambda_1 = \infty$  and  $\lambda_2 = 0$ , on the  $4 \times \infty^3$  lattice.

$L$	$a_{2,L}^{\text{1PI}}$	$\mu_{2,L}^{\text{1PI}}$	$a_{4,L}^{\text{1PI}}$	$a_{6,L}^{\text{1PI}}$
0	0.25	0	-0.0625	0.078125
1	0	0	0	0
2	-0.125	0	0.1875	-0.6640625000
3	0.01041666667	0.0078125	-0.04166666667	0.2669270833
4	0.01627604167	0	-0.1513671875	1.236368815
5	0.001139322917	0.0004882812500	0.01839192708	-0.3427937826
6	-0.03774685330	0.002115885417	0.1999131944	-2.336894565
7	0.008895534939	0.006170654297	-0.08401557075	1.321710798
8	-0.03999481201	0.004740397135	0.04620615641	0.8677455584
9	0.01268447593	0.009544584486	-0.08312718427	0.5234833748
10	-0.08279821256	0.01060011122	0.3628878114	-5.029520772
11	0.02792425547	0.02405914339	-0.3008789073	5.515860626
12	-0.1571703581	0.02491494020	0.7014666549	-7.989323468
13	0.05760043398	0.05506860056	-0.6772442574	11.90025208
14	-0.3147585986	0.06230568066	1.703826430	-25.49575660
15	0.1235842297	0.1303351125	-1.691767724	36.94182961
16	-0.6430290985	0.1554514202	3.999895232	-70.54713230
17	0.2684262835	0.3123609133	-4.227999178	
18	-1.343451682	0.3887314574	9.417754413	

The advantage of introducing this notion is that the number of different vertex structures is much smaller than the number of topologically inequivalent graphs. Except for factors contributed by the vertices themselves, we sum the (positive) weights of all graphs with the same vertex structure. This yields weights that do no more depend on the bare coupling constants. For instance, in this way, the coefficients of (104) become

$$a_{E,L}^{\text{1PI}}(\lambda) = \sum_{(\mu_1, \mu_2, \dots)} b_{E,L}^{\text{1PI}}(\mu_1, \mu_2, \dots) \cdot \prod_{i \geq 1} \left( \overset{\circ}{v}_i^c(\lambda) \right)^{\mu_i}, \quad (109)$$

where the  $b_{E,L}^{\text{1PI}}$  do not depend on the coupling constants.

Some numbers of vertex structures are listed in Tab. 2. For a given lattice, including dimension and topology, and given symmetry group  $O(N)$ , we don't need to keep all the graphs. Only those vertex structures together with the small set

Table 4: As in Tab. 3, but on the  $6 \times \infty^3$  lattice.

$L$	$a_{2,L}^{\text{1PI}}$	$\mu_{2,L}^{\text{1PI}}$	$a_{4,L}^{\text{1PI}}$	$a_{6,L}^{\text{1PI}}$
0	0.25	0	-0.0625	0.078125
1	0	0	0	0
2	-0.125	0	0.1875	-0.6640625000
3	0.01041666667	0.0078125	-0.04166666667	0.2669270833
4	0.01822916667	0	-0.1562500000	1.263834635
5	0.0006510416667	0.0004882812500	0.02148437500	-0.3728027344
6	-0.03359646267	0.002115885417	0.1898695204	-2.278199090
7	0.007688395182	0.005743408203	-0.07582329644	1.235062069
8	-0.02836252848	0.004374186198	0.004855290166	1.245049212
9	0.009167494597	0.007763120863	-0.05144329777	0.06869500487
10	-0.05681311643	0.008740446303	0.2625076545	-4.044370528
11	0.01901101339	0.01786831712	-0.2090660888	4.051910630
12	-0.1080852959	0.01844869455	0.4873771492	-5.358685469
13	0.03790109259	0.03792749792	-0.4478781738	7.732701464
14	-0.2258664596	0.04196657999	1.260000420	-18.95164927
15	0.08196611346	0.08673188894	-1.145127753	25.74367205
16	-0.4902317790	0.09916992312	3.140756286	-55.14063511
17	0.1833679347	0.2045461221	-2.979792099	
18	-1.094178613	0.2415480079	7.829428325	

of numbers  $b_{E,L}^{\text{1PI}}(\mu_1, \mu_2, \dots)$  are needed for the final evaluation of the LCE series coefficients such as (109), for all values of the coupling constants  $\lambda$ .

As an example of the resulting series we consider the  $O(4)$ -symmetric  $\Phi^4$ -theory, as described by the action (1)-(4), with  $\lambda_1 = \infty$  and  $\lambda_2 = 0$ . The coefficients of the various 1PI susceptibilities are listed in the tables Tab. 3, 4 and 5 for the hypercubic lattices of the sizes  $4 \times \infty^3$ ,  $6 \times \infty^3$  and  $\infty^3$ , respectively.

It appears that the 1PI series are often of better use than the connected ones. For instance, the critical line  $\kappa_c(\lambda_1)$  can be determined as the smallest positive root of

$$\chi_2(\lambda_1)^{-1} = \frac{1 - (2\kappa)(2D)\chi_2^{\text{1PI}}(\lambda_1)}{\chi_2^{\text{1PI}}(\lambda_1)} \quad (110)$$

with significantly better accuracy than from the various ratio and Pade' methods applied to the series of  $\chi_2(\lambda_1)$ .

The four-dimensional finite temperature data yield the following numbers on the standard high temperature critical exponents:



Table 5: As in Tab. 3, but on the 3-dimensional  $\infty^3$  lattice.

$L$	$a_{2,L}^{\text{1PI}}$	$\mu_{2,L}^{\text{1PI}}$	$a_{4,L}^{\text{1PI}}$	$a_{6,L}^{\text{1PI}}$
0	0.25	0	-0.0625	0.078125
1	0	0	0	0
2	-0.09375	0	0.140625	-0.4980468750
3	0.0078125	0.0078125	-0.03125	0.2001953125
4	0.01367187500	0	-0.09472656250	0.7391357422
5	-0.0004882812500	-0.0004882812500	0.01708984375	-0.2545776367
6	-0.008585611979	0.001464843750	0.06603190104	-0.8673782349
7	0.001572672526	0.001572672526	-0.02043457031	0.3948656718
8	0.0003199259440	0.001302083333	-0.02937910292	0.6583463351
9	0.0001472897000	0.0005287594265	0.007233217027	-0.3005849621
10	-0.001710902320	0.0008281707764	0.02126218503	-0.5705569410
11	0.0005031175714	0.0009918579980	-0.01068644069	0.3722756644
12	-0.0007259439854	0.0008832578306	-0.002698613418	0.2289861101
13	0.0002879108938	0.0008595423960	-0.001406942080	-0.1410064280
14	-0.0007758281759	0.0008468480700	0.007465842599	-0.1955813214
15	0.0002983264770	0.0008996308209	-0.004516607350	0.2479154031
16	-0.0005740168913	0.0008895557789	0.005824725792	-0.3629113447
17	0.0002457315931	0.0008854585355	-0.01304684165	
18	-0.0006825215700	0.0008996335601	0.003926643743	

$$\begin{aligned}
\gamma &= 1.443(25), \\
\nu &= 0.735(11), \\
\eta &= 0.035(28),
\end{aligned} \tag{111}$$

whereas the three-dimensional series yield

$$\begin{aligned}
\gamma &= 1.449(16), \\
\nu &= 0.735(8), \\
\eta &= 0.029(17).
\end{aligned} \tag{112}$$

Derivation and discussion of the above exponents as well as other critical data and the presentation of the methods used will be given elsewhere. Our aim here was to present those techniques that are capable of pushing the linked cluster expansion series towards very high orders, in such a way that details on critical behaviour can be obtained, even on asymmetric (finite temperature) lattices.

## Acknowledgement

Part of this work was done during my stay at CERN as Scientific Associate. I am indebted to A. Pordt for providing the convergence proof of LCE series prior to publication.

## 6 Extended vertex ordering for non-exact ring graphs.

In this appendix we list the notions needed to define the order relation  $\mathcal{O}$  of (57) for the vertices of a non-exact ring graph, as announced in subsection 3.3. Essentially, the notion of an internal 2-vertex is to be replaced by symmetric 2-vertex.

Hence let  $\Gamma$  be a non-exact ring graph. We define

$$\mathcal{O} = < \mathcal{O}_{LW}, [\mathcal{O}_{ns}, \mathcal{O}_{symm}] > . \quad (113)$$

$\mathcal{O}_{symm}$  is an order relation on  $\mathcal{B}_{\Gamma, symm}^{(2)}$ , the set of symmetric 2-vertices of  $\Gamma$ , and  $\mathcal{O}_{ns}$  an order relation on  $\mathcal{B}_{\Gamma} \setminus \mathcal{B}_{\Gamma, symm}^{(2)}$ . They are defined along the following lines.

A symmetric 2-chain of  $v \in \mathcal{B}_{\Gamma, symm}^{(2)}$  is a path  $p = (w_1, w_2, \dots, w_n)$  with  $w_1 = v$  and  $w_2, \dots, w_{n-1} \in \mathcal{B}_{\Gamma, symm}^{(2)}$  mutually distinct vertices. If the last vertex is not a symmetric 2-vertex,  $w_n \notin \mathcal{B}_{\Gamma, symm}^{(2)}$ ,  $p$  is called maximal symmetric 2-chain of  $v$ . If  $v \in \mathcal{B}_{\Gamma, symm}^{(2)}$ , we assign a tripl of two integers and a vertex to  $p$  by

$$\mu(p) = n - 1, \quad (114)$$

$$\lambda(p) = c(v), \quad \text{and} \quad (115)$$

$$e(p) = w_n. \quad (116)$$

Every  $v \in \mathcal{B}_{\Gamma, symm}^{(2)}$  has precisely two distinct maximal symmetric 2-chains. We denote them by  $c_1(v)$  and  $c_2(v)$ . They intersect in  $v$  and possibly the last vertex only. Furthermore we set

$$\mu_{symm}(v) = \max_{i=1,2} \mu(c_i). \quad (117)$$

Let  $\mathcal{O}'_{non}$  be the order relation on  $\mathcal{B}_{\Gamma} \setminus \mathcal{B}_{\Gamma, symm}^{(2)}$ , defined by  $\mathcal{O}'_{non} = < \mathcal{O}_{\delta}, \mathcal{O}_{ns} >$ , where

$$v \overset{\mathcal{O}_{\delta}}{>} w \iff \max_{\nu_k(v) \neq 0} k > \max_{\nu_k(w) \neq 0} k, \quad (118)$$

for all  $v, w \in \mathcal{B}_{\Gamma} \setminus \mathcal{B}_{\Gamma, symm}^{(2)}$ . It induces an order on the maximal symmetric 2-chains  $\{c_1(v), c_2(v)\}$  by

$$\begin{aligned} c_i(v) > c_j(v) \iff & \mu(c_i) < \mu(c_j) , \text{ or} \\ & \mu(c_i) = \mu(c_j) \text{ and } \lambda(c_i) > \lambda(c_j) , \text{ or} \\ & \mu(c_i) = \mu(c_j) \text{ and } \lambda(c_i) = \lambda(c_j) \text{ and } e(c_i) \overset{\mathcal{O}'_{non}}{>} e(c_j). \end{aligned} \quad (119)$$

If unique, we choose "short and long chains" by

$$\begin{aligned} c_s(v) &= \max_{i=1,2} c_i(v), \\ c_l(v) &= \min_{i=1,2} c_i(v). \end{aligned} \quad (120)$$

If neither  $c_1(v) > c_2(v)$  nor  $c_2(v) > c_1(v)$ , we choose any one of the maximal symmetric 2-chains as  $c_s(v)$  and the other one as  $c_l(v)$ . Again, this freedom is allowed because all that will be used is the order relation (119).

$\mathcal{O}'_{non}$  induces through (120) an order relation  $\mathcal{O}_{symm}$  on  $\mathcal{B}_{\Gamma,symm}^{(2)}$  by  $\mathcal{O}_{symm} = < \mathcal{O}_{i1}, \mathcal{O}_{i2} >$ , with

$$v \overset{\mathcal{O}_{i1}}{>} w \iff c_s(v) > c_s(w), \quad (121)$$

$$v \overset{\mathcal{O}_{i2}}{>} w \iff c_l(v) > c_l(w), \quad (122)$$

for all symmetric 2-vertices  $v, w$ . Finally,  $\mathcal{O}_{ns}$  is defined as follows. With

$$s_1(v) = \sum_{\substack{w \in \mathcal{N}(v) \\ w \in \mathcal{B}_{\Gamma,symm}^{(2)}}} \mu_{symm}(w), \quad (123)$$

$$s_2(v) = \max_{\substack{w \in \mathcal{N}(v) \\ w \in \mathcal{B}_{\Gamma,symm}^{(2)}}} \mu_{symm}(w), \quad (124)$$

for every  $v \notin \mathcal{B}_{\Gamma,symm}^{(2)}$ , we set  $\mathcal{O}_{ns} = < \mathcal{O}_{ns,1}, \mathcal{O}_{ns,2} >$ , where

$$v \overset{\mathcal{O}_{ns,k}}{>} w \iff s_k(v) > s_k(w), \quad (125)$$

for  $k = 1, 2$  and for all  $v, w \in \mathcal{B}_{\Gamma} \setminus \mathcal{B}_{\Gamma,symm}^{(2)}$ .

## References

- [1] M. Wortis, "Linked cluster expansion", in Phase transition and critical phenomena, vol.3, eds. C. Domb and M.S. Green (Academic Press, London 1974).
- [2] C. Itzykson, J.-M. Drouffe, "Statistical field theory", vol.2, Cambridge University Press, 1989.
- [3] M. Lüscher, P. Weisz, Nucl. Phys. **B300**[FS22] (1988) 325.
- [4] M. Lüscher, P. Weisz, Nucl. Phys. **B290**[FS20] (1987) 25.
- [5] M. Lüscher, P. Weisz, Nucl. Phys. **B295**[FS21] (1988) 65.
- [6] A. Pordt, private communication, to be published.

- [7] D.S. Gaunt, A.J. Guttmann, "Asymptotic analysis of coefficients", in Phase transition and critical phenomena, vol.3, eds. C. Domb and M.S. Green (Academic Press,London 1974).
- [8] N. Nakanishi, "Graph theory and Feynman integrals", Gordon and Breach, New York 1971.
- [9] T. Reisz, Comm. Math. Phys. **117** (1988) 79.
- [10] J.K. Mehlhorn, "Data structures and algorithms 2: Graph algorithms and NP-Completeness", Springer Press, 1984.
- [11] R. Sedgewick, "Algorithms", second edition, Addison-Wesley, 1992.
- [12] J. H. Lowenstein, Comm. Math. Phys. **47** (1976) 53.