

Observation of String Breaking in QCD

Gunnar S. Bali,^{1,*} Hartmut Neff,^{2,†} Thomas Düssel,^{3,‡} Thomas Lippert,^{3,§} and Klaus Schilling^{4,¶}
(SESAM Collaboration)

¹*Department of Physics & Astronomy, The University of Glasgow, Glasgow G12 8QQ, Scotland*

²*Center for Computational Science, Boston University, 3 Cummington St, Boston MA02215, USA*

³*John von Neumann Institute for Computing, Forschungszentrum Jülich, D-52425 Jülich, Germany*

⁴*Fachbereich Physik, Bergische Universität Wuppertal, Gaußstraße, D-42097 Wuppertal, Germany*
(Dated: November 30, 2021)

We numerically investigate the transition of the static quark-antiquark string into a static-light meson-antimeson system. Improving noise reduction techniques, we are able to resolve the signature of string breaking dynamics for $n_f = 2$ lattice QCD at zero temperature. This result can be related to properties of quarkonium systems. We also study short-distance interactions between two static-light mesons.

PACS numbers: 12.38.Gc, 12.38.Aw, 12.39.Pn, 12.39.Jh

I. INTRODUCTION

Sea quarks are an important ingredient of strong interaction dynamics. In the framework of quantum chromodynamics, however, quantitative calculations of their effects on hadron phenomenology have proven to be notoriously difficult, unless one resorts to approximations based on additional model assumptions. Nevertheless, the *ab initio* approach of lattice gauge theory towards the sea quark problem has shown steady progress over the past decade: recently the η' -problem has been tackled successfully on the lattice [1, 2, 3] where sea quarks induce the axial anomaly in the sense of the Witten-Veneziano mechanism [4, 5].

Another example is the strong decay of hadrons through light quark-antiquark pair creation, for instance the transition from a colour string configuration between two static colour sources, $\bar{Q}Q$, into a pair of static-light mesons, $B\bar{B}$. This colour string breaking, which we address in this paper, is expected to occur as soon as the colour source-sink separation, r , exceeds a certain threshold value, $r_c > 1$ fm.

In lattice simulations this behaviour has been investigated in four dimensional QCD at zero temperature T with sea quarks [6, 7, 8, 9, 10, 11, 12] as well as in QCD₃ [14]. However, these studies lacked compelling evidence of string breaking¹. This failure is due to problems like: (i) String breaking investigations only make sense in a full QCD setting with large ensemble sizes. (ii) String breaking occurs at distances beyond 1 fm, a regime with a poor signal-to-noise ratio. (iii) The poor overlap of the $\bar{Q}Q$ creation operator with the large-distance $B\bar{B}$ ground

state.

This last problem necessitates to resolve the signal at huge Euclidean times t , unless one bases the investigation on a 2×2 correlation matrix, whose additional elements include the insertion of light quark propagators into the standard Wilson loop [7, 10, 11, 12]. Such quark insertions require propagators from any source to any sink position (“all-to-all propagators”), in order to enable the exploitation of translational invariance for error reduction (self averaging).

For QCD with n_f mass-degenerate sea quark flavours this correlation matrix takes the form,

$$C(t) = \begin{pmatrix} C_{QQ}(t) & C_{QB}(t) \\ C_{BQ}(t) & C_{BB}(t) \end{pmatrix} = e^{-2m_Q t} \begin{pmatrix} \boxed{} & \sqrt{n_f} \boxed{} \\ \sqrt{n_f} \boxed{} & -n_f \boxed{} + \boxed{} \end{pmatrix}, \quad (1)$$

where the straight lines denote gauge transporters and the wiggly lines represent light quark propagators². We refer to the difference between the physical eigenstates and the $\bar{Q}Q$ and $B\bar{B}$ basis as “mixing”. Such mixing should manifest itself “explicitly”, by non-vanishing off-diagonal matrix elements, relative to the diagonal matrix elements, and “implicitly”. The latter refers either to the Wilson loop $C_{QQ}(t)$ decaying into the mass of the (dominantly) $B\bar{B}$ state for $r > r_c$ or to a decay of $C_{BB}(t)$ towards the $\bar{Q}Q$ mass for $r < r_c$, as $t \rightarrow \infty$. Implicit mixing is much harder to detect than explicit mixing.

In the quenched approximation baryon and antibaryon numbers are separately conserved and the $\bar{Q}Q$ and $B\bar{B}$ sectors are mutually orthogonal. By definition, n_f vanishes and there will be no mixing. This does not

*Electronic address: g.bali@physics.gla.ac.uk

†Electronic address: hneff@buphy.bu.edu

‡Electronic address: th.duessel@fz-juelich.de

§Electronic address: th.lippert@fz-juelich.de

¶Electronic address: schillin@theorie.physik.uni-wuppertal.de

¹ The $T > 0$ situation appears to be more favourable [13].

² Details of this expression will be discussed in Sec. II below.

mean however, that the matrix elements accompanying the explicit n_f - and $\sqrt{n_f}$ -factors are necessarily *zero*.

So far string breaking has been verified in the following cases: in $SU(2)$ gauge theory with a fundamental scalar field in three dimensions [15] and in four dimensions [16, 17, 18] as well as for the $SU(2)$ potential between adjoint sources (screened by the gluons) in three dimensions [19, 20, 21, 22] and in four dimensions [23, 24]. However, in only one of these studies [22], and in a recent simulation of the 3d \mathbb{Z}_2 -Higgs model [25], *implicit* string breaking has been convincingly demonstrated.

Let us recall the signature of string breaking: without mixing, the $\overline{Q}Q$ and the $B\overline{B}$ are QCD eigenstates and will undergo a plain level crossing (with minimal energy gap $\Delta E_c = 0$), at a certain critical distance r_c . Simulations with $n_f = 0$ show exactly this behaviour. In contrast, with $q\overline{q}$ creation/annihilation switched on, the Fock states will undergo sizeable mixing in the neighbourhood of r_c . The minimal energy gap ΔE_c between the two eigenstates will grow with the spatial width of the mixing region.

The transition rate between $\overline{Q}Q$ and $B\overline{B}$ states is given by the (normalized) time derivative of the off-diagonal matrix element, $g = [dC_{QB}(t)/dt]_{t=0}[C_{BB}(0)C_{QQ}(0)]^{-1/2}$. From a string picture as well as from strong coupling arguments one would expect a more pronounced mixing in larger space-time dimensions d . Therefore, the size of the energy gap within the string breaking region should increase as one goes from $d = 3$ to $d = 4$. In the large N_c limit we find, $g \propto \sqrt{n_f/N_c}$, for the potential between fundamental sources, screened by n_f flavours of fundamental scalar or quark fields. For the breaking of the adjoint potential this translates into, $g \propto 1/N_c$.

The figures of Refs. [20, 21] for the adjoint string in 3d $SU(2)$ gauge theory suggest the following upper limits for the size of the energy gap, expressed in units of the string breaking distance: $\Delta E_c r_c < 0.45$ and $\Delta E_c r_c < 0.75$, respectively. In 4d $SU(2)$ gauge theory one finds, $\Delta E_c r_c < 0.6$ [23], whereas Refs. [15, 18] show that the fundamental 3d $SU(2)$ string, screened by a scalar field, satisfies $\Delta E_c r_c < 0.35$ and $\Delta E_c r_c < 0.65$, respectively. In all these cases either the spatial resolution of the string breaking region was too coarse or the statistical errors were too large to allow for the determination of a lower bound.

Based on the qualitative n_f , N_c and d -dependencies discussed above, we expect the $n_f = 2$ QCD energy gap to be somewhat bigger than the gaps quoted for the toy model studies. From this reasoning we would aim at an error of $\Delta E_c r_c$, smaller than 0.1. To meet this constraint, we require a distance resolution in the string breaking region of $\Delta r < 0.1/(\sigma r_c) \approx 0.02 r_c \approx 0.025$ fm, where σ denotes the string tension. We will find, $\Delta E_c r_c = 0.33(5)$.

In order to achieve the required precision, we apply a fourfold arsenal of critical improvements, within the 2×2 correlation matrix setting:

Ground state overlaps. It is essential to achieve a large overlap between the trial wavefunctions and the respective physical ground states. This enhances the signal since it will decay less rapidly with Euclidean time. Moreover, the large t asymptotics will be reached at smaller temporal distances, further reducing the noise/signal ratio. To this end we employ combinations of APE and Wuppertal smearing techniques (see Sec. III B).

Wilson loops. The Wilson loop signal $C_{QQ}(t)$ can be further enhanced by using an improved fat link static action. In this way, the relative errors of the Wilson loop data are reduced by factors of about *five* (see Sec. III B).

Quark propagators. The generalized Wilson loops of Eq. (1) require the computation of all-to-all light quark propagators if we wish to fully exploit self averaging. Direct inversion of the Wilson Dirac matrix M would be computationally prohibitive. Therefore, we approximate M^{-1} by the lowest lying eigenvectors of $\gamma_5 M$ using the truncated eigenmode approach (TEA) [26], together with a stochastic estimation (SET, see e.g. the review [27]) in the orthogonal subspace. Moreover, we apply a “hopping parameter acceleration” (HPA) for variance reduction. This further reduces the errors of the disconnected contribution to C_{BB} by factors of about *three* (see Sec. III C).

Distance resolution. In order to avoid finite size effects and to achieve a fine distance resolution of the string breaking region, we employ a large set of off-axis distances (see Sec. III A).

With these methods we are able to demonstrate compelling evidence, both for explicit mixing and for string breaking in full QCD, as well as for implicit mixing within $C_{BB}(t)$ for $r < r_c$. We find the breaking of the quark antiquark string to occur at a distance $r_c \approx 15 a \approx 2.5 r_0 \approx 1.25$ fm, in units of $r_0 \approx 0.5$ fm [28, 29].

Note that our study should be viewed as exploratory since we restrict ourselves to *one* value of the sea quark mass (slightly below the physical strange quark mass), at *one* lattice spacing. For details on our simulation parameters, see Sec. III A.

The paper is organized as follows: in Sec. II we discuss the mixing problem in detail. The notation used within Eq. (1) will be defined. We describe the combined application of TEA, SET and HPA for the calculation of all-to-all propagators in Sec. III. In Sec. IV we discuss theoretical expectations for the individual matrix elements and check these against our data. In Sec. V, we present and interpret our main result, string breaking in QCD, as well as the short-distance interactions between two static-light mesons with isospin $I = 0$ and $I = 1$. We comment on the phenomenological implications in Sec. VI.

In view of the length of this paper, we kept the sections as self-contained as possible. For instance, the reader who is less interested in the technical aspects of the study can safely skip Sec. III altogether and concentrate on Secs. V and VI.

II. THE MIXING PROBLEM

Let us consider a system with a heavy quark Q and a heavy antiquark \bar{Q} in the static approximation, with separation $r = |\mathbf{R}|/a$, where a denotes the lattice spacing and \mathbf{R} is an integer valued three-vector. We restrict our discussion to the Σ_g^+ ground state of the static system, with cylindrical symmetry.

Without sea quarks, the energy of this static-static system will linearly diverge with r [30, 31, 32] as $r \rightarrow \infty$. In the presence of sea quarks, however, there will be some critical “string breaking” distance r_c : when r exceeds r_c , the mass of a system containing two static-light mesons, which we shall call B and \bar{B} , separated by r , will become energetically favoured. The static $\bar{Q}Q$ potential will exhibit screening and saturate towards about twice the mass of the B meson.

A full investigation of this phenomenon requires the study of the Green functions that correspond to the propagation of the $\bar{Q}Q$ and $B\bar{B}$ systems as well as of the transition element between these two states. We start by defining our notations and discussing the symmetries of the problem, before we display the relevant Green functions.

A. Definitions and representations

The Euclidean Dirac equation in the static limit,

$$(D_4\gamma_4 + m_Q)|Q\rangle = 0, \quad (2)$$

yields the propagators of static quark and antiquark:

$$\begin{aligned} Q_y \bar{Q}_x &= \langle y|Q\rangle \langle Q|\gamma_4|x\rangle \\ &= \delta_{\mathbf{xy}} U_{\mathbf{x}}(y_4, x_4) e^{-m_Q(y_4 - x_4)} P_+, \end{aligned} \quad (3)$$

$$\begin{aligned} \bar{Q}_y^\dagger Q_x^\dagger &= \langle y|\bar{Q}\rangle \langle \bar{Q}|\gamma_4|x\rangle \\ &= \delta_{\mathbf{xy}} U_{\mathbf{x}}^\dagger(y_4, x_4) e^{-m_Q(y_4 - x_4)} P_-, \end{aligned} \quad (4)$$

where $y_4 \geq x_4$ and,

$$P_\pm = \frac{1 \pm \gamma_4}{2}, \quad (5)$$

are projectors onto the upper and lower two Dirac components. $U_{\mathbf{x}}(y_4, x_4) \in SU(3)$ denotes a lattice discretization of the Schwinger line, connecting (\mathbf{x}, x_4) with (\mathbf{x}, y_4) :

$$U_{\mathbf{x}}(y_4, x_4) \simeq T \exp \left\{ ig \int_{x_4}^{y_4} dt A_4(\mathbf{x}, t) \right\}. \quad (6)$$

T denotes the time ordering operator. We use the convention $\langle x|Q\rangle = Q_x$ and $\langle Q|x\rangle = Q_x^\dagger$, *i.e.* $\bar{Q}_x = \langle Q|\gamma_4|x\rangle$.

$m_Q(a)$ in Eqs. (3) and (5) above is the heavy quark mass in a lattice scheme³. We define the light quark Dirac operator,

$$M = (|q\rangle \langle q|\gamma_4)^{-1} = D_\mu \gamma_\mu + m. \quad (7)$$

We use Wilson fermions throughout the paper:

$$\begin{aligned} M_{xy} &= \delta_{xy} - \kappa \sum_{\mu=1}^4 [(1 - \gamma_\mu) U_{x,\mu} \delta_{x+a\hat{\mu},y} \\ &\quad + (1 + \gamma_\mu) U_{x,-\mu} \delta_{x-a\hat{\mu},y}]. \end{aligned} \quad (8)$$

As usual, the quark fields have been rescaled by factors $\sqrt{2\kappa}$ where $\kappa = (8 + 2ma)^{-1}$ in the free field case and in general, $\kappa(m=0) = \kappa_c \geq 1/8$. $U_{x,\mu}$ denotes an $SU(3)$ gauge field and $U_{x,-\mu} = U_{x-a\hat{\mu},\mu}^\dagger$, $M^\dagger = \gamma_5 M \gamma_5$.

We define a gauge transporter $V_t(\mathbf{y}, \mathbf{x}) \in SU(3)$, connecting the point (\mathbf{x}, t) with (\mathbf{y}, t) . This is to be taken local in time and rotationally symmetric about the shortest connection. The properties under local gauge transformations $\Omega_x \in SU(3)$ are:

$$Q_x \mapsto \Omega_x Q_x, \quad \bar{Q}_x \mapsto \bar{Q}_x \Omega_x^\dagger, \quad (9)$$

$$V_t(\mathbf{y}, \mathbf{x}) \mapsto \Omega_{(\mathbf{y},t)} V_t(\mathbf{y}, \mathbf{x}) \Omega_{(\mathbf{x},t)}^\dagger, \quad (10)$$

which implies that the combination,

$$Q_t(\mathbf{y}, \mathbf{x}) = \bar{Q}_{(\mathbf{y},t)} \frac{\boldsymbol{\gamma} \cdot \mathbf{r}}{r} V_t(\mathbf{y}, \mathbf{x}) Q_{(\mathbf{x},t)}, \quad (11)$$

is a colour singlet.

The spins of \bar{Q} and Q can either couple symmetrically or anti-symmetrically. The first situation is represented by $\boldsymbol{\gamma} \cdot \mathbf{r}/r$ in Eq. (11) (total spin $S=1$), the latter choice corresponds to the replacement, $\boldsymbol{\gamma} \cdot \mathbf{r}/r \mapsto \gamma_5$, within Eq. (11) ($S=0$), see also Ref. [35].

The relevant symmetry group is not $O(3) \otimes \mathcal{C}$ but its cylindrical subgroup $D_{\infty h}$. On the lattice this reduces to D_{4h} . Nevertheless, we will use the continuum expressions, as the “latticeization” is straight forward in this case [36, 37]. The irreducible representations of $D_{\infty h}$ are conventionally labelled by the spin along the axis, Λ , where Σ, Π, Δ refer to $\Lambda = 0, 1, 2$, respectively, with a subscript $\eta = g$ for $\mathcal{CP} = +$ (gerade, even) or $\eta = u$ for $\mathcal{CP} = -$ (ungerade, odd) transformation properties. Parity \mathcal{P} or charge \mathcal{C} alone are not “good” quantum numbers.

³ m_Q contains a power term in the inverse lattice spacing a^{-1} , $\delta m \propto \alpha_L/a + \dots$, where $\alpha_L = g^2/(4\pi)$ is the strong coupling parameter in the lattice scheme. This term (that diverges in the continuum limit $a \rightarrow 0$) cancels against a similar contribution from $U_{\mathbf{x}}(t_2, t_1)$. We shall also refer to this contribution as the “self-energy” associated with the static propagator. Note that factorising $m_Q(a)$ into pole mass and self-energy introduces a renormalon ambiguity, see e.g. [33, 34].

The Σ representations carry, in addition to the η quantum number, an \mathcal{R} parity with respect to reflections on a plane that includes the two endpoints. This results in an additional \pm superscript. The symmetric spin combination Eq. (11), when combined with a symmetric gluonic string V_i , lies within the Σ_g^+ ground state representation while the antisymmetric spin-combination, $\gamma \cdot \mathbf{r}/r \mapsto \gamma_5$ corresponds to Σ_u^- . These two representations yield degenerate energy levels, since both are calculated from one and the same Wilson loop⁴.

Once mass corrections are added to the static limit, the full $O(3) \otimes \mathcal{C}$ symmetry becomes restored. The Σ_g^+ representation is contained within the $J^{PC} = 0^{++}, 1^{--}, 2^{++}, \dots$ sectors of this bigger symmetry group while Σ_u^- corresponds to $J^{PC} = 0^{-+}, 1^{+-}, \dots$. Within the two-quark sector, the 1^{--} and 0^{-+} states form the respective (mass-degenerate) ground states since the other quantum numbers require angular momentum $L > 0$ or non-trivial gluonic excitations.

B. The elements of the correlation matrix

We consider n_f mass-degenerate flavours of light quarks q^i , $i = 1, \dots, n_f$. Let B_i be the B -meson with

⁴ The labelling is somewhat different if we start from scalar rather than from fermionic static sources. In this case the ground state Σ_g^+ potential is not accompanied by any other mass-degenerate states and Σ_u^- would label a non-trivial gluonic excitation.

⁵ One can also work out the correlation matrix elements, starting from two vector states. Another possibility would be to probe

light quark flavour i . For simplicity we label the $\bar{Q}_r Q_0$ string creation operator as \mathcal{Q} and the $B_{i,r} \bar{B}_{i,0}$ operators as $\mathcal{B}_i = \mathcal{B}_{ii}$. We suppress the distance \mathbf{r} for ease of notation. We define the (unnormalized) states,

$$|Q\rangle = \mathcal{Q}|0\rangle, \quad |B_i\rangle = \mathcal{B}_i|0\rangle. \quad (12)$$

In what follows, $|Q\rangle$ will always denote this $\bar{Q}Q$ state and should not be confused with the static quark spinor of the same name within Eqs. (2) – (5). The lightest static-light meson has light quark $J^P = \frac{1}{2}^-$, see e.g. [38] and references therein. Combining this with the heavy quark spin leads to mass-degenerate pseudoscalar and vector states. Two of these pseudoscalars/vectors combined have $\mathcal{CP} = +$ and fall into the Σ_g^+ representation (in the vector case the spins have to be anti-aligned accordingly, to yield $J_z = 0$). For concreteness we shall choose⁵, $B_i = \bar{Q}\gamma_5 q^i$. We are now in the position to display the three Green functions that are relevant to our problem. For the time evolution of the $\bar{Q}Q$ state this reads:

the Σ_u^- sector with an antisymmetric combination of vector and pseudoscalar B states. As it should be, all these starting points yield identical Green functions (with the exception of $r = 0$), in the infinite quark mass limit.

$$\begin{aligned} \langle Q | \mathcal{T}^\tau | Q \rangle_U &= \left\langle 0 \left| T \left\{ \left[\bar{Q}_{(\mathbf{r},t)} \frac{\gamma \cdot \mathbf{r}}{r} V_t(\mathbf{r}, \mathbf{0}) Q_{(\mathbf{0},t)} \right]^\dagger \bar{Q}_{(\mathbf{r},0)} \frac{\gamma \cdot \mathbf{r}}{r} V_0(\mathbf{r}, \mathbf{0}) Q_{(\mathbf{0},0)} \right\} \right| 0 \right\rangle_U \\ &= 2e^{-2m_Q t} \left\langle \text{tr} \left\{ V_t^\dagger(\mathbf{r}, \mathbf{0}) U_{\mathbf{r}}(t, 0) V_0(\mathbf{r}, \mathbf{0}) U_{\mathbf{0}}^\dagger(t, 0) \right\} \right\rangle_U \\ &= e^{-2m_Q t} \left[\square \right] = 2e^{-2m_Q t} \langle W(\mathbf{r}, t) \rangle_U, \end{aligned} \quad (13)$$

where $\langle O \rangle_U$ denotes the expectation value of O over gauge configurations.

The trace above is over colour only. Hence the normalization of the Wilson loop is, $\langle W(\mathbf{r}, 0) \rangle_U = 3$. $\mathcal{T} = e^{-a\mathcal{H}}$ denotes the transfer operator and $\tau = t/a$ the Euclidean time difference in lattice units. The factor *two* originates from $\text{tr} \{ P_+ \gamma_i P_- \gamma_j \} = \delta_{ij} \text{tr} P_+^2 = 2 \delta_{ij}$.

Note that in the first step of the derivation, a minus sign from the commutator $[\bar{Q}_1 \gamma_i Q_2]^\dagger = -\bar{Q}_2 \gamma_i Q_1$ is cancelled when permuting one quark field through the

remaining three others, prior to the Wick contraction.

Expectation values and correct pre-factors are understood to be implicit in the pictorial representation of the correlators. In this case the time direction is assigned to be vertical, the spatial separation to be horizontal. Light quark propagators will be represented as wiggly lines, static quark propagators and gauge transporters are shown as straight lines.

Next we consider the transition element between $\bar{Q}Q$ and $B_i \bar{B}_i$ states:

$$\begin{aligned}
\langle B_i | \mathcal{T}^\tau | Q \rangle_U &= \left\langle 0 \left| T \left\{ \bar{Q}_{(0,t)} \gamma_5 q_{(0,t)}^i \bar{q}_{(r,t)}^i \gamma_5 Q_{(r,t)} \bar{Q}_{(r,0)} \frac{\gamma \cdot \mathbf{r}}{r} V_0(\mathbf{r}, 0) Q_{(0,0)} \right\} \right| 0 \right\rangle_U \\
&= e^{-2m_Q t} \left\langle \text{Tr} \left\{ P_- \frac{\gamma \cdot \mathbf{r}}{r} M_{(0,t);(r,t)}^{-1} U_{\mathbf{r}}(t, 0) V_0(\mathbf{r}, 0) U_0^\dagger(t, 0) \right\} \right\rangle_U \\
&= e^{-2m_Q t} \left[\text{Diagram} \right] = e^{-2m_Q t} \left[\text{Diagram} \right] = \langle Q | \mathcal{T}^\tau | B_i \rangle_U, \tag{14}
\end{aligned}$$

where the trace above is over colour and Dirac indices and we have made use of the relations, $\gamma_5 P_+ = P_- \gamma_5$, $\gamma_i \gamma_5 = -\gamma_5 \gamma_i$, $\gamma_i P_+ = P_- \gamma_i$ and $P_-^2 = P_-$.

Finally, the $B_i \bar{B}_i$ sector reads:

$$\begin{aligned}
\langle B_i | \mathcal{T}^\tau | B_j \rangle_U &= \left\langle 0 \left| T \left\{ \bar{Q}_{(0,t)} \gamma_5 q_{(0,t)}^i \bar{q}_{(r,t)}^i \gamma_5 Q_{(r,t)} \bar{Q}_{(r,0)} \gamma_5 q_{(r,0)}^j \bar{q}_{(0,0)}^j \gamma_5 Q_{(0,0)} \right\} \right| 0 \right\rangle_U \\
&= e^{-2m_Q t} \delta_{ij} \left\langle \text{Tr} \left\{ P_- M_{(r,t);(r,0)}^{-1} U_{\mathbf{r}}(t, 0) \right\} \text{Tr} \left\{ P_+ M_{(0,0);(0,t)}^{-1} U_0^\dagger(t, 0) \right\} \right\rangle_U \\
&\quad - e^{-2m_Q t} \left\langle \text{Tr} \left\{ P_- M_{(0,t);(r,t)}^{-1} U_{\mathbf{r}}(t, 0) P_+ M_{(r,0);(0,0)}^{-1} U_0^\dagger(t, 0) \right\} \right\rangle_U \\
&= e^{-2m_Q t} \left(\delta_{ij} \left[\text{Diagram} \right] - \left[\text{Diagram} \right] \right). \tag{15}
\end{aligned}$$

Again, the traces are over colour and Dirac indices. In what follows, we will also refer to the flavour singlet sector (which is the one relevant for the string breaking problem) as the $I = 0$ sector while we label flavour non-singlet states as $I = 1$. In the isospin $I = 0$ sector the connected diagram always contributes while the disconnected diagram only contributes for $i = j$. In contrast, within the $I = 1$ sector there is no connected diagram but only the disconnected contribution⁶.

effectively be reduced to a 2×2 problem: one can easily orthogonalize the $B_i \bar{B}_i$ meson-meson states; for given r and t all correlators, $\langle B_i | \mathcal{T}^\tau | B_j \rangle_U$, only involve one or two (for $i = j$) generalized Wilson loops [which are displayed on the right hand side of Eq. (15)]. For $n_f = 2$ one can define for instance,

$$|B\rangle = \frac{1}{\sqrt{2}} (|B_1\rangle + |B_2\rangle), \tag{16}$$

$$|B_a\rangle = \frac{1}{\sqrt{2}} (|B_1\rangle - |B_2\rangle). \tag{17}$$

C. Reduction to a 2×2 matrix

We consider the scenario with $n_f > 1$ mass-degenerate quark flavours. By summing over the flavour indices i and j in the above equations, the correlation matrix can

Obviously $|B_a\rangle$ decouples from the other states:

$$\langle Q | \mathcal{T}^\tau | B_a \rangle_U = \langle B | \mathcal{T}^\tau | B_a \rangle_U = 0, \tag{18}$$

$$\langle B_a | \mathcal{T}^\tau | B_a \rangle_U = e^{-2m_Q t} \left[\text{Diagram} \right]. \tag{19}$$

This pattern easily generalizes to $n_f > 2$: as soon as two or more indices are antisymmetrized, the overlap with the $\bar{Q}Q$ state vanishes. Only the completely symmetric state has a non-trivial mixing (we write the formulas for general n_f and $|B\rangle = \frac{1}{\sqrt{n_f}} \sum_{i=1}^{n_f} |B_i\rangle$):

$$\langle Q | \mathcal{T}^\tau | B \rangle_U = \sqrt{n_f} e^{-2m_Q t} \left[\text{Diagram} \right] \tag{20}$$

$$\langle B | \mathcal{T}^\tau | B \rangle_U = e^{-2m_Q t} \left(\left[\text{Diagram} \right] - n_f \left[\text{Diagram} \right] \right). \tag{21}$$

Hence, we have reduced the mixing problem for a gen-

⁶ If we allow the heavy quarks to move, by adding a kinetic term within a Born Oppenheimer approximation, then the $I = 0$ sector can be related to transitions between vector bottomonium (or $0^{++}, 2^{++}, \dots$ bottomonia) into a pair of B and \bar{B} pseudoscalar mesons or into B^* and \bar{B}^* vector mesons (which are mutually degenerate in mass in the static limit), with relative angular momentum L chosen appropriately. The simplest example for this sort of process is $\Upsilon(4S) \rightarrow B \bar{B}$ with final state $L = 1$. Within the $I = 1$ sector one can write down a similar mixing problem. In this case, the other state would be a $\bar{Q}Q$ plus an $I = 1$ meson, like the π . The simplest such transition is $B \bar{B} \rightarrow \eta_b + \pi$.

eral n_f to a 2×2 correlation matrix with elements,

$$C_{\alpha\beta}(t) = \langle \alpha | \mathcal{T}^{t/a} | \beta \rangle_U, \quad \alpha, \beta \in \{Q, B\}. \quad (22)$$

This leads us to the form already anticipated in Eq. (1),

$$C(t) = e^{-2m_Q t} \begin{pmatrix} \square & \sqrt{n_f} \square \\ \sqrt{n_f} \square & -n_f \square + \text{wavy lines} \end{pmatrix}, \quad (23)$$

with the pictorial representations as defined in Eqs. (13) – (15).

Note that we have some freedom to change the normalizations, without affecting the mass spectrum:

$$C_{QB} \mapsto ab^* C_{QB}, \quad C_{BQ} \mapsto a^* b C_{BQ}, \quad (24)$$

$$C_{QQ} \mapsto |a|^2 C_{QQ}, \quad C_{BB} \mapsto |b|^2 C_{BB}. \quad (25)$$

The phase of the $C_{QB} = C_{BQ}^*$ element is irrelevant and we have employed one of the two possible real choices. $C_{BB} = C_{BB}^{\text{dis}} - C_{BB}^{\text{con}}$ consists of the following disconnected and connected contributions,

$$C_{BB}^{\text{dis}} = e^{-2m_Q t} \text{wavy lines}, \quad C_{BB}^{\text{con}} = n_f e^{-2m_Q t} \square. \quad (26)$$

In what follows we will set $m_Q = 0$, corresponding to a shift in all energy eigenvalues. Differences between two energy levels, such as between the mass of the $\bar{Q}Q$ system and twice the static-light mass, do not depend on m_Q and have a well defined continuum limit. We remark, however, that the levels themselves become cut-off independent only in the framework of effective field theories. In this case, $m_Q(a)$ is required to cancel the static self energy divergence and only the sum of quark masses and the potential is a “physical” quantity.

III. MEASUREMENT TECHNIQUES

We discuss the run parameters and the geometrical setup of our simulation, before we elaborate on the noise reduction and all-to-all propagator techniques that we apply. We conclude by introducing the notations that we will use in the interpretation of our numerical data.

A. Simulation set-up

We base our simulations on the $24^3 \times 40$ T χ L configurations [39] with Wilson fermions at $\kappa = 0.1575$ and $\beta = 5.6$. This translates into $r_0 = 6.009(53)a$, corresponding to $a^{-1} \approx 2.37$ GeV or $a \approx 0.083$ fm from $r_0 = 0.5$ fm. The value of r_0 differs somewhat from the earlier result, $r_0 = 5.892(27)a$ [6], that we obtained without accounting for mixing effects. While our results on $C_{QQ}(t)$ are much more precise than in this earlier study,

after diagonalizing the mixing matrix, the final errors of the ground state energy level at $r < r_0$ increase. At larger r , however, we achieve unprecedented precision. One obtains [39] $m_\pi a = 0.276(5)$ and $m_\pi/m_V = 0.704(5)$, which means that the sea quark mass is slightly smaller than that of the physical strange quark.

In order to stay clear of finite size effects, in particular within the $B\bar{B}$ sector, it is advisable to place the colour sources off-axis. An on-axis string breaking study, in which $\mathbf{r} = n(1, 0, 0)a$, n integer, would require a spatial lattice extent $La > 2r_c$, r_c being the string breaking distance. Off-axis separations allow for a relaxation of the above condition to $La > 2/\sqrt{3}r_c$ for the spatial diagonal, $\mathbf{r} = n(1, 1, 1)a$, and $La > 2/\sqrt{2}r_c$ along the planar diagonal, $\mathbf{r} = n(1, 1, 0)$.

We have performed measurements on the following set of geometries:

$$\begin{aligned} \mathbf{r} &= n(1, 0, 0)a, n \leq 11, \\ \mathbf{r} &= n(1, 1, 0)a, n \leq 11, \\ \mathbf{r} &= n(1, 1, 1)a, n \leq 11, \\ \mathbf{r} &= (10, 10, n)a, n \in \{2, 3, 4, 5, 6\} \\ \mathbf{r} &= (10, 8, 7)a, \\ \mathbf{r} &= (10, 9, 7)a, \end{aligned}$$

as well as for $\mathbf{r} = \mathbf{0}$. The distance resolution is enhanced around $r_c \approx 15a$, to 10 points inside the range, $14.14 \approx 10\sqrt{2} \leq r/a \leq 15.59 \approx 9\sqrt{3}$. In order to increase statistics we average over equivalent permutations and reflections of the axes. We do not find any directional dependence, even for the $(11, 0, 0)$ and $(11, 11, 0)$ points, and hence there is no sign of finite size problems close to r_c . In the neighbourhood of r_c , the largest component that we employ is $r_i = 10a$.

With $r_c \approx 15a$ and $L = 24$ we obtain, $\sqrt{2}L/(2r_c) \approx 1.13 > 1$ and $\sqrt{3}L/(2r_c) \approx 1.39 > 1$. Therefore, the T χ L physical lattice extent $La \approx 2.0$ fm is sufficiently large for our purpose. We remark that the pion correlation length also fits well into the spatial lattice extent, $La > 6m_\pi^{-1}$.

We extract the elements of $C(t)$ [Eq. (23)] that involve light quark propagators from a set of 20 thermalized gauge configurations $\{\mathcal{U}_i\}$, $i = 1, \dots, 20$, separated by 125 Hybrid Monte Carlo trajectories. Earlier studies [6, 40, 41] have established that these configurations are effectively independent of each other.

The standard Wilson loop $C_{QQ}(t)$ is determined on a larger ensemble of 184 configurations, separated by 25 trajectories. We also wish to eliminate possible autocorrelations in this case. Moreover, we attempt to consistently take account of correlations between different matrix elements (that have been determined on one and the same set of configurations). To this end, the 184 configurations are averaged into 20 bins that are mapped onto the ensemble $\{\mathcal{U}_i\}$. Each bin i contains the five configurations that are closest in Monte Carlo time to the above mentioned 20 configurations as well as an additional four to five configurations from within another region of the

time series. As it turned out, the limiting factor of our statistical resolution is the accuracy of the Wilson loop data and hence little can be gained from increasing our sample size for $C_{QB}(t)$ and $C_{BB}(t)$ beyond 20 configurations.

B. Signal enhancement techniques

We are interested in the exponential decay of the elements of the correlation matrix $C(t)$ at large Euclidean times. Statistically significant results cannot be achieved unless the asymptotic behaviour can already be extracted at moderate time separations. To this end, we employ smearing techniques that enhance the overlap of the operators used in the creation of particular states with the corresponding physical ground states, without affecting the eigenvalues. Furthermore, the noise/signal ratio has to be controlled. In pure gauge theories extended operators can be constructed, with reduced variance, retaining identical expectation values [42, 43]. Unfortunately, these techniques, which exploit the locality of the gauge action in space-time, are not applicable when including sea quarks that (after integration) induce non-localities. Instead of reducing the variance, we enhance the signal by an appropriate choice of the lattice static quark action.

1. Smearing

We employ the iterative APE [44, 45] smearing procedure for the spatial transporters V_t that enter the creation operator of the $\bar{Q}Q$ states, Eq. (11):

$$U_{x,i}^{(n+1)} = P_{SU(3)} \left(U_{x,i}^{(n)} + \alpha \sum_{|j| \neq i} U_{x,j}^{(n)} U_{x+a\hat{j},i}^{(n)} U_{x+a\hat{i},j}^{(n)\dagger} \right), \quad (27)$$

where $i \in \{1, 2, 3\}$, $j \in \{\pm 1, \pm 2, \pm 3\}$. $P_{SU(3)}$ denotes a projection operator, back onto the $SU(3)$ group and the sum is over the four spatial “staples”, surrounding $U_{x,i}^{(n)}$. After extensive studies we employ the parameter values $N_{\text{APE}} = 50$ for the number of smearing iterations and the weight factor $\alpha = 2.0$. For the projection operator we somewhat deviate from Ref. [6] where we maximized $\text{Re tr} \{A^\dagger P_{SU(3)}(A)\}$, iterating over $SU(2)$ subgroups. Instead we define,

$$A' = \frac{A}{\sqrt{A^\dagger A}} \in U(3), \quad (28)$$

$$P_{SU(3)}(A) = A' \det(A')^{-1/3}. \quad (29)$$

The inverse square root is calculated in the (orthogonal) eigenbasis of $A^\dagger A$, where we take the positive root of the respective (positive) eigenvalues. In general there are three possible choices for the phase correction, Eq. (29). We take the one that is closest to

unity. Note that this construction guarantees (except in singular cases that we never encountered in numerical simulations) $[P_{SU(3)}(A)]^{-1} = [P_{SU(3)}(A)]^\dagger$ as well as gauge covariance: $UP_{SU(3)}(A)V = P_{SU(3)}(UAV)$ for $U, V \in SU(3)$.

Subsequently, we construct the spatial transporters V_t by calculating products of the APE smeared links along paths that stick to the direct connection between quark and antiquark as closely as possible. In this way, the overlap between creation operator and physical $\bar{Q}Q$ state is vastly enhanced.

We improve the overlap of our mesonic operators with the static-light ground state by applying Wuppertal smearing [46],

$$\phi_x^{(n+1)} = \frac{1}{1+6\delta} \left(\phi_x^{(n)} + \delta \sum_{j=\pm 1}^{\pm 3} U_{x,j} \phi_{x+a\hat{j}}^{(n)} \right), \quad (30)$$

to light quark fields ϕ , where we set $\delta = 4$ and replace $U_{x,j}$ by the APE smeared links as detailed above. We then employ the linear combination $\phi^{(20)} - 6.6323\phi^{(40)} + 7.2604\phi^{(50)}$ as our smearing function. Note that we are calculating local-local all-to-all propagators to which we can subsequently apply Wuppertal smearing.

Best results are obtained by using smeared-local quark propagators. For a single static-light meson positivity of the coefficients in the spectral decomposition is not guaranteed. Neither do we recover positivity for the bound $B\bar{B}$ system as the source is smeared at position $\mathbf{0}$ while the sink is smeared at position \mathbf{r} : the wave function is not symmetrized with respect to $\mathbf{0} \leftrightarrow \mathbf{r}$.

2. Static quark action

One problem in simulations with static sources is the rapid exponential decay of the associated Green functions with Euclidean time. One of the reasons for this is a large static quark self energy contribution which, to leading order in perturbation theory, reads, $\delta m \approx c C_F \alpha_L a^{-1}$, with a constant $c \approx 1.587956$. This contribution obviously diverges with a^{-1} .

There is however some freedom in the choice of the static action, i.e. in the choice of a lattice discretization of D_4 within Eq. (2), as long as the action remains localized and converges towards the continuum action in the limit $a \rightarrow 0$. This choice will affect the lattice definition of the Schwinger line Eq. (6). One possible such discretization reads,

$$D_4 Q_x = a^{-1} \left(Q_x - \bar{U}_{x-a\hat{4},4}^\dagger Q_{x-a\hat{4}} \right), \quad (31)$$

with

$$\bar{U}_{x,4} = P_{SU(3)} \left(\epsilon U_{x,4} + \sum_{j=\pm 1}^{\pm 3} U_{x,j} U_{x+a\hat{j},4} U_{x+a\hat{4},j}^\dagger \right), \quad (32)$$

where we use $\epsilon = 0$. Note that this procedure is reminiscent of APE smearing, Eq. (27), but with a sum over six rather than over four staples.

The Schwinger line that appears within the corresponding static propagator can now be written as,

$$U_{\mathbf{x}}(t, 0) = T \prod_{\tau=0}^{t/a-1} \bar{U}_{(\mathbf{x}, \tau a), 4}. \quad (33)$$

T denotes the time ordering operator.

The “extended” temporal links correspond to introducing “form factors” in perturbation theory [47]: to leading order, replacing $U_{x,4}$ by $\bar{U}_{x,4}$ with the (optimal) weight $\epsilon = 0$ is equivalent to multiplying the self energy by a factor $\approx 1/2.94$: $c \mapsto c - \pi/3$. The signal is exponentially improved in t , while the absolute noise approximately maintains its level. Since the self energy cancels from energy differences as well as from the sum of $2m_Q$ plus energy levels, the physics of string breaking remains unaffected. Only at small distances, we encounter different lattice terms, which (being artefacts of the discretization) do not alter the continuum limit. Fat temporal links can also influence the ground state overlaps: our impression is that they help to improve the situation further.

One can define a tree level improved lattice distance [29, 48],

$$\bar{r} = r [1 + O(a^2)] = a \left[\frac{1}{(\mathbf{r}/a)} \right]_L^{-1}, \quad (34)$$

where $[1/\mathbf{R}]_L \rightarrow 1/R$ for $R \rightarrow \infty$ denotes the tree level $[O(\alpha_s)]$ lattice propagator in an appropriate normalization. It can easily be shown that replacing thin temporal links by fat temporal links, Eq. (32), only affects $[1/\mathbf{R}]_L$ at distances $\mathbf{R} \in \{\mathbf{0}, \hat{\mathbf{i}}\}$. Amusingly, iterating the “fattening” n times will leave the tree-level expressions at all distances $R_1 + R_2 + R_3 > n$ invariant. Note that $\bar{0} = 1/(2c) \approx 0.31a(0.92a) \neq 0$ and $\bar{a} \approx 0.92a(1.37a) \neq a$ for standard (fat) temporal links. In principle, one could further fatten temporal links but in view of increasing the small- r distortions and of the reduction of the static energy already achieved, to one third of its original value, we refrain from doing so. Throughout this paper we will plot all r -dependent data as functions of \bar{r} , thus removing the short-distance lattice direction-dependence to $O(\alpha_s)$.

In the present context, fat temporal links have first been employed in Ref. [49]. In this case, more refined actions were implemented, utilising all non-intersecting paths that can be constructed within an elementary hypercube. Other studies employing similar techniques can be found in Refs. [50, 51, 52, 53].

In Figure 1 we plot effective masses,

$$m_{X,\text{eff}}(t) = a^{-1} \ln \frac{C_X(t)}{C_X(t+a)}, \quad (35)$$

of static-light mesons with and without fat time links. $C_B(t)$ stands for the static-light correlation function.

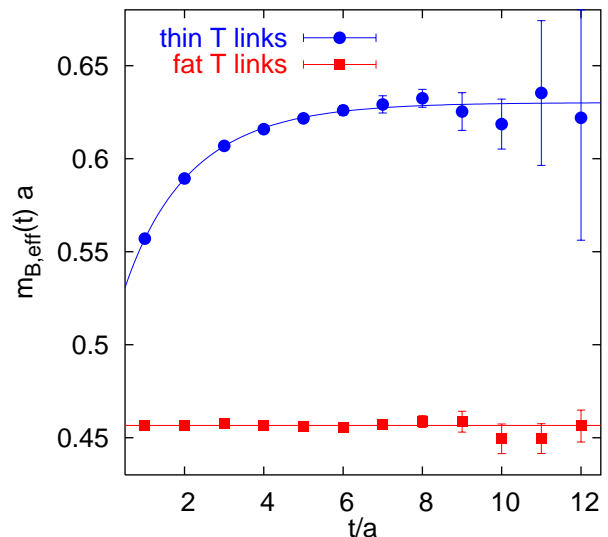


FIG. 1: Comparison of effective masses of static-light correlation functions, obtained employing static actions with and without fat temporal links. The wave function has been optimized to yield best ground state overlap for the fat link static action. SET and HPA have been applied in both cases.

The curves correspond to one- and two-exponential fits to the fat and thin link data, respectively. Note that the use of SET and HPA techniques (described in Sec. III C below) was essential for achieving the high signal quality. The new static action shifts the mass by an amount, $\delta m = 0.174(7) a^{-1}$. The absolute statistical errors of the correlation function increase somewhat, however, the relative statistical errors are reduced, in particular at large times as the signal falls off less steeply. This in turn results in a reduction of the error of the effective masses, in particular at large t . The Figure also illustrates that we are able to achieve an excellent overlap with the physical ground state.

In Figure 2 we compare the static potentials as calculated from the Wilson loop operator $C_{QQ}(t)$ alone, with and without fat time links. These potentials have been obtained from single exponential fits with $t_{\min}/a = 5$. The curve corresponds to a funnel-type r -dependence with fit range $4a \leq \bar{r} \leq 13a$. String breaking is expected around $\bar{r} = r_c \approx 15a$. However, this is not seen in the data. The error band represents our expectation for the thin link potential, obtained from the respective static-light mass shift δm , as determined above. We find consistency.

The extended static action leaves the absolute errors of the correlation functions basically constant but still improves the signal exponentially. As a result, the effective mass errors are reduced impressively, by a factor of about *five* throughout.⁷

⁷ At first sight, the comparatively modest improvement of the

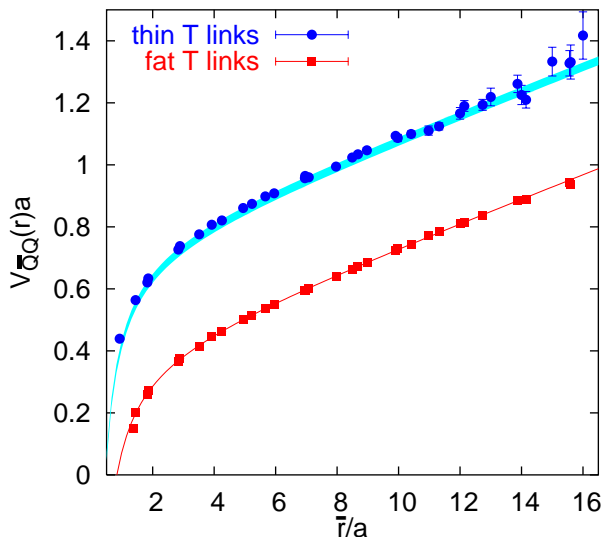


FIG. 2: Comparison of the $\bar{Q}Q$ potential in lattice schemes with and without fat temporal links, in both cases for $t_{\min}/a = 5$. String breaking is expected to take place around $\bar{r} = r_c \approx 15a$ but this is not visible from the Wilson loop data alone. The curve represents a funnel fit to the fat link data and the error band is this parametrization shifted upwards by the amount $2\delta m$, where $a\delta m = 0.174(7)$.

C. All-to-all propagator techniques

The requirement of quark propagators from all source to all sink locations is obvious: within the C_{BB} element of the correlation matrix, Eq. (23), we encounter light quark propagators starting from different source positions. Moreover, we can reduce the notorious noise levels of disconnected (and of some connected) diagrams; all-to-all propagators allow for the full exploitation of translational invariance, increasing the accuracy of the entire correlation matrix.

Since the propagator M^{-1} , Eq. (8), has $12V \times 12V$ components (in our case $V = 24^3 \times 40$), direct evaluation would be prohibitively expensive, both in terms of computer time and of memory. However, the correct result can also be obtained by combining the truncated eigenmode approach [1, 26, 54] (TEA) with stochastic estimator techniques (SET). Where possible, we improve both, the convergence of TEA and the statistical errors of SET, by employing the hopping parameter acceleration (HPA).

static-light data seems to be in contradiction to the very significant effects observed in Ref. [52]. However, a closer inspection reveals that without employing our additional improvement methods, i.e. averaging over all lattice points by means of stochastic estimates and employing HPA, the gain factor from using the extended static action would have been larger: the signal over noise improvement appears to saturate, after adding more and more tricks.

For completeness we introduce these three techniques (TEA, SET and HPA) and their implementation in the following subsections. We conclude by comparing numerical data obtained by use of combinations of these methods.

1. Truncated eigenmode approach (TEA)

The fermionic propagator is the inverse of the Wilson Dirac matrix M of Eq. (8). However, M is not Hermitian which is why we define,

$$Q = \gamma_5 M. \quad (36)$$

The relation $M^\dagger = \gamma_5 M \gamma_5$ implies Hermiticity of $Q = Q^\dagger$. We calculate the smallest $n = 200$ (real) eigenvalues q_i and corresponding orthonormal eigenvectors $|u_i\rangle$, $i = 1, \dots, n$,

$$Q|u_i\rangle = q_i|u_i\rangle \quad , \quad \langle u_i|u_j\rangle = \delta_{ij}. \quad (37)$$

This is done by means of the parallel implicitly restarted Arnoldi method (IRAM) with Chebychev acceleration [26], using the PARPACK library [55]. We can now approximate,

$$Q^{-1} \approx \sum_{i=1}^n |u_i\rangle q_i^{-1} \langle u_i|. \quad (38)$$

Obviously, $M^{-1} = Q^{-1}\gamma_5$. With this truncated eigenmode approach (TEA), we have reduced a $12V \times 12V$ problem to a $12V \times 12n$ problem.

Another nice feature of this procedure is that there is no critical slowing down of the algorithm as the quark mass is reduced. However, the difference between the left and right hand sides of Eq. (38) is systematic. One can in principle estimate this bias from the convergence properties under variation of n [26]. In the present context we will render the result *exact* by stochastically estimating the remainder, replacing the systematic error by a statistical uncertainty. For this purpose, it is useful to define the projection operator \mathcal{P}_n , onto the basis spanned by the first n eigenvectors,

$$\mathcal{P}_n = \sum_{i=1}^n |u_i\rangle \langle u_i|. \quad (39)$$

Note that for n smaller than the rank of Q , this basis is truncated and hence incomplete: $\mathcal{P}_n \neq \mathbf{1}$. However, $[Q, \mathcal{P}_n] = 0$. We can also define the projector onto the orthogonal subspace, $\mathbf{1} - \mathcal{P}_n$.

2. Stochastic estimator techniques (SET)

Stochastic estimator techniques have been applied by various groups in the past [2, 27, 56, 57, 58, 59, 60, 61,

62]. We introduce the following notation,

$$\overline{O} = \frac{1}{N} \sum_{j=1}^N O^j. \quad (40)$$

N denotes the number of “stochastic estimates”. Let $|\eta^i\rangle$, $i = 1, \dots, N$ be random vectors with the properties,

$$\overline{|\eta\rangle} = O(1/\sqrt{N}), \quad (41)$$

$$\overline{|\eta\rangle\langle\eta|} = \mathbf{1} + O(1/\sqrt{N}). \quad (42)$$

These requirements are for instance met if the $12V$ components are numbers $e^{i\phi}$, with the uncorrelated phases $\phi \in \{\pm\pi/4, \pm3\pi/4\}$ randomly selected. We employ such a complex \mathbb{Z}_2 noise, where our random vectors take values over the entire four-volume, flavour and colour.

If we solve the linear system,

$$Q|s^i\rangle = |\eta^i\rangle, \quad (43)$$

for $|s^i\rangle$ then, for large N , we can substitute [Eq. (42)],

$$Q^{-1} \approx \overline{|s\rangle\langle\eta|}. \quad (44)$$

Note that in our study we actually invert $A = M^\dagger M = Q^2$ and then obtain Q^{-1} by multiplying the solution with Q . This allows for more flexibility: for instance the Roma smearing technique [63], which amounts to the replacement $Q^{-1} \mapsto A^{-1}$ within hadronic Green functions, can readily be implemented. It can then be shown by means of spectral decompositions that in many cases the ground state mass remains unaffected [63]. In the present context we have made use of this method, in addition to standard smeared-smeared and smeared-local correlation functions, within the optimization procedure of the static-light creation operator. Unfortunately, Roma-smearing turns out not to be applicable to the $B\overline{B} \leftrightarrow \overline{Q}Q$ mixing problem.

The sparse linear system of Eq. (43) is solved by means of the BiCGstab2 algorithm [64]. Unlike in Eq. (38) where the bias was systematic, the difference between the approximation of Eq. (44) and the exact result is purely statistical and reduces like $1/\sqrt{N}$. In order to limit the computational effort, N should not be chosen overly large. However, the noise level from SET should at least match the one from the (finite) sampling of gauge configurations. In general, the optimal balance in both samplings will also depend on the observable in question and on the methods employed.

We can estimate the difference between the TEA approximation and the true result by means of SET. The smaller this difference, the smaller the statistical errors will be that are introduced by SET. Hence TEA can be employed to reduce the variance of SET. We project the right hand side of Eq. (44) into the subspace which is orthogonal to the TEA eigenvectors:

$$(1 - \mathcal{P}_n)Q^{-1}(1 - \mathcal{P}_n) \approx \frac{1}{N} \sum_{j=1}^N (1 - \mathcal{P}_n)|s^j\rangle\langle\eta^j|(1 - \mathcal{P}_n). \quad (45)$$

In practice this is done by calculating and storing,

$$|\tilde{s}^j\rangle = |s^j\rangle - \sum_{i=1}^n |u_i\rangle\langle u_i|s^j\rangle, \quad (46)$$

$$|\tilde{\eta}^j\rangle = |\eta^j\rangle - \sum_{i=1}^n |u_i\rangle\langle u_i|\eta^j\rangle. \quad (47)$$

Then,

$$M^{-1} \approx \left[\sum_{i=1}^n |u_i\rangle q_i^{-1} \langle u_i| + \frac{1}{N} \sum_{j=1}^N |\tilde{s}^j\rangle\langle\tilde{\eta}^j| \right] \gamma_5. \quad (48)$$

Note that there is no systematic error on finite- N approximants but only a statistical $O(1/\sqrt{N})$ uncertainty. In the present context we found $N = 50$, combined with $n = 200$, to suffice for calculating $C_{QB}(t)$ and static-light meson correlators. Within the two diagrams contributing to $C_{BB}(t)$, it is necessary to choose two independent random sources as in either case there exist the same two possibilities of connecting sources with sinks. In these cases we calculate the SET corrections for the two respective propagators independently, with $N = 25$ random sources each. Subsequently, we interchange the two sets of random sources to increase the statistics at little computational overhead. Such “recycling” has been pioneered by the Dublin group [65].

As long as we are only interested in using SET to remove the bias from TEA for a fixed n we can in principle solve Eq. (43) within the orthogonal subspace only, substituting the random sources $|\eta^j\rangle$ on the right hand side with $|\tilde{\eta}^j\rangle$. We attempted this but found no advantage in terms of real cost in computer time. This of course might change at smaller quark masses or with different light quark actions. However, having random source solutions at our disposal that are independent of the TEA allows for more flexibility. For instance, not all physical states will be dominated by the lowest lying eigenmodes of $Q = \gamma_5 M$. In particular, the TEA contribution to $C_{BB}^{\text{con}}(t)$ turned out to be tiny, such that in the end we reduced the cost to compute $C_{BB}^{\text{con}}(t)$, by employing a stand-alone SET.

Needless to say that, once we have calculated all-to-all propagators, Wuppertal smearing, Eq. (30), can be implemented. In principle, one could even variationally optimize the smearing function [66], for instance after fixing to Coulomb gauge. However, our smearing function turned out to be already so highly optimized that further gain was too hard to achieve.

3. Hopping parameter acceleration (HPA) of TEA and SET

The main motivation of complementing SET with TEA is to reduce the signal that needs estimation and hence the stochastic errors. One might ask if it is possible to further facilitate the low eigenvalue dominance, accelerating the convergence of TEA (and of SET). This is in-

deed possible by applying what we call the hopping parameter acceleration (HPA).

We rewrite the fermionic matrix Eq. (8) as,

$$M = \mathbf{1} - \kappa D. \quad (49)$$

For sufficiently small hopping parameter values $\kappa < \kappa_c$, one can expand,

$$M^{-1} = \sum_{i=0}^{\infty} (\kappa D)^i = \sum_{i=0}^{k-1} (\kappa D)^i + (\kappa D)^k M^{-1}, \quad (50)$$

where $k \geq 1$. The idea now is that for distances between source and sink that are bigger than k lattice spacings the first term on the right hand side does not contribute. This can readily be seen as follows: as D only connects nearest space-time neighbours [and $\mathbf{1} = (\kappa D)^0$ only contains diagonal entries], the sum vanishes within elements M_{xy}^{-1} if $\sum_{\mu} |x_{\mu} - y_{\mu}|/a \geq k \geq 1$. M_{xy}^{-1} can be replaced by $[(\kappa D)^k M^{-1}]_{xy}$. This means that $Q_{xy}^{-1} = [(\kappa D)^k Q^{-1}]_{xy}$. With $M|r_i\rangle = \mu_i|r_i\rangle$, $\langle l_i|M = \mu_i\langle l_i|$, where μ_i are the eigenvalues of M , Eq. (38) can be substituted by,

$$Q_{xy}^{-1} = M_{xy}^{-1} \gamma_5 \approx \sum_{i=1}^n \langle x|r_i\rangle (1 - \mu_i)^k \mu_i^{-1} \langle l_i|y\rangle \gamma_5, \quad (51)$$

where again k is smaller or equal to the number of links separating source from sink. For large k , contributions from big eigenvalues of M are suppressed and the expression becomes all the more dominated by low lying eigenmodes. Hopefully, the dominance in terms of low eigenmodes of M will then also apply to low eigenmodes of Q .

In fact we do not only find HPA to improve TEA but the main effect of HPA is with respect to SET⁸: the cancellation of stochastic noise is accelerated if the number of contributions to the stochastic average is reduced. Short-distance noise is accompanied by larger amplitudes than large-distance noise and hence its cancellation requires a comparatively larger number of noise vectors. HPA explicitly eliminates such short-distance contributions.

The benefit from HPA will increase with larger temporal or spatial distances. Unfortunately, in the limit of light quark masses, as κ approaches κ_c , the quark propagator will decay less rapidly with the distance and the explicit treatment of the first few terms within the hopping parameter expansion will have less of an effect. This is also obvious from the reduced convergence of the hopping parameter expansion at small quark masses. In this case we would however expect a better convergence of the TEA contribution in the first place.

Note that HPA exploits the ultra-locality of the Wilson action and does not generalize for instance to the Neuberger action [67]. Again, this might be compensated for, by a faster convergent TEA approximation, due to the improved chiral properties of the chiral actions, in particular at small quark masses. In contrast, the “dilution” method advocated in Ref. [65] will still be applicable in a setting with chiral fermions, reducing the variance of SET for the very same reasons as HPA does.

By applying HPA to the whole matrix, cf. Eq. (48), we exploit both effects, the improvement of the low eigenvalue dominance and the variance reduction of SET:

$$M^{-1} \approx (\kappa D)^k \left[\sum_{i=1}^n |u_i\rangle q_i^{-1} \langle u_i| + \frac{1}{N} \sum_{j=1}^N |\tilde{s}^j\rangle \langle \tilde{r}^j| \right] \gamma_5, \quad (52)$$

where, as above, ka is the lattice-distance between source and sink. Again, the above equation is exact up to statistical $O(1/\sqrt{N})$ corrections.

Unfortunately, due to the size of our smearing function, we cannot employ HPA for propagators along spatial separations, i.e. within $C_{QB}(t)$ or within $C_{BB}^{\text{con}}(t)$. However, $C_{BB}^{\text{dis}}(t)$ benefits from this technique as do static-light correlation functions. One way of extending it to the before-mentioned elements is to cut off the radius of the smearing function. Such a cut-off, in conjunction with an iterative smearing method, is hard to implement. One way out would be to work in Coulomb gauge with fixed weight-factors [66]. Another possibility is the implementation of a rotationally non-invariant smearing function. But in this case it turned out to be difficult to sustain an acceptable ground state overlap.

4. Comparative study of SET, TEA and HPA

We demonstrate the impact of the above methods for the example of the static-light meson mass, in the scenario of the fat link static action described in Sec. III B 2. We also verify the potential of HPA for the example of $C_{QB}(t)$, however, without smearing (see above).

In Figure 3 we display effective masses Eq. (35), obtained with SET alone as well as with HPA SET, and after explicitly calculating the contribution from the first 200 eigenmodes (TEA). Note that the ordinate covers a huge t -range, up to a distance $t \approx 1.2$ fm. Also note the magnified scale of the abscissa, covering the window $0.9 \text{ GeV} < m_{B,\text{eff}} < 1.26 \text{ GeV}$. In particular at large times, HPA impressively reduces the errors and TEA results in some additional improvement. This is quantified in Figure 4, where we display the respective statistical errors themselves. Note the logarithmic scale. For instance, at $t = 8a$ HPA reduces the SET error to about one third of its original value while TEA yields another $\approx 20\%$ reduction. Since the effective mass is approximately independent of t the absolute errors displayed are proportional to the relative errors which (as is obvi-

⁸ Note that variance reduction methods, that make use of the hopping parameter expansion, have been pioneered by the Kentucky group [60], in a different setting (see also [27]).

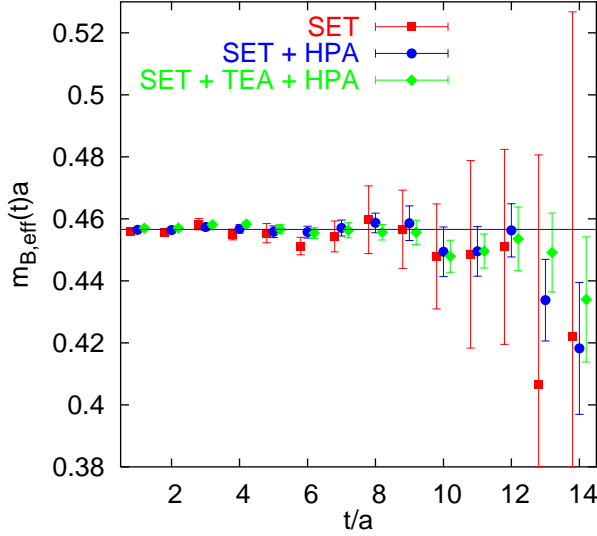


FIG. 3: Effective static-light masses, obtained with SET alone, with HPA SET and with all three methods combined.

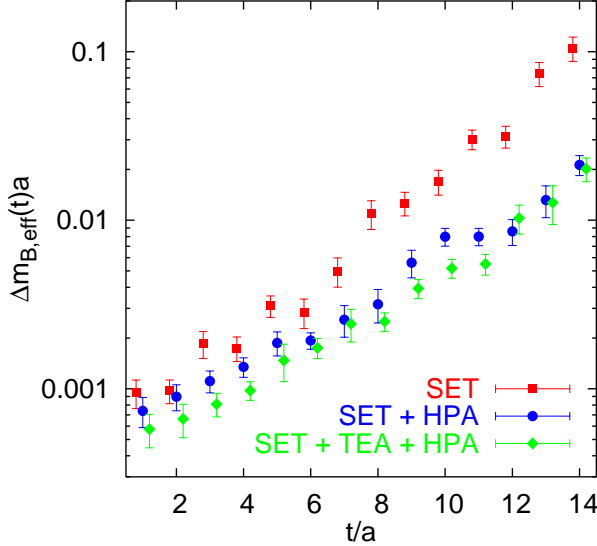


FIG. 4: The errors of effective static-light masses, obtained with SET alone, with HPA SET and with all three methods combined.

ous from the Figure) grow exponentially with t . Fortunately, both, HPA and TEA reduce the amplitude and the exponent governing this error increase, resulting in an exponential improvement at large times.

In Figure 5 we see that the static-light correlation function at large times becomes dominated by TEA. Without HPA this dominance seems to be achieved earlier than with HPA: the sea quark mass still appears too heavy for HPA to significantly enhance the low eigenvalue dominance of $Q = \gamma_5 M$, for the correlation function in question. However, the seemingly perfect agreement for the stand-alone TEA case of the displayed ratio at large t with *one* is largely accidental. Increasing the number

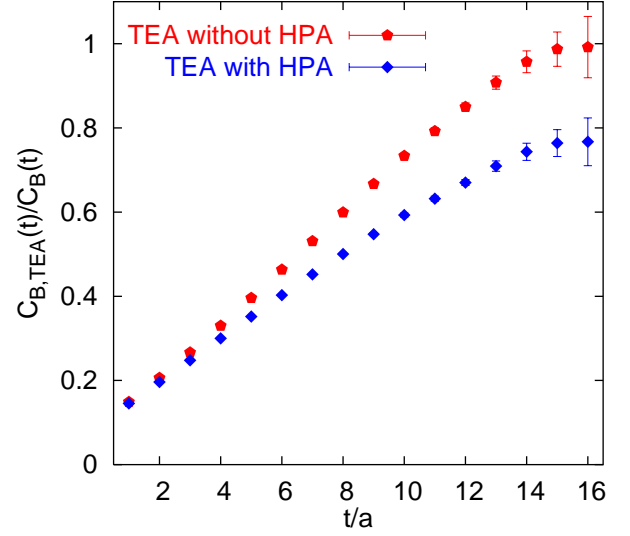


FIG. 5: The relative magnitude of the TEA contribution within the static-light correlation function, with and without HPA.

of eigenvectors on one configuration revealed that TEA tends to overshoot the exact result, before converging towards it. HPA reduces this tendency. Note that HPA cannot be applied to the SET part alone, within the SET plus TEA combination.

In the HPA case TEA also results in an impressive reduction of the signal that remains to be estimated. However, a comparison between SET plus HPA and SET plus HPA plus TEA reveals that the additional error reduction due to TEA is only moderate. After HPA the SET error is already at the level of the statistical fluctuations between gauge configurations and of a comparable size to the (non-stochastic) TEA error. In this situation, substituting part of one signal by the other leaves the resulting statistical error largely unaffected. This would have been different for a larger statistical sample or at smaller sea quark masses.

Finally, we wish to investigate the effect of HPA on correlators as a function of spatial source-sink separations. This is done for the example of $C_{QB}(t)$, without smearing⁹.

In Figure 6 we show the local-local C_{QB} matrix element at fixed $t = 4a$ as a function of \bar{r} , both for SET alone and for HPA SET. All distances are along the spatial diagonal, i.e. when increasing \bar{r} by $\approx \sqrt{3}a$, the exponent k increases by three units. At our largest

⁹ Our smearing function includes one contribution with 50 Wuppertal smearing iterations which would mean that the exponent k has to be smaller than the source-sink link distance minus 49. Even for separations along a spatial diagonal, HPA would only be applicable for distances much larger than half the lattice extent. When using local sources and sinks we do not encounter such restrictions.

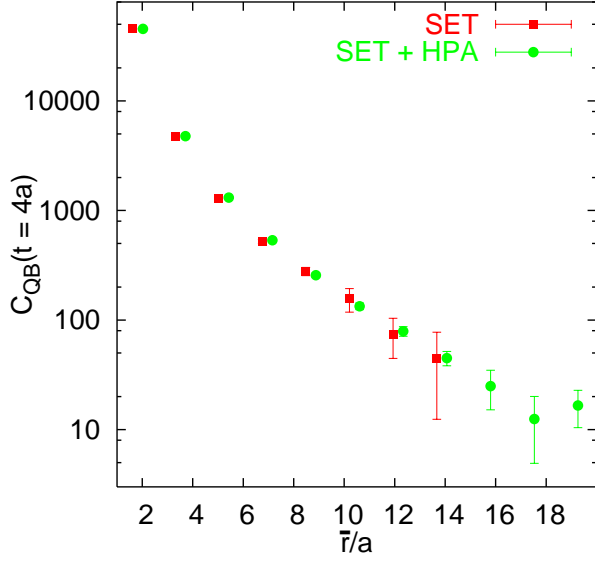


FIG. 6: The effect of HPA on SET for the example of C_{QB} at $t = 4a$, as a function of the distance \bar{r} . The normalization is arbitrary and we have employed local sources and sinks.

separation $\bar{r}/a \approx 11\sqrt{3} \approx 19.05$ we have $k = 33!$ The error reduction factors turn out to be fairly time-independent. At the largest distance accessible without HPA $\bar{r}/a \approx 8\sqrt{3} \approx 13.9$, the error reduction is almost five-fold. Potentially, this should be even more impressive for C_{BB}^{con} , within which two spatial light quark propagators appear. Unfortunately, the method cannot be combined with our present smearing function, which is essential for accessing the physical ground states.

D. Notation and spectral decomposition

In order to set the stage for the interpretation of our numerical data, we detail in this section our notations in connection with the spectral decompositions for the different matrix elements, Eq. (23). We will assume an infinite extent in time direction of the lattice and asymptotic behaviour of all correlators. We often suppress the distance dependence, \mathbf{r} , from the expressions.

We define $B_i \bar{B}_j$ pair creation operators \mathcal{B}_{ij} . These create a light antiquark of flavour j and a quark of flavour i , besides the static sources. The states created by \mathcal{B}_{ij} , $i \neq j$, constitute a subset of the flavour non-singlet (“ $I = 1$ ”) states. The remaining $n_f - 1$ $I = 1$ states are given by traceless linear combinations of the \mathcal{B}_{ij} diagonal elements. In addition, a flavour singlet ($I = 0$) creation operator, $\mathcal{B}_s = \frac{1}{\sqrt{n_f}} \sum_{i=1}^{n_f} \mathcal{B}_{ii}$, can be constructed. \mathcal{B}_a represents one of the $n_f^2 - 1$ members of the class of $I = 1$ operators.

Flavour singlet states are created both, by \mathcal{B}_s and by \mathcal{Q} , the operator that only contains static quark-antiquark spinors. We remind the reader of the definitions Eq. (12) and Eq. (16), $|Q\rangle = \mathcal{Q}|0\rangle$, $|B\rangle = \mathcal{B}_s|0\rangle$, with vacuum

state $|0\rangle$. Obviously, $\langle Q|0\rangle = \langle B|0\rangle = 0$. We denote the orthonormal eigenstates in the flavour singlet sector as $|n\rangle$, $n = 1, 2, \dots$, with energies $E_{n+1} \geq E_n$.

For the labelling of the $I = 1$ sector, we follow the convention of Eq. (17) and define, $|B_a\rangle = \mathcal{B}_a|0\rangle$. All flavour non-singlet eigenstates share the same energy spectrum, E_n^a . We label eigenstates of the $I = 1$ sector, within the class of states with energy E_n^a , by $|n_a\rangle$, $n = 1, 2, \dots$

Just for annotation at this point: while the $I = 1$ states decouple from the $I = 0$ states there will still be mixing between $I = 1$ states and two meson states, containing for instance a $\bar{Q}Q$ plus a π . A calculation of the $I = 1$ correlation matrix, analogous to the $I = 0$ sector, is beyond the scope of the present paper.

Note that we smear the $B_r \bar{B}_0$ creation operator at position $\mathbf{0}$ while the sink is smeared at \mathbf{r} . This means that the creation operator $\mathcal{B}_{s|a}^i = \bar{Q}_r \gamma_5 q_r \bar{q}_0 \Phi \gamma_5 Q_0$ within Eq. (15), where the smearing function Φ acts on the quark at position $\mathbf{0}$, is not the Hermitian adjoint of the annihilation operator, $\mathcal{B}_{s|a}^f \neq \mathcal{B}_{s|a}^{i\dagger}$. The subscripts “ i ” and “ f ” stand for initial and final, respectively. Hence, strictly speaking, one has to distinguish between $\langle B_{(a)}^f |$ and $|B_{(a)}^i\rangle$. From a practical point of view, the highly satisfying ground state dominance of our data renders this distinction obsolete.

We can decompose,

$$|Q\rangle = \sum_{n>1} \langle n|Q\rangle |n\rangle = \sum_n Q_n |n\rangle, \quad (53)$$

$$|B^i\rangle = \sum_{n>1} \langle n|B^i\rangle |n\rangle = \sum_n B_n^i |n\rangle, \quad (54)$$

where

$$\sum_n |Q_n|^2 = \langle Q|Q\rangle, \quad (55)$$

$$\sum_n B_n^{f*} B_n^i = \langle B^f | B^i \rangle, \quad (56)$$

$$\sum_n Q_n^* B_n^i = \sum_n B_n^{f*} Q_n = 0. \quad (57)$$

Using these notations, the matrix elements Eq. (23) read (neglecting the overall energy off-set $2m_Q$),

$$C_{QQ}(t) = \boxed{} = \sum_n |Q_n|^2 e^{-E_n t}, \quad (58)$$

$$C_{QB}(t) = \sqrt{n_f} \boxed{} = \sum_n \text{Re}(Q_n^* B_n^i) e^{-E_n t}, \quad (59)$$

$$C_{BB}(t) = \boxed{} - n_f \boxed{} = \sum_n \text{Re}(B_n^{f*} B_n^i) e^{-E_n t} \quad (60)$$

$$C_{BB}^{\text{dis}}(t) = \boxed{} = \sum_n \text{Re}(B_{a,n}^{f*} B_{a,n}^i) e^{-E_n^a t}. \quad (61)$$

Note that $\text{Re}(Q_n^* B_n^i) = \text{Re}(Q_n^* B_n^f)$.

The normalization of our correlation matrix is such that $C_{\alpha\beta}(t) > 0$ for $t \rightarrow \infty$, i.e. the ground state amplitudes are always positive. However, within C_{QB} and C_{BB} , excited state amplitudes can be negative.

For $r < r_c$ the ground state $|1\rangle$ will be dominated by a $|Q\rangle$ -type component, whereas the first excitation $|2\rangle$ has a large $|B\rangle$ contribution¹⁰. For $r > r_c$ this correspondence will interchange. We view a signal $C_{QB} \neq 0$ as an “explicit” signature for mixing while a verification of an E_1 signal in $C_{QQ}(t)$ at $r > r_c$ (string decay) or within $C_{BB}(t)$ at $r < r_c$ will be referred to as an “implicit” mixing effect.

IV. INVESTIGATION OF INDIVIDUAL MATRIX ELEMENTS

We set the stage for the investigation of the mixing problem by comparing individual matrix elements to theoretical expectations. We first discuss C_{BB} and then combinations of different components of the correlation matrix, before we attempt to detect implicit mixing effects.

A. Large time asymptotics

We remark that $C_{BB}(t)$ contains a disconnected and a connected contribution. The disconnected term coincides with the $I = 1$ diagram Eq. (61), and the states it couples to are orthogonal to the $I = 0$ sector: any implicit mixing can only be mediated through C_{BB}^{con} . This means that at $0 < r < r_c$,

$$C_{BB}(t) \rightarrow -C_{BB}^{\text{con}}(t) \quad (t \rightarrow \infty): \quad (62)$$

the connected diagram will dominate at asymptotically large t . This is in contrast to the situation at small to moderately large times, where the overlaps $|B_1| \ll |B_2|$ [cf. Eqs. (54) and (60)] warrant a disconnected diagram dominance. We shall see below that Eq. (62) in fact turns out to be valid for any $r > 0$, including $r > r_c$.

We investigate the above expectation in Figure 7, where we plot ratios $-C_{BB}^{\text{con}}(t)/C_{BB}(t)$ as functions of t for a few $R = r/a$ values. Note that $Ra = 6a \approx r_0 \approx 0.5$ fm. As expected, at large t , this ratio approaches one. Note that $r = 0$ represents a special case. In this limit, the $\bar{Q}Q$ and the $B\bar{B}$ sectors decouple and Eq. (62) does not hold. As a consequence, the asymptotic limit is reached faster for $r = 2a$ than for $r = a$ which is adjacent to $r = 0$. For $r > 2a$, the speed of convergence decreases again: the gap between the two energy levels E_1 and E_2 reduces as a function of r and hence the limit

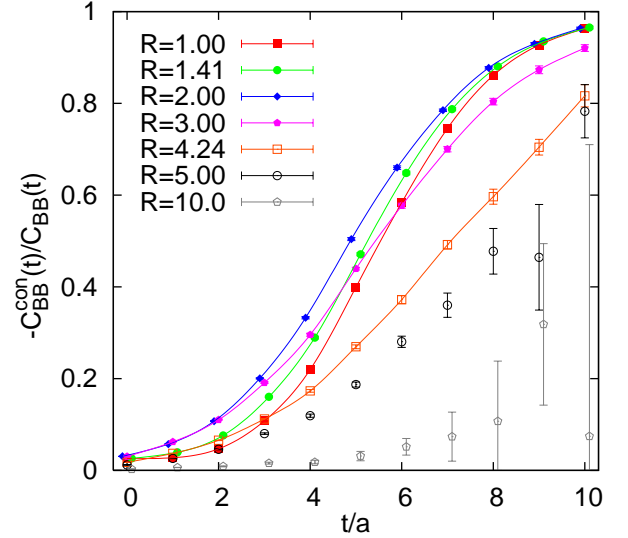


FIG. 7: The ratio $-C_{BB}^{\text{con}}/C_{BB}$ as a function of t for various $r = Ra$. The splines are drawn to guide the eye.

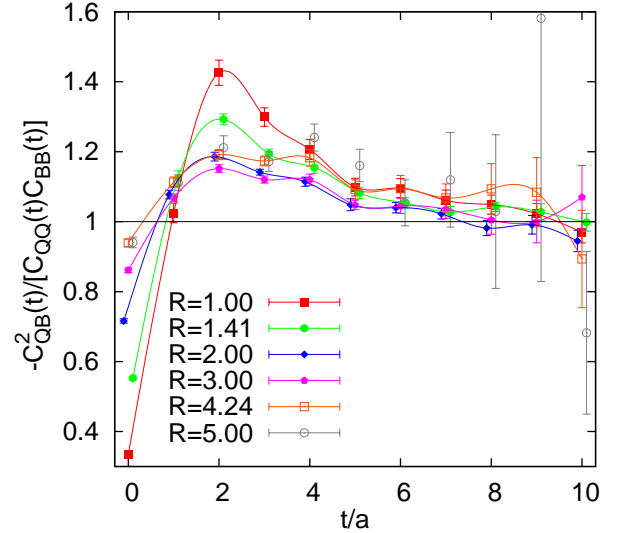


FIG. 8: The ratio $-C_{QB}^2/(C_{QQ}C_{BB})$ as a function of t for various $r = Ra$. The splines are drawn to guide the eye.

is approached less and less rapidly in t . At large r the signal vanishes in noise, before it can approach unity.

From Eqs. (58) – (60) it is expected that at asymptotically large times, for all $r > 0$,

$$|C_{QB}(t)|^2 \rightarrow C_{QQ}(t)C_{BB}(t) \quad (t \rightarrow \infty). \quad (63)$$

In Figure 8 we verify this expectation for some selected distances. The disconnected contribution to C_{BB} has to decay faster than the connected contribution. Otherwise the corresponding n_f , colour and Dirac factors would be incompatible with Eq. (63). Hence Eq. (62) above is not only valid at $r < r_c$ but for any distance $r > 0$.

In particular this means that at large t ,

$$C_{QB}^2(t) \rightarrow -C_{QQ}(t)C_{BB}^{\text{con}}(t), \quad (64)$$

¹⁰ It turns out that (hybrid) excitations of $|Q\rangle$ -nature are energetically higher than E_2 .

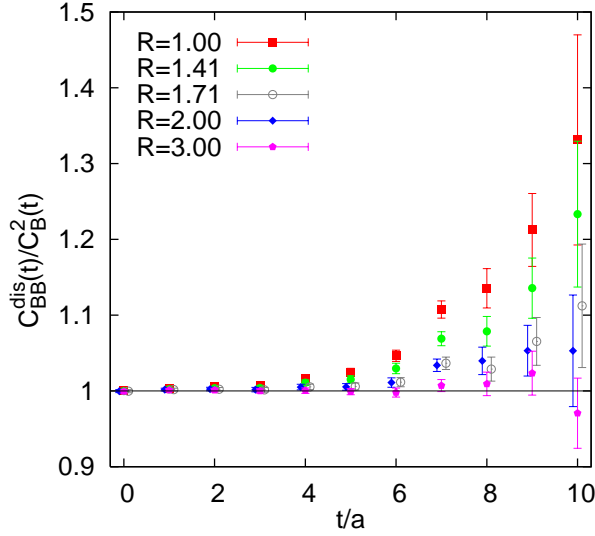


FIG. 9: The ratio $C_{BB}^{\text{dis}}/C_B^2$ as a function of t for small $r = Ra$.

or, diagrammatically,

$$\text{[diagram]} \times \text{[diagram]} \rightarrow - \text{[diagram]} \times \text{[diagram]}, \quad (65)$$

again for any $r > 0$. This limiting behaviour is approached faster in time than Eq. (63) above.

Both sides of Eq. (63) are dominated by the ground state contribution $|1\rangle$, which results in an exponential decay $\propto e^{-2E_1 t}$. At $r < r_c$, C_{QQ} couples more strongly to this term than C_{BB} . This interchanges at $r > r_c$, where the ground state is dominantly contained within the C_{BB} sector. The decoupling of C_{QB} from the $I = 1$ sector implies, $E_1 \leq E_1^a$: the $I = 0$ ground state energy cannot be larger than the lowest $I = 1$ energy level, at any distance $r > 0$.

Finally, we compare $C_{BB}^{\text{dis}}(t)$ to the static-light correlation function $C_B(t)$. If the B -mesons at positions $\mathbf{0}$ and \mathbf{r} did not interact with each other then the ratio $C_{BB}^{\text{dis}}(t)/C_B^2(t)$ would be unity. The $I = 1$ $B\bar{B}$ state would merely act like the sum of two isolated B mesons. We investigate this ratio in Figure 9 and find this scenario to be valid within our statistical resolution for $r \geq 2\sqrt{2}a \approx 0.23$ fm. The increase of this ratio at large t for small $r < 2\sqrt{2}a$ can be attributed to an increased overlap of the creation operator with the $\bar{Q}Q\pi$ $I = 1$ ground state, see also Sec. V D.

B. Implicit detection of mixing effects

We investigate whether the actual ground state energy level is visible in $C_{BB}(t)$ at $r < r_c$ or in $C_{QQ}(t)$ at $r > r_c$. For this purpose, we study the large t behaviour of effective masses, Eq. (35). The qualitative expectation in the absence of any mixing is sketched in Figure 10: at $r < r_c$ the ground state can only be detected within

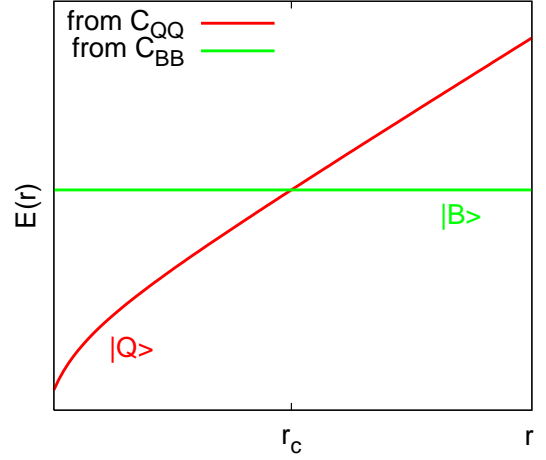


FIG. 10: Expected spectrum in the absence of mixing effects. The ground state at small r has no overlap with the $|B\rangle$ sector but is only contained within C_{QQ} . At $r > r_c$ the ground state is only visible in C_{BB} .

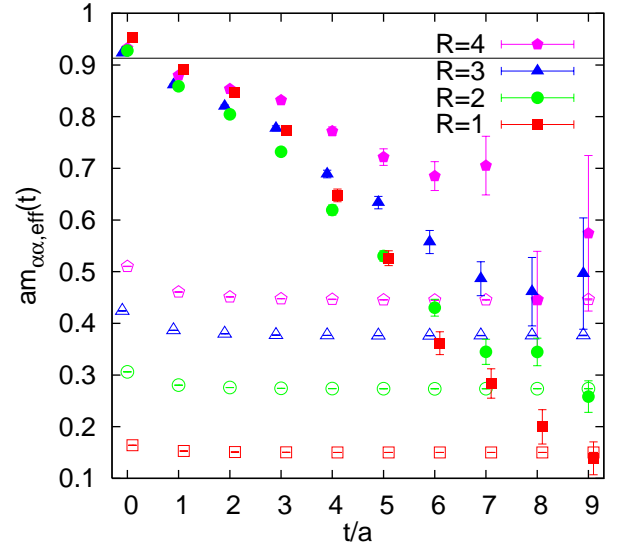


FIG. 11: Effective masses. The solid symbols are from $C_{BB}(t)$, the open symbols from the Wilson loop $C_{QQ}(t)$. The horizontal line corresponds to twice the mass of a static-light meson.

C_{QQ} , while at $r > r_c$ the ground state energy is given by the large t behaviour of C_{BB} and will not be visible from C_{QQ} . Implicit mixing means that the C_{QQ} and C_{BB} effective masses share the same ground state. At $r < r_c$ the C_{QQ} effective mass is expected to plateau at smaller t values than the C_{BB} effective mass. At $r > r_c$ the ground state then will become dominated by the $|B\rangle$ contribution and hardly be visible in C_{QQ} .

We display the situation for small r in Figure 11. The open symbols, calculated from Wilson loops C_{QQ} , exhibit good and early plateaus. The solid symbols, which correspond to the matrix element C_{BB} , start out from values, similar to the mass of two static-light mesons,

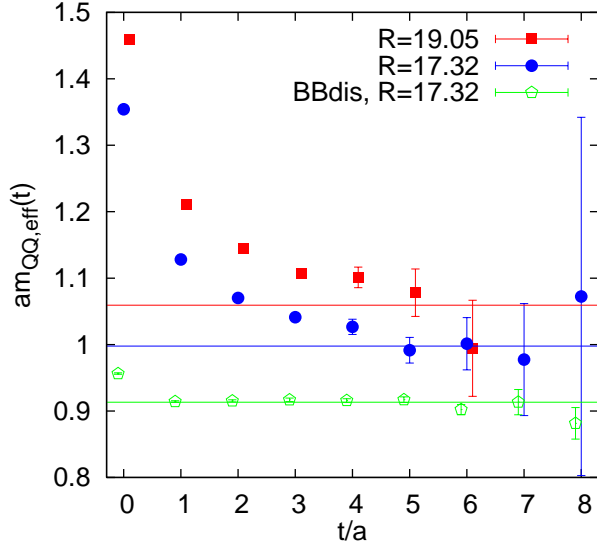


FIG. 12: Effective masses from the Wilson loop C_{QQ} . The lowest horizontal line is $2m_B$. The other two horizontal lines denote the central values of the respective excited state expectations from a global linear plus Coulomb fit to the potential from $2 < R \leq 13$ Wilson loop data. The open pentagons, from C_{BB}^{dis} , demonstrate the plateau quality within the C_{BB} sector.

but then decay towards the respective lower lying states, clearly signalling implicit mixing effects! Note that as C_{BB}^{dis} alone only projects onto the $I = 1$ sector, this effect is entirely due to the C_{BB}^{con} contribution, see Figure 7.

We are also tempted to verify implicit string breaking at large r . To this end, in Figure 12 we examine effective Wilson loop masses for two distances $r > r_c \approx 15a$: $r/a = 10\sqrt{3} \approx 17.32$ and $r/a = 11\sqrt{3} \approx 19.05$. The upper two horizontal lines denote the respective plateau value expectations from a global linear plus Coulomb fit to the potential as obtained from Wilson loops, in the region without string breaking, $\bar{r} < 11a < r_c$. We wish to see the data to deviate from this expectation, towards the lowest line, that corresponds to $2m_B$. We conclude that we see no implicit indications of string breaking in the Wilson loop data.

We also demonstrate the quality of the effective mass plateau within the C_{BB} sector in Figure 12 (open pentagons). Here, in the interest of small error bars, we neglected the C_{BB}^{con} correction to the masses. As expected, the C_{BB}^{dis} effective mass data agree with twice the static-light mass. We remark that we also find $E_1 \approx E_1^a$ within errors, in agreement with the level ordering expectation, $E_1 \leq E_1^a$.

The absence of an indication of implicit string breaking at large r is no surprise since in a study of adjoint potentials in $2 + 1$ dimensional $SU(2)$ gauge theory [22], this was only seen at physical times much bigger than ours. We shall address the question, at what t values implicit string breaking should become visible, in Sec. V C below. We will see in Sec. V A, where we also study ex-

plicit mixing effects, that mixing is indeed much smaller at $r > r_c$ than at $r < r_c$.

V. RESULTS

We present our analysis and results on the $I = 0$ mixing angle and energy levels. We then discuss string breaking as well as transition rates, before we address the short distance behaviour of the energy levels, both within the $I = 0$ and the $I = 1$ sectors. As we only work at a fixed value of the lattice spacing, it is convenient to display all results in this section in lattice units, $a \approx 0.083$ fm, i.e. $a^{-1} \approx 2.37$ GeV.

A. The mixing analysis

Our creation and annihilation operators are highly optimized, such that the overlaps $Q_n = \langle n|Q \rangle$ and $B_n = \langle n|B \rangle$ are close to *zero* for $n \geq 3$. Hence, we base our analysis on the simplified mixing scenario,

$$|Q\rangle = a_Q (\cos \theta |1\rangle - \sin \theta |2\rangle), \quad (66)$$

$$|B\rangle = a_B (\sin \theta |1\rangle + \cos \theta |2\rangle), \quad (67)$$

truncating Eqs. (53) and (54) after $n = 2$. In what follows, we abbreviate, $c_\theta = \cos \theta$ and $s_\theta = \sin \theta$. The identification, $Q_1 = a_Q c_\theta$, $Q_2 = -a_Q s_\theta$, $B_1 = a_B s_\theta$ and $B_2 = a_B c_\theta$ above guarantees that $\langle Q|B \rangle = 0$, as well as positivity of all correlation matrix elements for large Euclidean times.

The ansatz Eqs. (66) – (67) implies that,

$$C_{QQ}(t) = a_Q^2 [c_\theta^2 \exp(-E_1 t) + s_\theta^2 \exp(-E_2 t)], \quad (68)$$

$$C_{BB}(t) = a_B^2 [s_\theta^2 \exp(-E_1 t) + c_\theta^2 \exp(-E_2 t)], \quad (69)$$

$$C_{QB}(t) = a_Q a_B s_\theta c_\theta [\exp(-E_1 t) - \exp(-E_2 t)] \quad (70)$$

We also determine the correlation functions at $t = 0$. This enables us to implement the normalization, $C_{QQ}(0) = C_{BB}(0) = 1$. In this case, the a_Q and a_B values, fitted at large t , can be interpreted as the overlaps of our respective trial wave functions with the $n \leq 2$ eigenstate sector, with optimal value, $a_Q^2 = a_B^2 = 1$. While $a_Q^2 \leq 1$, this is not necessarily so for a_B^2 as here additional exponentials can come in with negative weight.

We attempted to model corrections to Eqs. (68) – (70), by adding additional exponentials to our fits. The overlaps $\langle n|B \rangle$ for $n \geq 3$ were so tiny that, except at $r \leq 2a$, we were unable to detect any additional masses in the C_{BB} channel. It was however possible to add an additional excitation to the $|Q\rangle$ channel. This exponential then also couples to the C_{QB} element. Results of such eight parameter fits were very compatible with those of the simultaneous five parameter fits introduced above, with parameters θ, a_Q, a_B, E_1 and E_2 . However, these eight parameter fits were not stable at all distances. In contrast, the five parameter fits turned out to be very

robust, such that the results presented here are based on the parametrization Eqs. (68)–(70). We also attempted six parameter fits, allowing θ to take two different values within Eq. (66) and Eq. (67). This however did not improve the χ^2/N_{DF} qualities and the two θ -angles turned out to agree within errors. We conclude that the mixing scenario Eqs. (68)–(70) is preferred by the data.

For each r we carefully checked the quality of the fits and the stability of the parameter values with respect to variations of the fit range. For each of the three matrix elements we determined a $t_{\alpha\beta,\min}$ value. a_B turned out to be much closer to unity than a_Q and we found, $t_{QQ,\min} \geq t_{QB,\min} \geq t_{BB,\min}$. The fit ranges that we employed in our final analysis are,

$$t_{QQ,\min} = 4a, t_{QB,\min} = 3a, t_{BB,\min} = 2a \quad \text{for } \bar{r} > 15.5a, \quad (71)$$

$$t_{QQ,\min} = t_{QB,\min} = 4a, t_{BB,\min} = 2a \quad \text{for } 15.5a \geq \bar{r} > 13a, \quad (72)$$

$$t_{QQ,\min} = 5a, t_{QB,\min} = 4a, t_{BB,\min} = 2a \quad \text{for } 13a \geq \bar{r} > 12a, \quad (73)$$

$$t_{QQ,\min} = 6a, t_{QB,\min} = 5a, t_{BB,\min} = 2a \quad \text{for } 12a \geq \bar{r} > 8a, \quad (74)$$

$$t_{QQ,\min} = 6a, t_{QB,\min} = 5a, t_{BB,\min} = 3a \quad \text{for } \bar{r} \leq 8a. \quad (75)$$

We determined the correlation matrix elements $C_{\alpha\beta}(t)$ for $0 \leq t \leq 10$. However, the quality of the C_{QQ} and C_{QB} data only allowed us to use $t_{\max} = 9$ for $\bar{r} \geq 12$. For the discussion of the individual matrix elements presented in the previous sections, we calculated jackknife and bootstrap errors. Both showed consistent results. Hence, in this more complicated mixing analysis we restrict ourselves to the jackknife method.

Prior to the fits we transformed the data:

$$C_{\alpha\beta}(t) \rightarrow C_{\alpha\beta}(t)/C_B^2(t). \quad (76)$$

This automatically normalizes the energy levels with respect to $2m_B$, removing the self energy $2m_Q$. In principle, this procedure bears the risk of introducing additional energy levels that are present in the static-light correlation function but not within the $\bar{Q}Q/B\bar{B}$ system. Figure 3 confirms nicely that at $t > a$ no such levels are statistically detectable. $C_B(0)$, however, turns out to be about 2 % larger than an exponential extrapolation down from $t \geq a$ suggests. We correct for this in the calculation of the overlaps a_Q and a_B . The results for all fit parameters are summarized in Table I.

θ is the mixing angle of the physical eigenstates $|1\rangle, |2\rangle$ with respect to the Fock basis $|Q\rangle, |B\rangle$, used in the simulation. We invert Eqs. (66) – (67), adapting the normalization $|Q\rangle \mapsto a_Q^{-1}|Q\rangle, |B\rangle \mapsto a_B^{-1}|B\rangle$:

$$|1\rangle = \cos\theta|Q\rangle + \sin\theta|B\rangle, \quad (77)$$

$$|2\rangle = -\sin\theta|Q\rangle + \cos\theta|B\rangle. \quad (78)$$

In our $t_{\alpha\beta} \geq t_{\alpha\beta,\min}$ analysis we effectively encounter this idealized picture and truncate the eigenbasis at $n = 2$, which is supported by the data. However, we also truncate the Fock basis after the $\bar{Q}q\bar{q}Q$ sector. In general, the physical eigenstates will receive contributions from higher Fock states too and hence there will be a (slight) model dependence in the determination of θ .

The limit $\mathbf{r} = \mathbf{0}$ represents a special case. In this limit,

$$\boxed{\text{vacuum}} \propto \mathbf{0} \cdot \langle \bar{q}_0 \gamma (1 - \gamma_4) q_0 \rangle_U = 0, \quad (79)$$

since $\langle \bar{q}\gamma_i q \rangle_U = \langle \bar{q}\gamma_i \gamma_4 q \rangle_U = 0$: the two $I = 0$ eigenstates decouple and hence $\theta = 0$. Moreover, $\langle W(\mathbf{0}, t) \rangle_U = \text{const}$, which means that the vacuum is the ground state. \bar{Q} and Q annihilate: $E_1(0) - 2m_B = -2m_B$. The ground state overlap at this point is $a_Q = 1$, by definition, and C_{QB} is undefined. At $r = 0$ we perform a two exponential fit for $t \geq a$ to $C_{BB}(t)$, with exponents E_g and E_2 . The lower mass (without subtracting $2m_B$) is $E_g = 0.32(17)a^{-1}$ but with tiny overlap: $a_g^2 = 0.0045(15)$. This mass should coincide with the mass of two interacting pions or with the scalar f_0 mass, see also Sec. VD below. We have $2m_\pi = 0.55(1)a^{-1}$ for two non-interacting pions while the mass of the lightest scalar is [6] $m_{0++} = 0.71(6)a^{-1}$. Both values are compatible within two standard deviations with the fitted E_g value above.

B. String breaking

In Figure 13 we plot the two energy levels, normalized with respect to $2m_B$, as a function of the $O(\alpha_s)$ improved lattice distance \bar{r} , Eq. (34). Note that string breaking takes place at a distance $r_c \approx 15a \approx 1.25$ fm. The implications with respect to the $n_f = 2 + 1$ QCD situation with realistic quark masses are discussed in Sec. VI below. The curve corresponds to the three-parameter fit,

$$E_1(r) = V_0 + \sigma r - e/r, \quad (80)$$

with fit range $0.2 \text{ fm} \leq \bar{r} \leq 0.9 \text{ fm}$. For the normalization we find, $V_0 = 2m_B - 0.509(8)a^{-1}$ while string tension and

TABLE I: The energy levels E_1 and E_2 , as well as the mixing angle θ , the overlaps a_Q and a_B and the transition rate g , defined in Eq. (94). Note that at $r = 0$, $E_1 = 0$ and the ground state energy is, $a(E_g - 2m_B) = -0.59(17)$. E_2 denotes the first excitation above this state.

\bar{r}/a	$a[E_1 - 2m_B]$	$a[E_2 - 2m_B]$	$a[E_2 - E_1]$	θ	a_Q	a_B	ag
$r = 0$	-0.913 (3)	0.021 (7)	0.934 (7)	0	1	0.978 (3)	0
1.365	-0.759 (4)	0.021 (7)	0.780 (8)	0.129 (2)	1.016(10)	0.985(11)	0.0996 (5)
1.442	-0.706 (4)	0.028 (5)	0.734 (7)	0.168 (2)	1.019(10)	0.995 (9)	0.1210 (5)
1.826	-0.648 (4)	0.035 (4)	0.683 (6)	0.196 (3)	1.022(10)	1.003 (7)	0.1304 (7)
1.855	-0.634 (4)	0.032 (5)	0.667 (7)	0.212 (3)	1.022(10)	1.000 (8)	0.1369 (6)
2.836	-0.539 (4)	0.036 (4)	0.575 (5)	0.239 (3)	1.025(11)	1.007 (6)	0.1323 (6)
2.889	-0.529 (4)	0.034 (4)	0.564 (5)	0.246 (3)	1.026(10)	1.005 (7)	0.1330 (6)
3.513	-0.489 (4)	0.033 (4)	0.522 (5)	0.239 (3)	1.021(10)	1.005 (6)	0.1199 (7)
3.922	-0.460 (4)	0.029 (4)	0.489 (5)	0.231 (3)	1.010(10)	1.002 (6)	0.1089 (6)
4.252	-0.444 (4)	0.030 (3)	0.474 (5)	0.221 (3)	1.001(11)	1.004 (5)	0.1014 (6)
4.942	-0.404 (3)	0.026 (4)	0.430 (4)	0.203 (2)	0.989 (9)	1.003 (5)	0.0849 (5)
5.229	-0.392 (3)	0.026 (4)	0.418 (4)	0.193 (2)	0.983 (9)	1.004 (6)	0.0787 (6)
5.666	-0.370 (4)	0.020 (3)	0.389 (5)	0.184 (3)	0.976(11)	0.996 (5)	0.0700 (4)
5.954	-0.360 (3)	0.019 (4)	0.379 (4)	0.177 (3)	0.955 (9)	0.997 (5)	0.0657 (6)
6.953	-0.315 (4)	0.016 (3)	0.331 (4)	0.163 (3)	0.941(12)	0.995 (5)	0.0531 (6)
6.962	-0.315 (3)	0.017 (4)	0.332 (4)	0.166 (3)	0.937 (8)	0.996 (6)	0.0542 (7)
7.079	-0.307 (4)	0.010 (3)	0.318 (4)	0.169 (3)	0.944(10)	0.984 (4)	0.0527 (5)
7.967	-0.273 (3)	0.010 (4)	0.283 (5)	0.170 (4)	0.917 (8)	0.986 (7)	0.0471 (6)
8.492	-0.252 (5)	0.008 (2)	0.260 (5)	0.172 (4)	0.907(15)	0.982 (2)	0.0439 (6)
8.680	-0.239 (5)	0.005 (2)	0.244 (5)	0.175 (5)	0.920(15)	0.978 (2)	0.0418 (8)
8.971	-0.222 (5)	0.006 (2)	0.228 (5)	0.181 (4)	0.926(13)	0.980 (2)	0.0405 (7)
9.905	-0.197 (7)	0.007 (2)	0.204 (7)	0.180 (5)	0.875(17)	0.982 (2)	0.0358 (8)
9.974	-0.187 (6)	0.006 (2)	0.193 (5)	0.186 (6)	0.891(17)	0.980 (2)	0.0351 (8)
10.408	-0.182 (9)	0.005 (2)	0.187 (9)	0.179(10)	0.849(24)	0.979 (2)	0.0327(10)
10.977	-0.145(11)	0.002 (2)	0.147(10)	0.202(16)	0.878(31)	0.977 (2)	0.0289 (8)
11.319	-0.145 (8)	0.006 (2)	0.150 (8)	0.191(11)	0.837(20)	0.980 (2)	0.0280 (8)
12.138	-0.119 (9)	0.005 (2)	0.125(10)	0.194(15)	0.811(23)	0.980 (2)	0.0235 (6)
12.733	-0.092 (7)	0.006 (1)	0.097 (7)	0.227(16)	0.814(15)	0.980 (2)	0.0214 (5)
13.869	-0.036 (6)	0.008 (2)	0.044 (5)	0.384(58)	0.823(14)	0.981 (2)	0.0151 (6)
14.147	-0.039 (5)	0.007 (2)	0.046 (5)	0.345(39)	0.792 (9)	0.981 (2)	0.0147 (5)
14.288	-0.032 (5)	0.007 (2)	0.039 (4)	0.395(49)	0.794(12)	0.981 (3)	0.0140 (6)
14.463	-0.026 (5)	0.007 (2)	0.033 (3)	0.498(71)	0.793(12)	0.978 (3)	0.0137 (6)
14.605	-0.016 (4)	0.009 (3)	0.025 (3)	0.59 (11)	0.801(12)	0.981 (2)	0.0115 (6)
14.704	-0.017 (4)	0.009 (3)	0.027 (2)	0.69 (11)	0.794(11)	0.977 (3)	0.0131 (5)
15.008	-0.011 (3)	0.011 (3)	0.022 (1)	0.87 (12)	0.784(11)	0.977 (2)	0.0110 (5)
15.176	-0.005 (3)	0.018 (5)	0.022 (3)	1.01 (12)	0.787(12)	0.981 (2)	0.0100 (7)
15.372	-0.003 (2)	0.027 (7)	0.030 (5)	1.204(78)	0.792(14)	0.980 (3)	0.0100 (6)
15.561	-0.002 (2)	0.027 (6)	0.029 (5)	1.15 (10)	0.771(14)	0.982 (2)	0.0109 (4)
15.600	-0.002 (2)	0.037 (8)	0.039 (8)	1.305(61)	0.793(15)	0.980 (2)	0.0100 (5)
17.331	0.001 (2)	0.095(13)	0.094(12)	1.501(12)	0.756(21)	0.981 (2)	0.0066 (5)
19.063	0.003 (2)	0.164(20)	0.161(20)	1.546 (4)	0.736(29)	0.982 (2)	0.0040 (4)

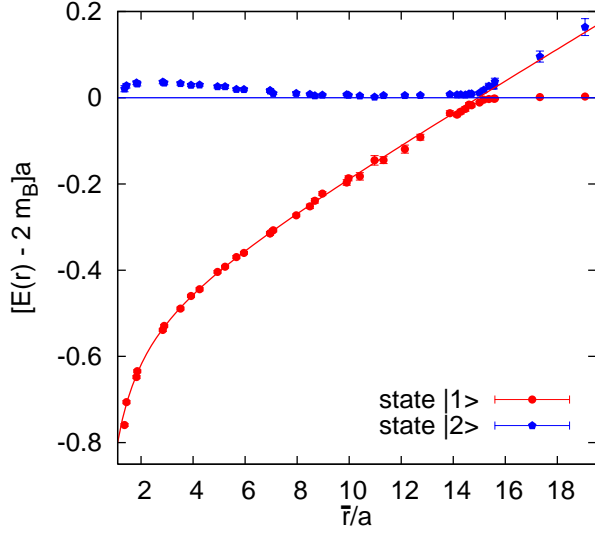


FIG. 13: The two energy levels, as a function of \bar{r} , normalized with respect to $2m_B$ (horizontal line). The curve corresponds to the three parameter fit to $E_1(\bar{r})$, Eqs. (80)–(82), for $0.2 \text{ fm} \leq \bar{r} \leq 0.9 \text{ fm} < r_c$.

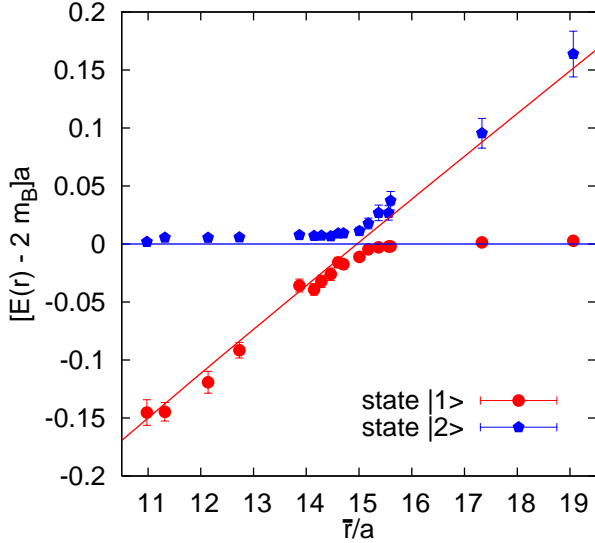


FIG. 14: The same as Figure 13, for the string breaking region.

Coulomb coefficient are respectively,

$$\sqrt{\sigma} = 0.1888(29) a^{-1}, \quad (81)$$

$$e = 0.362(16). \quad (82)$$

The fit implies a Sommer parameter,

$$r_0^2 \left. \frac{dE_1(r)}{dr} \right|_{r=r_0} = 1.65, \quad (83)$$

of

$$r_0 = 6.009(53)a \approx 0.5 \text{ fm}, \quad (84)$$

which we use to translate the lattice scale a into physical units.

On the scale of Figure 13, the energy gap $\Delta E_c = \min_r [E_2(r) - E_1(r)]$ is barely visible. Therefore, we enlarge the string breaking region in Figure 14. We define the string breaking distance as the distance where the energy gap is minimal: $E_2(r_c) - E_1(r_c) = \Delta E_c$.

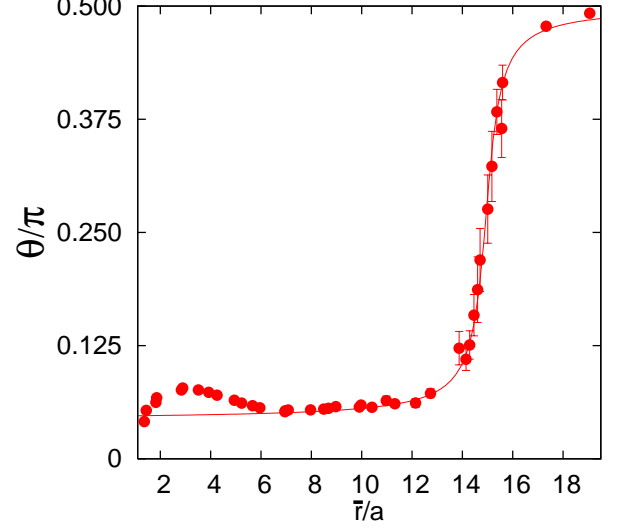


FIG. 15: The mixing angle θ , as a function of \bar{r} . The curve corresponds to the parametrization Eqs. (85)–(88).

Not only the two energy levels play a role in the mixing dynamics but also the mixing angle θ of Eqs. (77) and (78). In Figure 15 we depict θ as a function of r . For $r < r_c$, the overlap Q_1 will be larger than B_1 and hence $\theta < \pi/4$. For $r \rightarrow \infty$ the $\bar{Q}Q$ content of the ground state will vanish and $\theta \rightarrow \pi/2$. The Figure reveals that while this large r limit is rapidly approached for $r > r_c$, the ground state at small r contains a significant $B\bar{B}$ admixture: for instance, $\sin^2[\theta(8a)] \approx 0.03$. Furthermore, there is a “bump” at small r in $\theta(r)$ as well as in $E_2(r)$, before θ is forced to approach zero at $r \rightarrow 0^{11}$, where $C_{QB}(t) = 0$. This bump is likely to be related to light meson exchange, where in our study $m_\pi^{-1} \approx 4a$.

The curve corresponds to a phenomenological three parameter fit to the $0.9 \text{ fm} \approx 11a \leq \bar{r} \leq 19a \approx 1.6 \text{ fm}$ data:

$$\theta(r) = \frac{c}{2} \left\{ \arctan[d(r - r_s)] - \frac{\pi}{2} \right\} + \frac{\pi}{2}, \quad (85)$$

with parameter values,

$$r_s = 14.95(12)a, \quad (86)$$

$$d = 2.31(21)a^{-1}, \quad (87)$$

$$c = 0.914(6). \quad (88)$$

¹¹ Note that $\bar{0} \approx 0.92a$.

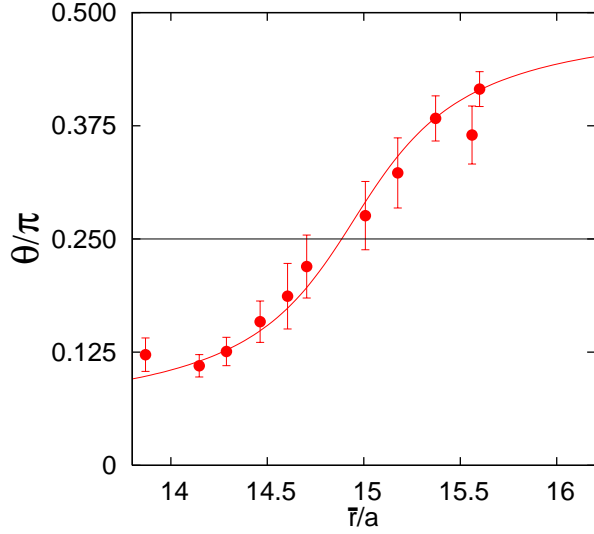


FIG. 16: The same as Figure 15, for the string breaking region.

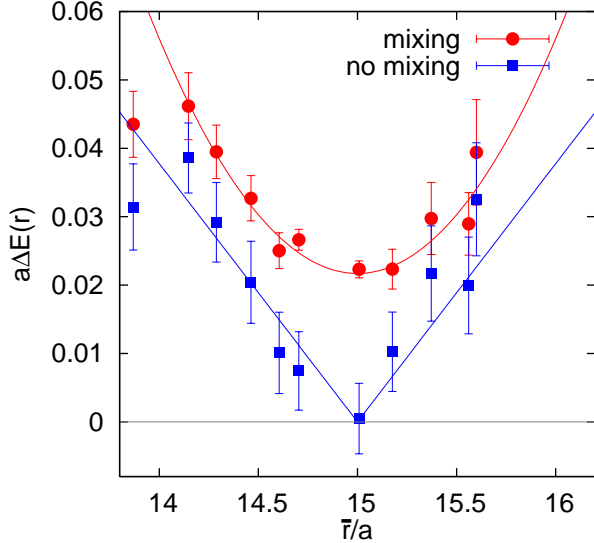


FIG. 17: The energy gap $\Delta E = E_2 - E_1$ with (circles) and without (squares) mixing.

The increase of θ with respect to r for $r \approx r_s$ is given by, $d\theta(r)/dr|_{r=r_s} = cd/2 = 0.34(3)\pi a^{-1}$. Our distance-resolution clearly allows us to resolve the mixing dynamics at $r \approx r_c$. We enlarge this region in Figure 16.

Finally, in Figure 17, we investigate the difference $\Delta E(r) = E_2(r) - E_1(r)$ in the string breaking region. The circles represent the results from our mixing analysis while the squares are extracted from fits to the Wilson loops C_{QQ} and the $I = 1 B\bar{B}$ operator C_{BB}^{dis} alone. This resembles the situation in the quenched approximation where no string breaking or mixing occurs. We perform a quadratic fit in the region $14a \leq \bar{\tau} \leq 16a$,

$$\Delta E(r) = \Delta E_c + b^3(r - r_c)^2. \quad (89)$$

The resulting parameter values are,

$$r_c = 15.00(8)a, \quad (90)$$

$$\Delta E_c = 0.0217(9)a^{-1}, \quad (91)$$

$$b = 0.325(14)a^{-1}. \quad (92)$$

The position of the minimal energy gap $r_c = 15.00(8)a$ is in perfect agreement with the value $r_s = 14.95(12)a$ of Eq. (86), at which $\theta = \pi/4$. Translated into physical units we obtain a minimal energy gap, $\Delta E_c \approx 51(3)$ MeV, and a string breaking distance,

$$r_c = 2.496(26)r_0 \approx 1.248(13)\text{ fm}. \quad (93)$$

The errors quoted are purely statistical and do not contain the 5 % uncertainty of $r_0 \approx 0.5$ fm or the deviation of $n_f = 2$ and $m \lesssim m_s$ from the real QCD situation.

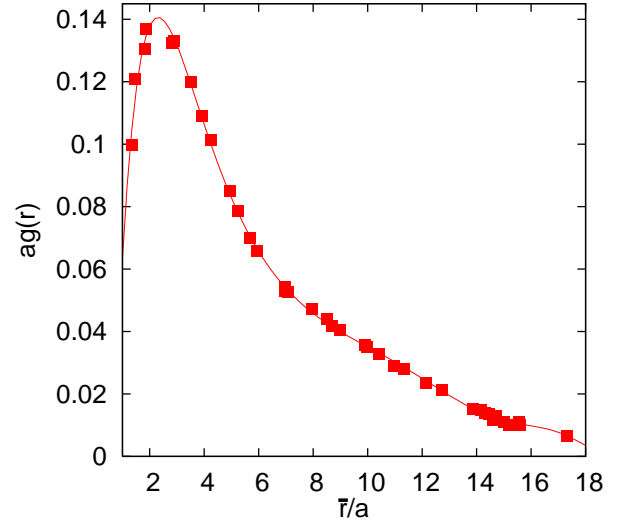


FIG. 18: The transition rate g between $|B\rangle$ and $|Q\rangle$ states, as a function of $\bar{\tau}$.

C. Transition rates

We assume that the elements of our mixing matrix only couple to the lowest two QCD eigenstates within the appropriate static-static sector. In this limit, for each r , we encounter a quantum mechanical two-state system. Our two test wave functions are not QCD eigenstates and, therefore, the off-diagonal matrix elements $C_{QB}(t)$ assume non-trivial values. The transition rate, governing string fission at $r > r_c$ and fusion at $r < r_c$, is given by,

$$g = \left. \frac{dC_{QB}(t)}{dt} \right|_{t=0} \frac{1}{\sqrt{C_{BB}(0)C_{QQ}(0)}}. \quad (94)$$

While in Euclidean time all Fock states eventually decay into the ground state $|1\rangle$, in Minkowski space-time, starting from such a non-eigenstate, results in oscillations between the QQ and $B\bar{B}$ sectors.

Obviously, our states $|Q\rangle$ and $|B\rangle$ are somewhat polluted by $n \geq 3$ excitations as evidenced by $a_Q \neq 1$ and $a_B \neq 1$. So we have to “wait” for some initial relaxation time t_{\min} to pass until this equation becomes applicable. We can easily extract g from our five parameter fits, Eqs. (68) – (70), setting $C_{QQ}(0) = a_Q^2$ and $C_{BB}(0) = a_B^2$:

$$g(r) = \Delta E(r) \frac{\sin[2\theta(r)]}{2}. \quad (95)$$

This quantity is plotted in Figure 18 and the resulting values are displayed in the last column of Table I. At the string breaking point, $\theta \approx \pi/4$ and hence $g(r_c) \approx \Delta E_c/2 \approx 25(2)$ MeV. This means that $g(r)$ has a maximal value of around 320 MeV, at a distance of about 0.2 fm. The curve is a polynomial and drawn to guide the eye. g^{-1} can be interpreted as the characteristic Euclidean time scale, governing the decay of one state into the other. For instance, at $r = 2a$ we find the (maximal) value $g^{-1} \approx 7.3a$ and indeed, in Figure 11, at $t/a > 7$ the C_{BB} effective masses (solid circles) agree with the C_{QQ}

level (open circles). We also find that the implicit indications of mixing effects are most pronounced at exactly the distance at which g is largest.

For small r , g decreases as it has to reach *zero* at $r = 0$. At large r , θ approaches $\pi/2$ quite rapidly, resulting in small g values too: for $r > r_c$ we find $g < \Delta E_c/2 \approx 0.011 a^{-1}$. This means that detecting the (dominantly $|B\rangle$) ground state of the system from Wilson loop signals alone necessitates distances $t = O(100 a)$. Possibly, depending on the statistical accuracy, $t = 50 a$ might be sufficient to verify the decay of the Wilson loop signal towards the ground state energy. In view of this, it is no surprise that in Figure 12 we have been unable to verify such implicit string breaking at $r > r_c$ from $t \leq 9a$ data.

It is possible to calculate g directly from the data, without any fits. This will be a valuable consistency check. For this purpose, the time derivative has to be eliminated from Eq. (94). It is straight forward to derive the approximate expression (for a similar result, see e.g. Michael [68]),

$$g(t) \approx Z \frac{C_{QB}(t) \sqrt{C_{QQ}(0)C_{BB}(0)}}{\sum_{j=1}^{t/a-1} C_{QQ}(ja)C_{BB}(t-ja) + \frac{1}{2}[C_{QQ}(0)C_{BB}(t) + C_{QQ}(t)C_{BB}(0)]}, \quad Z = \frac{a\Delta E}{2 \tanh(a\Delta E/2)}. \quad (96)$$

The Z term originates from replacing a time integral by a discrete lattice sum. The required level difference ΔE can be approximated by an effective mass, however, for our proof-of-principle calculation we use the ΔE values of Table I, extracted from our five parameter mixing fits. The largest such correction for the examples, displayed in Figure 19, amounts to a 3.7% upward shift of the $r = 2a$ data.

If the energy gap ΔE is large then, within the denominator, the propagation of the lighter state is strongly preferred over that of the heavier state and the transition between the two states will take place near the end points $j \approx 0$ or $j \approx t/a$. In this case, unless $E_3 \gg E_2$, there will be higher state contaminations and no accurate result can be expected. If ΔE is large then $g = s_{\theta} c_{\theta} \Delta E$ can also be large. In the derivation of Eq. (96) implicit mixing effects are neglected and due to this, at large t , there will be corrections, $g = g(t) + O(gt)$. If g is sufficiently small, then there is a chance of identifying a plateau in $g(t)$ from large enough (but not too large) t values.

In Figure 19 we compare $g(t)$ approximants, obtained by use of the modified Michael ratio method Eq. (96), with our fitted g values (horizontal error bands). We find good plateaus and perfect agreement with the fitted g values, except at distances $r \leq 6a$ where implicit mixing is significant and the linear t behaviour already sets in, before the excited state contributions have died out.

In principle, one could attempt to subtract such linear terms.

The ratio method offers a nice check of consistency. Other than this, we see little advantage in calculating $g(t)$ over extracting g from a global fit (in t) of the correlation matrix elements. In the case of very noisy data such fits may turn out impossible but in this case any $g(t)$ estimate will be unreliable anyhow. Note that within our fit ranges Eqs. (71)–(75), $g(t)$ does not show any sizeable excited state contaminations.

D. Short distance $B\bar{B}$ forces

We now focus on the short distance behaviour, both for $I = 0$ and for $I = 1$ $B\bar{B}$ systems, and display the respective two lowest lying energy levels in Figure 20. Note that the difference between the $I = 1$ and the $I = 0$ ground states is given by our (unrealistically heavy) π mass, $m_{\pi} \approx 640$ MeV. The lowest state in the $I = 0$ sector corresponds to the conventional $\bar{Q}Q$ potential. We already noted the bump in the excited state level, with a maximum of about 85(10) MeV, relative to $2m_B$, at a distance of 0.2 – 0.3 fm. Such a bump is not present within the $I = 1$ sector, to which the exchange diagram $C_{B\bar{B}}^{\text{con}}$ does not contribute. We assume this energy barrier to be related to meson exchange. Note that at the dis-

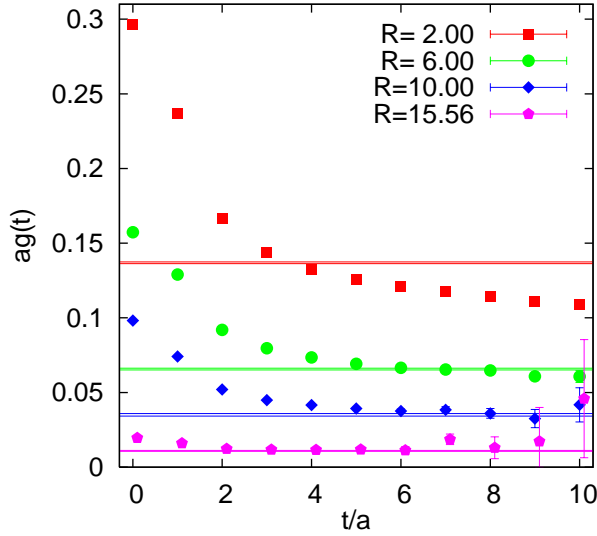


FIG. 19: The modified Michael ratio Eq. (96) for different $r = Ra$ values, as a function of t . The horizontal error bands correspond to the fitted transition rates.

tance of the maximum, $\Delta E(r) \approx 2m_\pi$. Unfortunately, in our study we restricted ourselves to one quark mass and hence we are unable to investigate the quark mass dependence of the height and of the position of this feature.

Within the $I = 1$ situation, we also encounter two sectors, namely a $\overline{Q}Q\pi$ state (with $\overline{Q}Q$ in the Σ_u^- representation that is mass-degenerate with Σ_g^+) and the $B\overline{B}$ state that we label as $|B_a\rangle$. After diagonalization of this mixing problem one should be able to identify a mixing angle ϕ and the two energy levels¹² E_1^a and E_2^a , in analogy to the $I = 0$ system. Again, for $r = 0$ the off-diagonal elements of the corresponding correlation matrix vanish and the two sectors decouple. The lower lying state will be a single π , with \overline{Q} and Q annihilating. In contrast, in this limit, C_{BB}^{dis} will couple to scalar states. In the colour singlet sector this will be a scalar a_0 meson as well as $\pi\pi$ scattering states. There will be excitations above these mesonic states, corresponding to two light quarks, bound to an adjoint static colour source, in analogy to pure gauge hybrid potentials where \overline{Q} and Q do not annihilate at $r = 0$ (gluelumps [34]). Note that in the limit $r = 0$, the $I = 0$ correlation function $C_{BB}(t)$ will also couple to both, $B\overline{B}$ states with $q\overline{q}$ in a colour octet (which we shall call $q\overline{q}$ lumps) and to colour singlet $f_0/\pi\pi$ states. The latter sector is lighter.

As we only have the creation operator of the $|B_a\rangle$ state \mathcal{B}_a at our disposal but do not separately investigate the $\overline{Q}Q\pi$ sector (and the mixing between the two sectors),

¹² Note that at very small distances and/or small sea quark masses there will be additional multi-mesonic states between the $|1_a\rangle$ ground state and the $|2_a\rangle$ excitation.

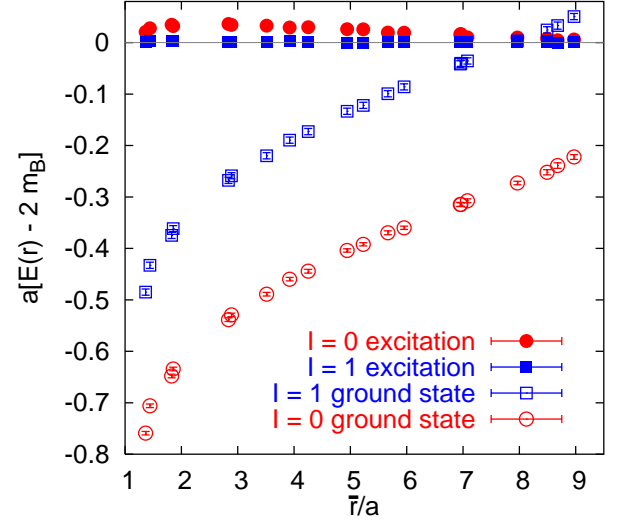


FIG. 20: The first two energy levels within the $I = 0$ and $I = 1$ sectors, at short distances.

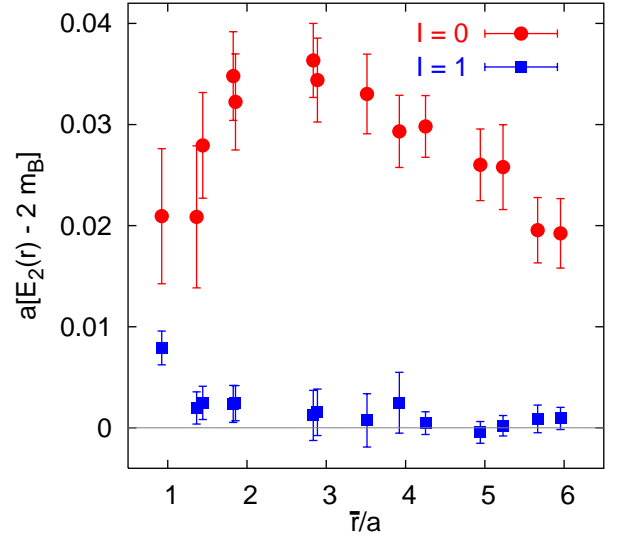


FIG. 21: The $I = 0$ and $I = 1$ excited state energies, relative to $2m_B$, at short distances, $\overline{r} < r_0 \approx 6a$.

we assume the lowest lying $I = 1$ state (open squares) to consist of the ground state potential plus the mass of the π . There will be a (small) correction to this assumption, due to the interaction energy on a finite lattice. For the $r > 2\sqrt{2}a$ data we are unable to detect this state within the C_{BB}^{dis} signal, see also Figure 9. For $\overline{r} < 4a$ we apply two exponential fits with $t_{\text{min}} = 2a$. The overlap with the $\overline{Q}Q\pi$ ground state turns out to be tiny in these three parameter fits, with mixing angles ranging from $\sin^2(\phi) = 0.0006(22)$ at $\overline{r} \approx 3.51a$ to $\sin^2(\phi) = 0.0034(4)$ at $\overline{r} \approx 1.37a$. However, the fits are consistent with the ground state mass assumption, $E_1(r) + m_\pi$.

In Figure 21 we focus on the two E_2 levels at small r . As noted before, there is repulsion in the $I = 0$ sector for distances $r > 0.25$ fm, with a peak value of the energy

barrier of about 85 MeV. However, at very short range, attraction sets in. This has to be so since in the $r \rightarrow 0$ limit the first excitation above the vacuum is a flavour singlet light quark state, with \bar{Q} and Q annihilating each other. Hence the form at asymptotically short distances will be governed by the perturbative colour singlet potential.

Contrary to Ref. [61], we also observe (weak) repulsion in the $I = 1$ sector. This difference might be due to a bigger overlap of the \mathcal{B}_a operator used in this previous study with the $\bar{Q}Q\pi$ ground state. However, with our operator and statistical accuracy we are able to clearly separate the (tiny) $\bar{Q}Q\pi$ pollution from E_2 . From a four parameter two exponential fit to the $I = 1$ operator C_{BB}^{dis} at $r = 0$ we find, $aE_1 = 0.394(26)$, very similar to the corresponding $I = 0$ value, $aE_g = 0.32(17)$. This might indeed be a scalar a_0 meson. The coupling between our operator and this state is $a_1^2 = 0.010(2)$. The first excitation (with which our operator has 99 % overlap) that we are able to resolve is $E_2 - 2m_B = 0.0079(16)a^{-1}$ (left most data point: $\bar{0} \approx 0.92a$). We interpret this as the lowest lying lump of a $q\bar{q}$ state, bound to an adjoint static colour source. In this case the short distance interaction can be identified with the octet potential [34]. As argued above, there should be further scattering states inbetween the a_0 level and the $q\bar{q}$ lump, however, our operator basis appears to have (almost) vanishing overlap with them.

VI. PHENOMENOLOGICAL IMPLICATIONS

We discuss a possible extrapolation of our string breaking results to the $n_f = 2+1$ case with realistic light quark masses. We also comment on the relevance of the results with respect to quarkonium spectroscopy.

A. Extrapolation to real QCD

We expect the string breaking distance to decrease with the sea quark mass. From the experimental difference $m_{B_s} - m_B = 90(3)$ MeV, we obtain $r_c \approx 2.16 r_0 \approx 1.08$ fm if we assume invariance of the shape of the $\bar{Q}Q$ potential under variation of the sea quark mass. This assumption however is rather arbitrary and we wish to refine this first very rough estimate.

A more controlled way is to extrapolate previous results of the static-light meson mass [38, 69] and of the $\bar{Q}Q$ energy [6] quadratically in the π mass. The latter extrapolation has already been performed in Ref. [6]. For the static-light mass we obtain an upward shift, $\Delta m_B = 0.21(10)r_0^{-1}$, when replacing our simulated quark mass by the physical light quark mass. This direction of change is possible since the self energy of the static propagator increases with decreasing sea quark mass [70]. The potential at r_c also moves upwards, unsurprisingly by an amount that is larger than $2\Delta m_B$. In combining the

two extrapolations we obtain $r_c = (2.27 \pm 0.20)r_0 \approx (1.13 \pm 0.10)$ fm for $n_f = 2$ light sea quarks, in good agreement with the rough phenomenological estimate presented above.

The previous lattice results [6, 38, 69] were obtained with a static action that differs from the present one where we employ fat temporal links (see Sec. III B 2), however, this change will not affect the string breaking distance since, when introducing the fat link action, both energy levels are always shifted downwards by the same amount.

We discuss the effect of a third, heavier, sea quark flavour. In this case there will be two separate thresholds, one for the decay into what we call B and \bar{B} mesons and one into B_s and \bar{B}_s . It is not *a priori* clear what effect the inclusion of such a third sea quark has on the r_c position at which the decay into $B\bar{B}$ sets in. A comparison between the $n_f = 0$ and the $n_f = 2$ situations might give some indication. Interpolating the $n_f = 0$ static-light masses of Refs. [71, 72] to our quark mass, $m_\pi/m_V = 0.704(5)$, we obtain the value $m_B = 0.540(10)a^{-1}$ at $\beta = 6.2$ where $r_0 = 7.30(4)a$. Together with the potential from Ref. [30], this corresponds to $r_c = 2.53(8)r_0$, very consistent with our $n_f = 2$ result, Eq. (93), $r_c = 2.50(3)r_0$. So we would expect the value,

$$r_c = (2.27 \pm 0.20)r_0 \approx (1.13 \pm 0.10)\text{ fm}, \quad (97)$$

to remain largely unaffected by the addition of the strange quark. Note that there are additional systematic errors of about 5 % on the scale r_0 and that we have not attempted a continuum limit extrapolation. We expect large distance physics like the string breaking scenario to remain largely unaffected by charm quark dynamics which, however, might influence short distance interactions.

In Figure 22 we display our $n_f = 2, m \lesssim m_s$ energy levels in physical units. The plotted parametrizations are,

$$E_1(r) = 2m_B + g_1(r)V(r) + c_1, \quad (98)$$

$$E_2(r) = 2m_B + [1 - g_2(r)]V(r) + c_2, \quad (99)$$

where

$$g_i(r) = \frac{1}{2} - \frac{1}{\pi} \arctan[d_i(r - r_c)], \quad (100)$$

$$V(r) = -e\left(\frac{1}{r} - \frac{1}{r_c}\right) + \sigma(r - r_c). \quad (101)$$

We use the arctan function in the definition of the smeared out step functions $g_i(r)$, rather than e.g. tanh, to allow for a direct comparison with the dependence of the mixing angle θ on r , Eq. (85). Also note that the above parametrizations represent only effective descriptions of the data, within a certain window of distances $r < 1.6$ fm. For instance, E_1 does not have the correct large distance limit $2m_B$. The parametrization of $E_1(r)$ is valid for $r > 0.2$ fm, while that of $E_2(r)$ applies to

$r > 0.75$ fm. In this latter channel, we encounter a repulsive potential barrier at smaller distances, see Figures 13, 20 and 21.

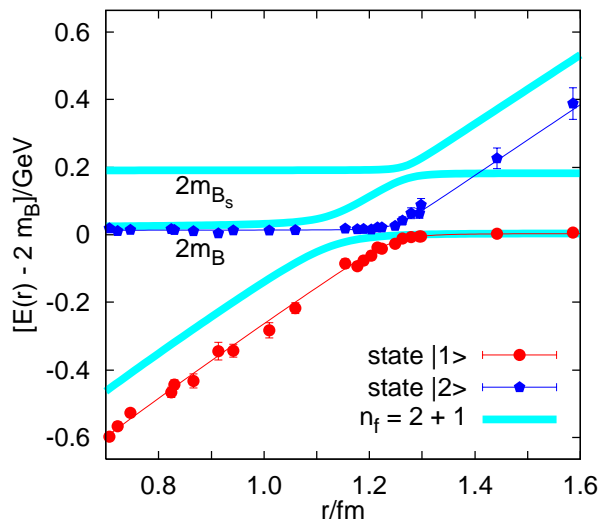


FIG. 22: The energy levels in physical units for $n_f = 2$ at a quark mass of slightly less than the strange quark mass (data points). The bands represent our $n_f = 2 + 1$ speculation.

We use the same $e \approx 0.36$, $\sqrt{\sigma} \approx 447$ MeV as in Eqs. (81) – (82) and the $r_c \approx 1.25$ fm of Eq. (93). We obtain $c_1 \approx -21$ MeV and $c_2 \approx 31$ MeV. Note that $\Delta E_c = c_2 - c_1 \approx 51$ MeV. The parameters d_i read, $d_1 \approx 2.7$ GeV $\approx (0.073 \text{ fm})^{-1}$, and $d_2 \approx 4.0$ GeV $\approx (0.049 \text{ fm})^{-1}$. Note that we parameterized the mixing angle in the string breaking region in a similar fashion, Eq. (85), with $d \approx 5.5$ GeV.

We speculate about the real QCD situation in Figure 22 (bands). Besides the above discussed reduction of the string breaking distance, we would expect the shape of the energy gap $\Delta E(r)$ to depend on the quark mass as well. A lighter mass will result in a larger gap ΔE_c and a broadened mixing region. We plot the corresponding curves with the arbitrary correction factors, $c_i \mapsto 1.5 c_i$, $d_i \mapsto d_i/1.5$, also taking into account an increase of $e \approx 0.4$ and a reduction of $\sqrt{\sigma} \approx 440$ MeV [28]. There will be a second level crossing around $2m_{B_s}$, which we also sketch in the Figure.

Another uncertainty is related to the short distance dynamics that we observe. We found an 85 MeV high potential barrier within $E_2(r)$, at a distance of about 0.2 fm. Most likely this is related to π exchange [73, 74]. In this case the dimensions, both of the height of the barrier and of its position should be provided by the π mass m_π . On one hand, reducing m_π by a factor of four down to its physical value could easily move this region close to the string breaking distance. On the other hand, we would then expect the associated correction to the $E_2(r)$ level around r_c to be smaller than 20 MeV, while $\Delta E_c > 50$ MeV.

Finally, we remark that at smaller quark masses additional scattering states will occur between the $E_1(r)$

and the $E_2(r)$ energy levels, at short distances where $\Delta E(r) > 2m_\pi$. It is clear that replacing our qualitative $n_f = 2 + 1$ picture by a truly quantitative understanding would require simulations at additional light quark mass parameters.

B. Relation to quarkonium physics

String breaking provides an intuitive example of a strong decay. In addition, static potentials can readily be related to quarkonium physics: this can be achieved by introducing a phenomenological Born-Oppenheimer approximation [75] or, more systematically, within the framework of potential NRQCD (pNRQCD) [76]. As long as the quarkonium state in question is much lighter than the respective strong decay threshold into a pair of heavy-light mesons, the ground state energy level $E_1(r)$ should, to leading order in the relative $\bar{Q}Q$ velocity $v \ll 1$, accurately encapsulate the relevant physics. If this is not the case anymore, then additional terms have to be added to the pNRQCD Lagrangian, to incorporate the $\bar{Q}q\bar{q}Q$ sector and transitions between the two sectors: when it comes to strong decays like $\Upsilon(4S) \rightarrow B\bar{B}$, $E_2(r)$ and the transition rate/coupling $g(r)$ [or, equivalently, the mixing angle $\theta(r)$] are required to describe the system, in addition to $E_1(r)$.

For states that are stable against such decay, but which are in the vicinity of a threshold, mixing effects will result in mass shifts [75, 77]. This has been discussed in some detail for instance in Refs. [74, 78, 79] for the recently discovered $X(3872)$ charmonium state [80, 81]. In this context, our results could hint towards the nature of the underlying interaction Hamiltonian and of the $q\bar{q}$ pair creation mechanism that is at work.

We have demonstrated in Sec. VC that mixing is sufficiently weak to allow a basis of $\bar{Q}Q$ and $\bar{Q}q\bar{q}Q$ quark model Fock states to be a valid starting point in any such analysis [82]. However, not only in the string breaking region but also at short distances the ratio $g(r)/\Delta E(r)$ can be sizeable. We find $g(r)$ to be of an $O(100 \text{ MeV})$ magnitude which is typical for strong decay dynamics. $g(r)$ sets out from zero at the origin, increases to about 320 MeV around $r \approx 0.2$ fm and reduces to $\Delta E_c/2 \approx 25$ MeV, in the string breaking region. The maximum value is due to meson exchange and its position coincides with, $\Delta E(r) \approx 2m_\pi \approx 4g(r)$. We would expect this medium range g value to somewhat decrease with lighter quark masses and $g(r_c)$ to increase.

In QCD with sea quarks there are not only $B\bar{B}$ excitations present but also $\bar{Q}Q$ -gluon hybrid potentials. These however are energetically higher and, unless we are interested in hybrid quarkonia with spin-exotic quantum numbers, not a dominant correction [83] to quark potential model predictions. Obviously, hybrid meson mixing and decay is interesting in itself [84], and, in this context, a detailed study of the breaking of hybrid strings would be interesting. Finally, at light sea quark masses

hadronic transitions between quarkonia, mediated by π radiation, become possible, the inclusion of which necessitates further modifications.

VII. SUMMARY

We were able to resolve the string breaking problem in $n_f = 2$ QCD, at one value of the lattice spacing $a^{-1} \approx 2.37$ GeV and of the sea quark mass, $m \lesssim m_s$.

To achieve this result, the systematic improvement of our methods beyond the latest lattice technology was crucial. In particular, we used highly optimized smearing functions to enhance the overlap of our test wave functions with the physical states, we employed an improved static action and we realized many off-axis source separations. We used stochastic estimator techniques (SET) to calculate all-to-all propagators. The variance of SET was reduced by exactly calculating the contribution from the lowest lying eigenmodes of $\gamma_5 M$, where M denotes the Wilson Dirac matrix. Further variance reduction was achieved by the (new) hopping parameter acceleration (HPA) technique. These methods, most of which are neither specific to the string breaking problem nor to the static charge sector of lattice QCD, can readily be applied to a large spectrum of problems. In general we would expect the gain factor from HPA to decrease at lighter sea quark masses while the improved convergence of TEA should compensate for this.

We determined a mixing angle $\theta(r)$. Truncating the Fock basis after states containing four quark operators, the $\overline{Q}Q$ component of the physical ground state was given by $\sin\theta$ and the $B\overline{B}$ content by $\cos\theta$. We distinguished between the explicit and the implicit detection of mixing effects: a non-vanishing transition element between $\overline{Q}Q$ and $B\overline{B}$ states is an explicit signal of mixing. Additionally, at $r < r_c$ the ground state energy will dominate, even within the $B\overline{B}$ operator, at large Euclidean times (implicit mixing). We were able to verify this behaviour. At large $r > r_c$, the lowest lying state will have a mass slightly smaller than twice the static-light mass, $2m_B$, and dominantly couple to the $B\overline{B}$ operator. We were unable to detect this signal in the $\overline{Q}Q$ sector alone. Based on our mixing analysis, we expect such an implicit detection of string breaking to be almost hopeless, as high precision Wilson loop data at Euclidean times $t = O(5 \text{ fm})$ would be necessary — and this at distances $r > 1.2 \text{ fm}$!

We defined two string breaking distances: $r_c = 15.00(8)a \approx 1.248(13) \text{ fm}$ denotes the distance at which the energy gap between the two levels $\Delta E(r) = E_2(r) - E_1(r)$ assumes its minimal value $\Delta E_c = 0.022(1)a^{-1} \approx 51(3) \text{ MeV}$ while $r_s = 14.95(12)a \approx 1.244(16) \text{ fm}$ denotes the distance of perfect mixing between the two states, in terms of the mixing angle $\theta(r_s) = \pi/4$. The conversion into physical units has been made by setting $r_0 = 0.5 \text{ fm}$.

Note that $r_c - r_s = 0.053(53)a$ is compatible with zero, within a standard deviation of less than $5 \times 10^{-3} \text{ fm}$.

We would expect $\Delta E_c \approx 51(3) \text{ MeV}$ to increase with lighter sea quark masses and hence this value should be regarded as a lower limit to the case with massless or very light sea quarks. In real QCD also the string breaking distance should decrease. We estimate $r_c = 1.13(10)(10) \text{ fm}$ for this case. The first error is statistical and from the chiral extrapolation of previous results, the second incorporates possible finite lattice spacing effects, the scale uncertainty in $r_0 = 0.5 \text{ fm}$ and effects due to the inclusion of a third active sea quark flavour. The qualitative situation is depicted in Figure 22.

We can define a transition rate $g(r) = \Delta E(r) \sin[2\theta(r)]/2$ between $\overline{Q}Q$ and $B\overline{B}$ states and note that $g(r_s) = \Delta E(r_s)/2$ and hence $g(r_c) \approx \Delta E_c/2$. In the large N_c limit this means that at leading order, $\Delta E_c \propto \sqrt{n_f/N_c}$, if we are interested in the screening of a fundamental string by a sea of n_f massless flavours of fundamental particles, e.g. scalars or quarks. For the breaking of an adjoint string into two gluelumps the expectation reads, $\Delta E_c \propto 1/N_c$. In view of the precision of the $n_f = 2$ QCD results presented here, it should be worthwhile to dedicate renewed effort onto string breaking studies of $SU(N_c)$ gauge theories with and without Higgs fields, to confirm the expectations, and to explore the applicability of large N_c arguments to strong hadronic decays.

We conclude that our study constitutes an important step towards the understanding of mixing effects and strong decays in quarkonium systems [78, 82]. Studying the energy between pairs of static-light mesons can also be viewed as a milestone with respect to a future calculation of $\Lambda_Q \Lambda_Q$ forces, which are related to nucleon-nucleon interactions [85].

Acknowledgments

We thank Philippe de Forcrand, Jimmy Juge, Owe Philipsen and the participants of the third Quarkonium Working Group Workshop at IHEP Beijing for discussions and Sara Collins, Elvira Gamiz, Zdravko Prkacin, Eric Swanson and Hartmut Wittig for comments. We thank the John von Neumann Institute for Computing (NIC) for granting us computer time. The computations have been performed on the IBM Regatta p690+ (Jump) of ZAM at FZ-Jülich and on the ALiCE cluster computer of Wuppertal University. We thank the staff at ZAM for their support, in particular Norbert Attig. This work is supported by the EC Hadron Physics I3 Contract No. RII3-CT-2004-506078. The development of the parallel file system for ALiCE was supported by the Deutsche Forschungsgemeinschaft under grant Li 701/3-1. G.B. is supported by PPARC. Th.D. is supported by the DFG under grant Li 701/4-1.

-
- [1] K. Schilling, H. Neff and T. Lippert, arXiv:hep-lat/0401005; H. Neff, T. Lippert, J. W. Negele and K. Schilling, Nucl. Phys. B Proc. Suppl. **119**, 251 (2003) [arXiv:hep-lat/0209117].
- [2] T. Struckmann *et al.* [T χ L Collaboration], Phys. Rev. D **63**, 074503 (2001) [arXiv:hep-lat/0010005].
- [3] C. McNeile, C. Michael and K. J. Sharkey [UKQCD Collaboration], Phys. Rev. D **65**, 014508 (2002) [arXiv:hep-lat/0107003]; C. McNeile and C. Michael [UKQCD Collaboration], Phys. Lett. B **491**, 123 (2000) [erratum *ibid.* B **551**, 391 (2003)] [arXiv:hep-lat/0006020]; C. Michael, Phys. Scr. **T99**, 7 (2002) [arXiv:hep-lat/0111056].
- [4] E. Witten, Nucl. Phys. B **156**, 269 (1979).
- [5] G. Veneziano, Phys. Lett. B **95**, 90 (1980).
- [6] G. S. Bali *et al.* [T χ L Collaboration], Phys. Rev. D **62**, 054503 (2000) [arXiv:hep-lat/0003012].
- [7] B. Bolder *et al.* [T χ L Collaboration], Phys. Rev. D **63**, 074504 (2001) [arXiv:hep-lat/0005018]; G. S. Bali *et al.* [T χ L Collaboration], Nucl. Phys. B Proc. Suppl. **63**, 209 (1998) [arXiv:hep-lat/9710012]; Nucl. Phys. B Proc. Suppl. **53**, 239 (1997) [arXiv:hep-lat/9608096].
- [8] S. Aoki *et al.* [CP-PACS Collaboration], Nucl. Phys. B Proc. Suppl. **73**, 216 (1999) [arXiv:hep-lat/9809185].
- [9] F. D. R. Bonnet, D. B. Leinweber, A. G. Williams and J. M. Zanotti, arXiv:hep-lat/9912044.
- [10] P. Pennanen and C. Michael [UKQCD Collaboration], arXiv:hep-lat/0001015.
- [11] A. Duncan, E. Eichten and H. Thacker, Phys. Rev. D **63**, 111501(R) (2001) [arXiv:hep-lat/0011076].
- [12] C. W. Bernard *et al.*, Phys. Rev. D **64**, 074509 (2001) [arXiv:hep-lat/0103012]; C. Bernard *et al.* [MILC Collaboration], Nucl. Phys. B Proc. Suppl. **119**, 598 (2003) [arXiv:hep-lat/0209051].
- [13] E. Laermann, C. DeTar, O. Kaczmarek and F. Karsch, Nucl. Phys. B Proc. Suppl. **73**, 447 (1999) [arXiv:hep-lat/9809105].
- [14] H. D. Trottier and K. Y. Wong, arXiv:hep-lat/0408028; Nucl. Phys. B Proc. Suppl. **119**, 673 (2003) [arXiv:hep-lat/0209048]; H. D. Trottier, Phys. Rev. D **60**, 034506 (1999) [arXiv:hep-lat/9812021].
- [15] O. Philipsen and H. Wittig, Phys. Rev. Lett. **81**, 4056 (1998) [erratum *ibid.* **83**, 2684 (1999)] [arXiv:hep-lat/9807020].
- [16] J. Jersak and K. Kanaya, in *Proceedings: Lattice-Higgs Workshop, Tallahassee, 1988*, Ed. B. Berg *et al.*, World Scientific, Singapore, 114-125 (1989).
- [17] W. Bock *et al.*, Z. Phys. C **45**, 597 (1990).
- [18] F. Knechtli and R. Sommer [ALPHA collaboration], Phys. Lett. B **440**, 345 (1998) [arXiv:hep-lat/9807022]; F. Knechtli and R. Sommer [ALPHA Collaboration], Nucl. Phys. B **590**, 309 (2000) [arXiv:hep-lat/0005021].
- [19] G. I. Poulis and H. D. Trottier, Phys. Lett. B **400**, 358 (1997) [arXiv:hep-lat/9504015].
- [20] P. W. Stephenson, Nucl. Phys. B **550**, 427 (1999) [arXiv:hep-lat/9902002].
- [21] O. Philipsen and H. Wittig, Phys. Lett. B **451**, 146 (1999) [arXiv:hep-lat/9902003].
- [22] S. Kratochvila and P. de Forcrand, Nucl. Phys. B **671**, 103 (2003) [arXiv:hep-lat/0306011].
- [23] P. de Forcrand and O. Philipsen, Phys. Lett. B **475**, 280 (2000) [arXiv:hep-lat/9912050].
- [24] K. Kallio and H. D. Trottier, Phys. Rev. D **66**, 034503 (2002) [arXiv:hep-lat/0001020].
- [25] F. Gliozzi and A. Rago, Nucl. Phys. B **714**, 91 (2005) [arXiv:hep-lat/0411004].
- [26] H. Neff, N. Eicker, T. Lippert, J. W. Negele and K. Schilling, Phys. Rev. D **64**, 114509 (2001) [arXiv:hep-lat/0106016].
- [27] W. Wilcox, in “Numerical Challenges in Lattice Gauge Theories”, Lecture Notes in Computational Science and Engineering Vol. 15, Ed. A. Frommer *et al.*, Springer, Berlin, 127-141 (2000) [arXiv:hep-lat/9911013].
- [28] G. S. Bali and P. Boyle, Phys. Rev. D **59**, 114504 (1999) [arXiv:hep-lat/9809180].
- [29] R. Sommer, Nucl. Phys. B **411**, 839 (1994) [arXiv:hep-lat/9310022].
- [30] G. S. Bali and K. Schilling, Phys. Rev. D **47**, 661 (1993) [arXiv:hep-lat/9208028]; Phys. Rev. D **46**, 2636 (1992).
- [31] S. P. Booth, D. S. Henty, A. Hulsebos, A. C. Irving, C. Michael and P. W. Stephenson [UKQCD Collaboration], Phys. Lett. B **294**, 385 (1992) [arXiv:hep-lat/9209008].
- [32] G. S. Bali, Phys. Rept. **343**, 1 (2001) [arXiv:hep-ph/0001312].
- [33] G. Martinelli and C. T. Sachrajda, Phys. Lett. B **354**, 423 (1995) [arXiv:hep-ph/9502352].
- [34] G. S. Bali and A. Pineda, Phys. Rev. D **69**, 094001 (2004) [arXiv:hep-ph/0310130]; G. S. Bali, Few-Body Syst. **36**, 13 (2005). [arXiv:hep-ph/0411206].
- [35] I. T. Drummond, Phys. Lett. B **434**, 92 (1998) [arXiv:hep-lat/9805012]; I. T. Drummond, Phys. Lett. B **442**, 279 (1998) [arXiv:hep-lat/9808014]; I. T. Drummond and R. R. Horgan, Phys. Lett. B **447**, 298 (1999) [arXiv:hep-lat/9811016].
- [36] N. A. Campbell, A. Huntley and C. Michael, Nucl. Phys. B **306**, 51 (1988).
- [37] K. J. Juge, J. Kuti and C. J. Morningstar, Phys. Rev. Lett. **82**, 4400 (1999) [arXiv:hep-ph/9902336].
- [38] G. S. Bali, Phys. Rev. D **68**, 071501(R) (2003) [arXiv:hep-ph/0305209].
- [39] N. Eicker *et al.* [T χ L Collaboration], Phys. Rev. D **59**, 014509 (1999) [arXiv:hep-lat/9806027].
- [40] T. Lippert *et al.* [T χ L Collaboration], Nucl. Phys. B Proc. Suppl. **63**, 946 (1998) [arXiv:hep-lat/9712020].
- [41] G. S. Bali *et al.* [T χ L Collaboration], Phys. Rev. D **64**, 054502 (2001) [arXiv:hep-lat/0102002]; B. Allés *et al.* [T χ L Collaboration], Phys. Rev. D **58**, 071503(R) (1998) [arXiv:hep-lat/9803008].
- [42] M. Lüscher and P. Weisz, JHEP **0109**, 010 (2001) [arXiv:hep-lat/0108014].
- [43] G. Parisi, R. Petronzio and F. Rapuano, Phys. Lett. B **128**, 418 (1983).
- [44] M. Albanese *et al.* (APE Collaboration), Phys. Lett. **192B**, 163 (1987).
- [45] M. Teper, Phys. Lett. **183B**, 345 (1987).
- [46] S. Güsken *et al.*, Phys. Lett. **B227**, 266 (1989).
- [47] S. Capitani, Phys. Rept. **382**, 113 (2003) [arXiv:hep-lat/0211036].
- [48] S. Necco and R. Sommer, Nucl. Phys. B **622**, 328 (2002) [arXiv:hep-lat/0108008].
- [49] A. Hasenfratz and F. Knechtli, Phys. Rev. D **64**, 034504

- (2001) [arXiv:hep-lat/0103029].
- [50] C. Bernard *et al.* [MILC Collaboration], Nucl. Phys. B Proc. Suppl. **119**, 598 (2003) [arXiv:hep-lat/0209051].
 - [51] V. G. Bornyakov *et al.* [DIK Collaboration], Phys. Rev. D **71**, 114504 (2005) [arXiv:hep-lat/0401014].
 - [52] M. Della Morte, S. Dürr, J. Heitger, H. Molke, J. Rolf, A. Shindler and R. Sommer [ALPHA Collaboration], Phys. Lett. B **581**, 93 (2004) [arXiv:hep-lat/0307021].
 - [53] F. Okiharu and R. M. Woloshyn, Eur. Phys. J. C **35**, 537 (2004) [arXiv:hep-lat/0402009].
 - [54] R. Setoodeh, C. T. H. Davies and I. M. Barbour, Phys. Lett. B **213**, 195 (1988).
 - [55] K. Maschhoff, Parallel Arnoldi method, http://www.caam.rice.edu/~kristyn/parpack_home.html
 - [56] K. Bitar, A. D. Kennedy, R. Horsley, S. Meyer and P. Rossi, Nucl. Phys. B **313**, 348 (1989).
 - [57] S. Bernardson, P. McCarty and C. Thron, Comput. Phys. Commun. **78**, 256 (1994).
 - [58] S. J. Dong, J. F. Lagae and K. F. Liu, Phys. Rev. Lett. **75**, 2096 (1995) [arXiv:hep-ph/9502334].
 - [59] N. Eicker *et al.* [T χ L Collaboration], Phys. Lett. B **389**, 720 (1996) [arXiv:hep-lat/9608040].
 - [60] C. Thron, S. J. Dong, K. F. Liu and H. P. Ying, Phys. Rev. D **57**, 1642 (1998) [arXiv:hep-lat/9707001].
 - [61] C. Michael and P. Pennanen [UKQCD Collaboration], Phys. Rev. D **60**, 054012 (1999) [arXiv:hep-lat/9901007]; A. M. Green, C. Michael and P. Pennanen, Nucl. Phys. B Proc. Suppl. **83**, 200 (2000) [arXiv:hep-lat/9908032].
 - [62] C. McNeile and C. Michael [UKQCD Collaboration], Phys. Rev. D **70**, 034506 (2004) [arXiv:hep-lat/0402012].
 - [63] G. M. de Divitiis, R. Frezzotti, M. Guagnelli, M. Masetti and R. Petronzio, Phys. Lett. B **353**, 274 (1995) [arXiv:hep-lat/9502011].
 - [64] A. Frommer, V. Hannemann, B. Nöckel, T. Lippert and K. Schilling, Int. J. Mod. Phys. C **5**, 1073 (1994) [arXiv:hep-lat/9404013]; H. van der Vorst, SIAM J. Sc. Stat. Comp. **13**, 631 (1992).
 - [65] A. O’Cais, K. J. Juge, M. J. Peardon, S. M. Ryan and J. I. Skullerud, Nucl. Phys. B Proc. Suppl. **140**, 844 (2005) [arXiv:hep-lat/0409069]; J. Juge, private communication.
 - [66] T. Draper and C. McNeile, Nucl. Phys. B Proc. Suppl. **34**, 453 (1994) [arXiv:hep-lat/9401013]; T. Draper, C. McNeile and C. Nenkov, Nucl. Phys. B Proc. Suppl. **42**, 325 (1995) [arXiv:hep-lat/9411087].
 - [67] H. Neuberger, Phys. Lett. **B417**, 141 (1998) [arXiv:hep-lat/9707022].
 - [68] C. Michael, Nucl. Phys. B Proc. Suppl. **128**, 153 (2004) [arXiv:hep-lat/0310010].
 - [69] T. Struckmann, PhD thesis, DESY-THESIS-2000-052 (2000).
 - [70] G. S. Bali and P. Boyle, arXiv:hep-lat/0210033.
 - [71] C. R. Allton *et al.* [APE Collaboration], Phys. Lett. B **326**, 295 (1994) [arXiv:hep-ph/9402343].
 - [72] A. K. Ewing *et al.* [UKQCD Collaboration], Phys. Rev. D **54**, 3526 (1996) [arXiv:hep-lat/9508030].
 - [73] T. Barnes, N. Black, D. J. Dean and E. S. Swanson, Phys. Rev. C **60**, 045202 (1999) [arXiv:nucl-th/9902068].
 - [74] N. A. Tornqvist, Phys. Lett. B **590**, 209 (2004) [arXiv:hep-ph/0402237]; C. Amsler and N. A. Tornqvist, Phys. Rept. **389**, 61 (2004).
 - [75] E. Eichten, K. Gottfried, T. Kinoshita, K. D. Lane and T. M. Yan, Phys. Rev. D **17**, 3090 (1978) [erratum *ibid.* D **21**, 313 (1980)].
 - [76] N. Brambilla, A. Pineda, J. Soto and A. Vairo, arXiv:hep-ph/0410047.
 - [77] E. Eichten, K. Gottfried, T. Kinoshita, K. D. Lane and T. M. Yan, Phys. Rev. Lett. **36**, 500 (1976).
 - [78] E. J. Eichten, K. Lane and C. Quigg, Phys. Rev. D **69**, 094019 (2004) [arXiv:hep-ph/0401210].
 - [79] T. Barnes, arXiv:hep-ph/0412057.
 - [80] S. K. Choi *et al.* [Belle Collaboration], Phys. Rev. Lett. **91**, 262001 (2003) [arXiv:hep-ex/0309032].
 - [81] N. Brambilla *et al.*, arXiv:hep-ph/0412158.
 - [82] E. S. Swanson, arXiv:hep-ph/0504097.
 - [83] T. Burch and D. Toussaint [MILC Collaboration], Phys. Rev. D **68**, 094504 (2003) [arXiv:hep-lat/0305008].
 - [84] C. McNeile, C. Michael and P. Pennanen [UKQCD Collaboration], Phys. Rev. D **65**, 094505 (2002) [arXiv:hep-lat/0201006].
 - [85] D. Arndt, S. R. Beane and M. J. Savage, Nucl. Phys. A **726**, 339 (2003) [arXiv:nucl-th/0304004].