

Calculating $\langle 0 | \dots | 0 \rangle$ using HYP staggered fermions

T. Bhattacharya^a, G. T. Fleming^b, R. Gupta^a, G. Kilcup^c, W. Lee^d and S. Sharpe^e

^aMSB 285, T-8, Los Alamos National Lab, Los Alamos, New Mexico 87545, USA

^bJefferson Laboratory, MS 12H2, 12000 Jefferson Avenue, Newport News, VA 23606, USA

^cDepartment of Physics, Ohio State University, Columbus, OH 43210, USA

^dSchool of Physics, Seoul National University, Seoul, 151-747, South Korea

^eDepartment of Physics, University of Washington, Seattle, WA 98195, USA

We present preliminary results for $\langle 0 | \dots | 0 \rangle$ calculated using HYP staggered fermions in the quenched approximation. We compare different choices of quenched penguin operators.

There are a number of advantages to using staggered fermions for calculating weak matrix elements relevant to CP violation in the neutral kaon system. They retain sufficient chiral symmetry to protect the weak operators from mixing with lower dimensional operators. Simulating them is considerably cheaper than domain wall and overlap fermions. On the other hand unimproved staggered fermions have a number of drawbacks: 1-loop corrections to operator renormalization are large (100%), scaling violations, even though they begin at order a^2 , are large as is the breaking of the SU(4) taste symmetry. Some of these limitations can be alleviated by improving staggered fermions using fat links.

Explicit 1-loop calculations for bilinear operators show that taste symmetry breaking and the renormalization corrections can be reduced by an order of magnitude by improving the lattice action. The greatest reduction is observed for Fat7 and mean field improved HYP/Fat7 [1]. Similarly, the complete set of 1-loop matching coefficients for the four-fermion operators relevant to CP violation also have small corrections at $1/a = 2 \text{ GeV}$ [4,5]. Lastly, numerical simulations show that HYP smeared links reduce taste symmetry breaking in the pion multiplet [2]. In light of these results, we have chosen to use HYP/Fat7

staggered fermions to calculate matrix elements relevant to $\langle 0 | \dots | 0 \rangle$.

In the standard model, $\langle 0 | \dots | 0 \rangle$ is:

$$\langle 0 | \dots | 0 \rangle = \text{Im} (V_{ts} V_{td}) P^{(1=2)} P^{(3=2)} \quad (1)$$

$$P^{(1=2)} = r \sum_{i=3}^X Y_i(\dots) h_{i1}(\dots) (1 + \dots) \quad (2)$$

$$P^{(3=2)} = \frac{r}{!} \sum_{i=7}^X Y_i(\dots) h_{i2}(\dots) \quad (3)$$

$$r = \frac{G_F !}{2j \text{Re} A_0} \quad (4)$$

where V_{ij} are elements of the CKM matrix, $! = 1=2:2$ quantifies the $I = 1=2$ rule and $+ \dots = 0:060(77)$ represents the isospin breaking effect [3]. $P^{(1=2)}$ ($P^{(3=2)}$) are the $I = 1=2$ ($I = 3=2$) contribution to $\langle 0 | \dots | 0 \rangle$ and the $Y_i(\dots)$ are Wilson coefficients in the operator product expansion, given in [6]. The sum over operators O_i includes the QCD ($i = 3;4;5;6$) and electroweak ($i = 7;8;9;10$) penguin operators. The current-current operators ($i = 1;2$) do not contribute to CP violation. On the lattice we calculate the matrix elements $h_{\mathcal{D}_i}(\dots) \mathcal{K}_i$ and $h_{\mathcal{D}_i}(\dots) \mathcal{K}_i$ and relate them to $h_{i1}(\dots) h_{i2}(\dots)$ using chiral perturbation theory at the leading order. Here the subscript I refers to the isospin of the final two pion state.

Matrix elements are calculated on 218 quenched gauge configurations at $a = 6:0$ on $16^3 \times 64$ lattices. Results are converted

Presented by W. Lee. Research supported in part by BK 21, by Interdisciplinary Research Grant of Seoul National University, by KOSEF contract R01-2003-000-10229-0, by US-DOE contracts DE-FG 03-96ER 40956, W-7405-ENG-36, KA-04-01010-E161, and NERSC.

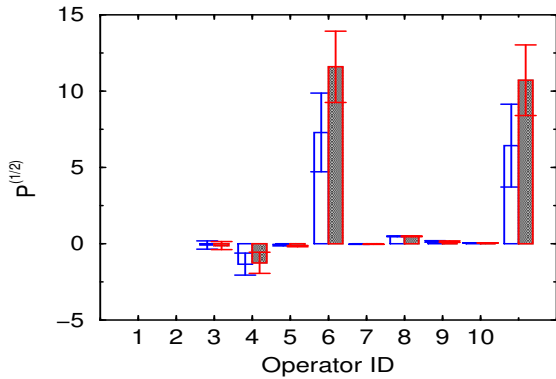


Figure 1. Contributions to $P^{(1=2)}$, using linear chiral fits. Empty (shaded) columns correspond to the STD (GP) methods for $hQ_{5;6,i}$.

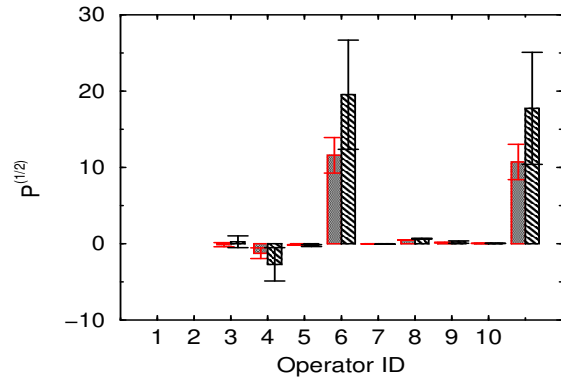


Figure 2. Contributions to $P^{(1=2)}$, using linear (left columns) and quadratic (right columns) chiral fits, and the GP method for $hQ_{5;6,i}$.

into the continuum NDR scheme (matching at $q = 1/a = 1.95 \text{ GeV}$), evolved to the charm quark mass $m_c = 1.3 \text{ GeV}$ (using running with $N_f = 3$) [7] and then combined with the Wilson coefficients $y_i(m_c)$ [6] to obtain $P^{(1=2)}$ and $P^{(3=2)}$.

We compare two ways of transcribing operators O_5 and O_6 to the quenched theory. In the first (the standard [STD] method), the operators belong to the singlet representation of $SU(3)_R$, while in the second (the Goltermann-Pallante [GP] method [8]) they belong to the singlet representation of the graded group $SU(3\beta)_R$. They differ because a singlet under $SU(3)_R$ is a combination of singlet and non-singlet representations of the $SU(3\beta)_R$. Since the dominant contribution to $P^{(1=2)}$ comes from O_6 , the difference between these two methods can and, as we show, does have a significant impact on α_s .

A second important issue in the analysis is the function used to extrapolate the data to the chiral limit. First, we take an appropriate ratio to obtain quantities which does not vanish in the chiral limit. We would then like to fit the data to the general form

$$c_1 + c_2 m_K^2 + c_3 m_K^2 \log(m_K^2) + c_4 (m_K^2)^2; \quad (5)$$

except that we lack measurements over a sufficient range and number of masses to simultaneously determine all the c_i parameters. Thus, we either exclude the logarithm ($c_3 = 0$: quadratic

fit), or the quartic term ($c_4 = 0$: \log fit), or both ($c_3 = c_4 = 0$: linear fit). In general, our data cannot distinguish between the fits. In most cases there is no useful theoretical guidance for the parameter of the fits, and we compare all three.

Results for $P^{(1=2)}$ using the both STD and GP transcriptions of $hO_{5,i}$ and $hO_{6,i}$ and linear extrapolation to the chiral limit are shown in Fig. 1. The last column in Fig. 1 is the sum of individual contributions. The dominant contributions are from $hO_{6,i}$ and $hO_{4,i}$, which partially cancel. Note that the evolution from q to m_c mixes $O_{5;6}$ with other operators, so all contributions depend on the choice of the operator. Clearly the choice of operator makes a large difference to the final result.

Figure 2 illustrates the dependence of the results on the fitting function used in the chiral extrapolation. The errors increase on going from linear to quadratic to \log fit so much so that the difference in the result is only about one standard deviation. The dominant source of the uncertainty is the value and error on the point at the lightest quark mass. This is illustrated in Fig. 3 which compares linear and quadratic chiral extrapolations for the ratio $hQ_{6,i} = (m_K^2/f^2)$, which should be non-vanishing in the chiral limit. The \log fit, which is not shown to maintain clarity, extrapolates to $\sim 30(12)$. So, on the one hand, one

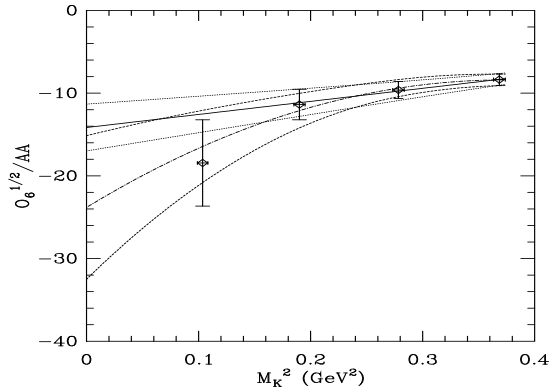


Figure 3. Linear and quadratic fits to $\langle O_6^{1/2} \rangle / AA$ vs M_K^2 (GP method).

needs masses at least this light ($m_s=5$) to do reasonable chiral extrapolations, but on the other hand the statistical errors and possibly finite volume effects grow rapidly with $1/m$.

Lastly, in Fig. 4, we show the contributions to $P^{(3=2)}$ using linear fits. Here there are no chiral logarithms in the quenched theory [8] and there is no ambiguity in the operator definition. The contribution from $\langle O_8 \rangle$ dominates, as expected from a large N_c analysis.

Using Eq. (1) our preliminary estimates for $\langle O_8 \rangle$ for the STD operators are

$$\langle O_8 \rangle_{(STD)} = \begin{matrix} < & 2.4(34) & 10^4 & \text{(linear fit)} \\ = & 12.8(114) & 10^4 & \text{(quad. fit)} \\ : & 20.1(175) & 10^4 & \text{(log. fit)} \end{matrix}$$

These results are consistent with previous estimates obtained using domain wall fermions (and STD operators) [9,10]. On the other hand the GP method gives a more positive estimate for $\langle O_8 \rangle$, and consequently $\langle O_6 \rangle$:

$$\langle O_8 \rangle_{(GP)} = \begin{matrix} < & +3.2(29) & 10^4 & \text{(linear fit)} \\ = & +8.8(93) & 10^4 & \text{(quad. fit)} \\ : & +13.1(142) & 10^4 & \text{(log. fit)} \end{matrix};$$

The very large errors in these results are caused by the cancellation between the $P^{(1=2)}$ and $P^{(3=2)}$ contributions. Nevertheless, it appears that the difference between GP and STD, which is a 2 sigma effect, is significant. To clarify this point, and to improve the chiral extrapolations, we are extending the current run to 400 configurations

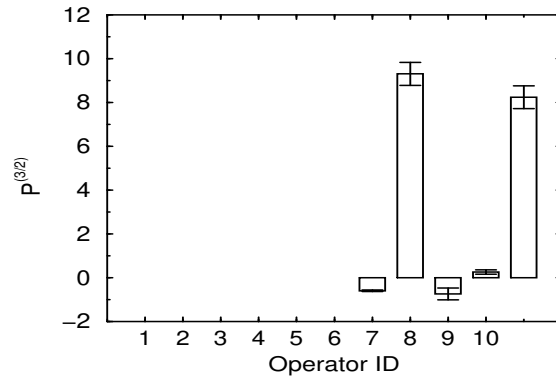


Figure 4. Contributions to $P^{(3=2)}$.

with 4 additional quark masses. Ultimately, of course, one needs to do partially quenched simulations where the operator ambiguity is less important and the coefficients of the chiral logarithms are known.

This calculation is being done on the Columbia QCDSP supercomputer. We thank N. Christ, C. Jung, C. Kim, G. Liu, R. Mawhinney and L. Wu for their support on the staggered $\langle O_6 \rangle$ project.

REFERENCES

1. W. Lee and S. Sharpe, Phys. Rev. D 66 (2002) 114501, hep-lat/0208018.
2. A. Hasenfratz and F. Knechtli, Phys. Rev. D 64 (2001) 034504.
3. V. Cirigliano, et al., Phys. Rev. Lett. 91 (2003) 162001.
4. W. Lee and S. Sharpe, Phys. Rev. D 68 (2003) 054510.
5. K. Choi and W. Lee, Nucl. Phys. B (Proc. Suppl.) 129 (2004) 438.
6. A. Buras, M. Jamnitsch and M. Lautenbacher, Nucl. Phys. B 408 (1993) 209.
7. K. Choi and W. Lee, hep-lat/0409020.
8. M. Golterman and E. Pallante, JHEP 0110, 037 (2001).
9. CP-PACS Collaboration, Phys. Rev. D 68 (2003) 014501, hep-lat/0108013.
10. RBC Collaboration, Phys. Rev. D 68 (2003) 114506, hep-lat/0110075.