

# Long-distance behavior of $q\bar{q}$ color dependent potentials at finite temperature

Atsushi NAKAMURA and Takuya SAITO

*Research Institute for Information Science and Education, Hiroshima University,  
Higashi-Hiroshima 739-8521, Japan*

$SU(3)$  heavy quark potentials at finite temperature are studied with quenched lattice QCD using the stochastic gauge-fixing method. In addition to the standard color average channel, we investigate  $q\bar{q}$  potentials in singlet and octet channels. The singlet  $q\bar{q}$  channel yields an attractive force, while the octet  $q\bar{q}$  potential is repulsive; the corresponding color average channel also results in an attractive force. As the temperature increases, these forces become weak and their variations are very small; at  $T/T_c = 1.8 - 5.6$ , the singlet attractive force survives over  $R \sim 1/T$ . The singlet and octet potentials calculated with this algorithm have a small gauge dependence when the gauge parameter  $\alpha$  is changed from 0.6 to 1.3.

## §1. Introduction

The color screened heavy  $q\bar{q}$  potential at finite temperature plays an important role in the study of  $J/\psi$  suppression in the quark-gluon plasma (QGP),<sup>1,2)</sup> and has been intensively investigated using lattice simulations in the two-color<sup>3-5)</sup> and three-color cases.<sup>6-9)</sup> Quarkonium dissociation by color screening in a deconfining medium has been studied using the color singlet potential.<sup>10)</sup> Fingerprints of QGP have been observed in experiments at CERN-SPS and BNL-RHIC, and one expects that  $J/\psi$  suppression and heavy hadron mass modification, which are realized in early stages of high energy heavy ion collisions, may be a definite evidence of a new form of matter, QGP. The heavy quark potentials in the QGP phase can be determined nonperturbatively through the Polyakov loop correlator (PLC). The color average potential has been investigated extensively, but the detailed numerical calculation of singlet and adjoint channels, which give us more useful information on the dynamics, has just begun to develop; this is a much more cumbersome task, because we require gauge fixing for the lattice calculation of the singlet and adjoint potentials. Recent progress in lattice QCD techniques and high-speed computers allow us to study this problem.

The first paper to consider the color dependent  $q\bar{q}$  potential is, to our knowledge, Ref. 11) of McLerran and Svetitsky. The singlet and adjoint potentials of the  $SU(N)$  potentials, 1 and  $N^2 - 1$  (singlet and octet for  $SU(3)$ ), constructed through PLC, are studied in Refs. 12) and 13). In the latter, it is argued that the singlet and adjoint potentials are gauge independent in a class of the gauge that is local in time. \*) A numerical study in four dimensions was first performed by Attig et al.<sup>6)</sup> Recently, the Bielefeld group reported the results of a singlet potential calculation in full QCD;<sup>14)</sup> they calculated the “renormalize Polyakov loop”<sup>9)</sup> and extracted the

---

\*) The Lorentz gauge and temporal gauge are not in this class.

free energy by comparing PLC with  $T = 0$  short-distance behavior. In Ref. 15), the color-dependent PLC was studied at finite density for the two-color case. More detailed studies, *i.e.*, which channel is screened and the temperature dependence of the screening masses, will provide useful information concerning QGP dynamics. In particular, the singlet channel is important to study the heavy quark meson state.

In this letter, we report lattice QCD study of the temperature dependence of  $q\bar{q}$  potentials in the deconfinement phase in the quenched approximation. Using a stochastic gauge-fixing quantization (SGFQ) with a Lorentz-type gauge-fixing term,<sup>16)</sup> we obtain the color singlet and octet potentials as well as the color average one. In the previous studies of color-dependent PLC, a gauge fixing technique based on the iteration method is used and the gauge dependence of the singlet and octet parts was not investigated. In our study, using the SGFQ method with Lorentz-type gauge fixing, we find a clear signal of three types of potentials and investigate the temperature dependence of these potentials and the screening mass. We vary the gauge parameter  $\alpha$  in SGFQ and investigate the gauge parameter  $\alpha$  dependence of the results.

## §2. Heavy quark potentials

The heavy quark potential can be defined in terms of a Polyakov loop,

$$L(R) = \prod_{t=1}^{N_t} U_0(R, t), \quad (1)$$

where the  $U_\mu$  are lattice link variables. The expectation value  $\langle \text{Tr}L(0) \rangle$  is the order parameter of the confinement/deconfinement phase transition in quenched QCD.<sup>11)</sup> Using the Polyakov loop, we here construct the PLC and study three kinds of  $q\bar{q}$  potentials.<sup>\*)12)</sup> The decomposition of the color  $SU(3)$  symmetry,  $3 \otimes 3^* = 1 \oplus 8$ , yields the singlet and octet potentials. The color average potential is given by the sum of the singlet and octet channels:

$$\begin{aligned} \exp\left(-\frac{V_1^{q\bar{q}}(R)}{T}\right) &= 3 \frac{\langle \text{Tr}L(R)L^\dagger(0) \rangle}{\langle \text{Tr}L(0) \rangle^2}, \\ \exp\left(-\frac{V_8^{q\bar{q}}(R)}{T}\right) &= \frac{9}{8} \frac{\langle \text{Tr}L(R)\text{Tr}L^\dagger(0) \rangle}{\langle \text{Tr}L(0) \rangle^2} - \frac{3}{8} \frac{\langle \text{Tr}L(R)L^\dagger(0) \rangle}{\langle \text{Tr}L(0) \rangle^2}, \\ \exp\left(-\frac{V_c^{q\bar{q}}(R)}{T}\right) &= \frac{\langle \text{Tr}L(R)\text{Tr}L^\dagger(0) \rangle}{\langle \text{Tr}L(0) \rangle^2} \\ &= \frac{1}{9} \exp\left(-\frac{V_1^{q\bar{q}}(R)}{T}\right) + \frac{8}{9} \exp\left(-\frac{V_8^{q\bar{q}}(R)}{T}\right). \end{aligned} \quad (2)$$

All potentials in Eq. (2) are functions of the temperature,  $T$ . In this study, because we focus on a finite temperature simulation with  $\langle \text{Tr}L(0) \rangle \neq 0$ , the above PLCs are normalized by the value of  $\langle \text{Tr}L(0) \rangle^2$ .

In the leading-order perturbation (LOP),  $V_1^{q\bar{q}}$  and  $V_8^{q\bar{q}}$  can be classified according to the coefficient of the color exchange dynamics:  $C_{q\bar{q}}[1] = -\frac{4}{3}$  and  $C_{q\bar{q}}[8] = +\frac{1}{6}$ ,

\*) Strictly speaking, the Polyakov line correlations give the excess free energy,  $F = U - TS$ .

respectively. The singlet potential  $V_1^{q\bar{q}}$  yields an attractive force, which has a close relation to the mesonic bound states, while  $V_8^{q\bar{q}}$  yields a repulsive force, which weakens the binding force among quarks at finite temperature. The resultant  $V_c^{q\bar{q}}$  is generally attractive.

### §3. Stochastic gauge fixing

The potentials except for  $V_c^{q\bar{q}}$  are not gauge invariant, and accordingly a gauge fixing procedure is needed; however, the lattice gauge fixing by an iteration method, most commonly used in the literature,<sup>17)</sup> becomes cumbersome as the lattice becomes large. In fact, this is the main reason why the lattice study of gauge non-invariant heavy quark potentials has not been carried out more extensively. We here employ the SGFQ with the Lorentz-type gauge fixing proposed by Zwanziger:<sup>18)</sup>

$$\frac{dA_\mu^a}{d\tau} = -\frac{\delta S}{\delta A_\mu^a} + \frac{1}{\alpha} D_\mu^{ab}(A) \partial_\nu A_\nu^b + \eta_\mu^a, \quad (3)$$

where  $\alpha$ ,  $D_\mu^{ab}$  and  $\eta_\mu^a$  represent a gauge parameter, a covariant derivative and Gaussian random noise, respectively. This algorithm enables us to perform a lattice gauge fixing simulation without iteration and may be suitable for the calculation of  $V_1^{q\bar{q}}$  and  $V_8^{q\bar{q}}$ , which may require a relatively large amount of data. Because the parameter  $\alpha$  can be changed for each simulation the method is useful for examining the gauge  $\alpha$ -parameter dependence of  $V_1^{q\bar{q}}$  and  $V_8^{q\bar{q}}$ . The lattice formulation and a more detailed explanation of this algorithm can be found in Refs. 16), 19) and 20).

### §4. Numerical result

We carried out a quenched  $SU(3)$  lattice simulation using the standard plaquette action. The spatial volume was  $24^3$  and the temporal lattice size was set as  $N_t = 6$ , which determines the temperature as  $T = 1/N_t a$ , where  $a$  is the lattice cutoff. The critical temperature is estimated as  $T_c \sim 256$  MeV ( $N_t = 6$ ) in Ref. 21). The system temperature changes when we vary the lattice cutoff; the relationship between the lattice coupling constant and the cutoff is determined by Monte Carlo renormalization group analysis.<sup>22)</sup> All of the PLCs were measured every ten Langevin steps. The amount of statistics is from 3000 to 10000 after approximately 3000 steps, regarded as the thermalization process, were discarded. \*) The value of  $\alpha$  was fixed to 1.0, except when we studied the gauge dependence of the potentials.

In Fig. 1, we show typical behavior of three kinds of potentials at  $T/T_c = 3.32$ . As expected from consideration of the color exchange dynamics,  $V_1^{q\bar{q}}$  yields an attractive force, while  $V_8^{q\bar{q}}$  yields a repulsive force. \*\*) This repulsive potential is weaker than the attractive potential, and correspondingly  $V_c^{q\bar{q}}$  also yields an attractive force. At large  $R$ , each potential becomes flat, and the effective force due to the color screening becomes zero.  $V_c^{q\bar{q}}$  reaches the flat region most rapidly, and then

---

\*) As the system temperature decreases, more data are required.

\*\*) The same behavior for the  $SU(3)$   $q\bar{q}$  potentials is reported in Ref. 6).

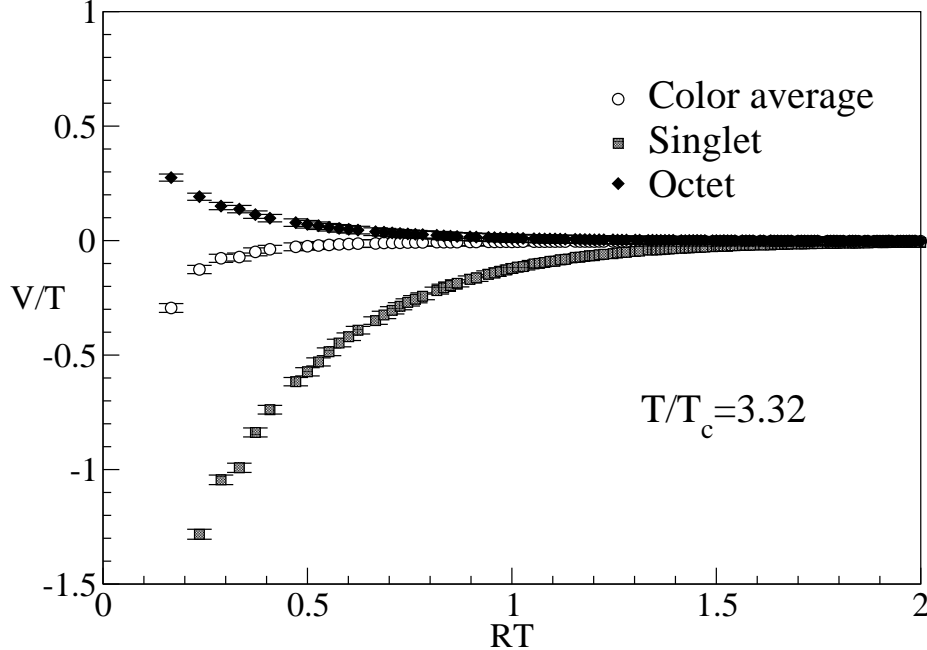


Fig. 1. The potential as a function of  $RT$  in different channels at  $T/T_c = 3.32$ . Here,  $\Delta\tau = 0.03$ .

next does the  $V_8^{q\bar{q}}$  repulsive force. Both of these vanish at  $RT < 1$ .  $V_1^{q\bar{q}}$  becomes flat at larger distances, beyond  $RT = 1$ . We note that the singlet channel controls heavy meson spectroscopy in the QGP.

In order to investigate the  $T$  dependence of the potentials, we present  $V/T$  in the color singlet and octet channels at  $T/T_c = 1.83, 2.48, 3.00$  and  $5.61$  in Fig. 2. As  $T$  increases, the flat region in each potential moves to shorter distances. Even at very high temperatures, for example,  $T/T_c = 5.61$ , the flat region of the singlet potential is above  $R = 1/T$ . The singlet channel possesses a long-distance attractive force after the deconfinement phase transition.

The extraction of the screening (electric) mass, which is an essential factor in QGP physics, is very important. The screened  $q\bar{q}$  potential is expected to have the form

$$\frac{V(R, T)}{T} = C(T) \frac{\exp(-m_e(T)R)}{R^d}, \quad (4)$$

where  $m_e(T)$  is the screening mass. Then, we have

$$\log\left(\frac{V(R)}{V(R+1)}\right) = m_e + d \log\left(1 + \frac{1}{R}\right). \quad (5)$$

If the distance is sufficiently large, then Eq. (5) reaches the screening mass,  $m_e$ .

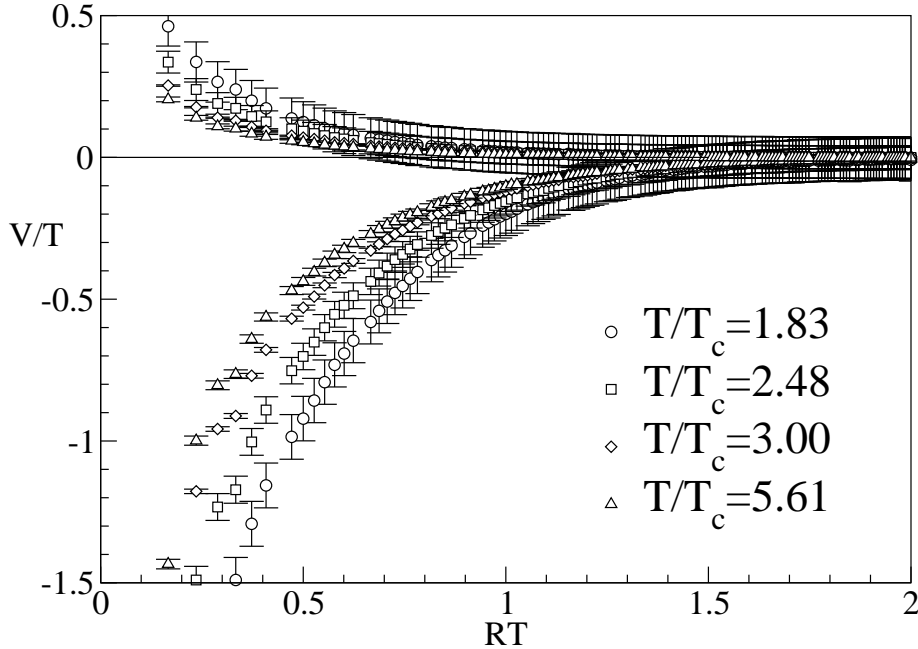


Fig. 2. Temperature dependence of the singlet and octet potentials. Here  $\Delta\tau = 0.03$ .

Numerical data of  $\log(V(R)/V(R+1))$  for the singlet channel are shown in Fig. 3, and the values of  $m_e$  in the case  $d = 1$  are plotted on Fig. 4. At short distances, they decrease, and become flat at large distances,  $RT > 1$ . The long-distance value of the mass at  $T/T_c = 2.02$  is slightly larger than that at the higher temperature,  $T/T_c = 5.61$ , and the variation is not large in these temperature regions. This result is consistent with the previous screening mass study in which the  $SU(3)$  gluon screened propagators are computed.<sup>19),20)</sup>

We can define an effective force from the singlet and octet potentials as

$$\frac{F}{T^2} = -\frac{1}{T}(V(R+1) - V(R)). \quad (6)$$

The temperature dependence of this force is shown in Fig. 5. The octet force is smaller than the singlet force at all distances, and at long distances, the value of the effective force approaches zero. As the temperature increases, both singlet and octet forces become weaker at all distances.

In order to compare the strength of the two forces, we define the ratio  $V_1^{q\bar{q}}/V_8^{q\bar{q}}$ ; it approaches the value  $C_{q\bar{q}}[1]/C_{q\bar{q}}[8] = -8$ , at short distances, as predicted by LOP.<sup>11),12)</sup> Figure 6 displays the computed ratios at  $T/T_c = 2.02, 3.04$  and  $5.61$ . We find that as  $T$  increases, the ratio is comparable with the expected values; however, as

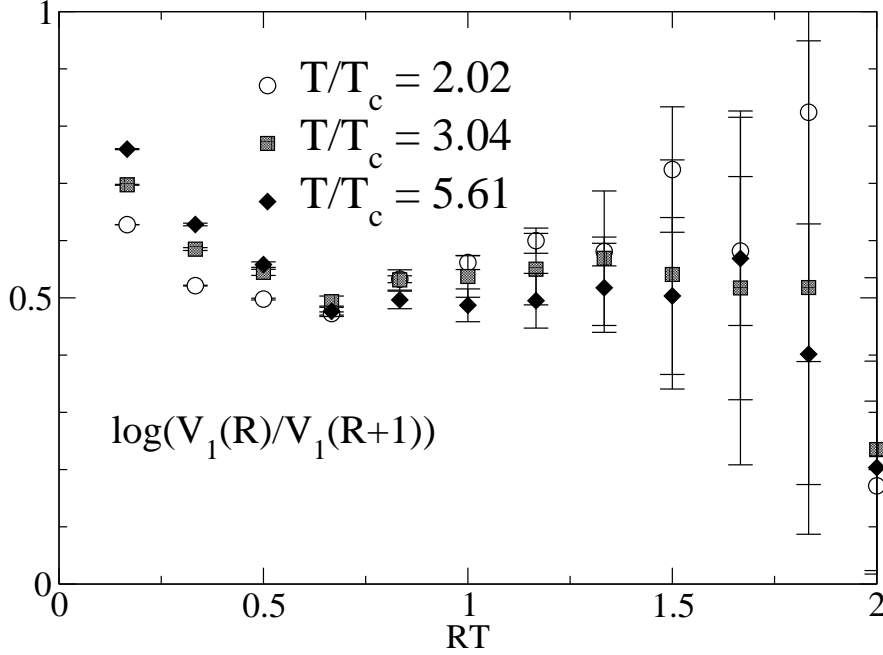


Fig. 3. Effective screening mass for the singlet potentials. Here  $\Delta\tau = 0.03$ .

$T$  decreases, it deviates from  $-8$ . There are several possible causes for this deviation at shorter distances in low  $T$ . One is numerical instability due to the long autocorrelation near  $T_c$  and thus larger scale simulations in the vicinity of  $T_c$  are required. Another is the renormalization of PLC; i.e.,  $\langle \text{Tr} L(R) L^\dagger(0) \rangle = Z \exp(-F(R)/T)$ , and if  $Z$  differs greatly from 1, we should take it into account when comparing  $F$  with that obtained by the perturbation. Recently, the Bielefeld group proposed that the proper normalization of PLC can be determined by the comparison of the  $T = 0$  potential data with the corresponding  $T \neq 0$  singlet free energy at short distances.<sup>9)</sup> However, the determination of the normalization of the octet channel using this method was not made. The third possibility is that our simulations on the  $N_t = 6$  lattice are not sufficiently close to the continuum and that lattice artifact makes the comparison with the continuum perturbation difficult even at short distances.

Although  $V_1^{q\bar{q}}$  and  $V_8^{q\bar{q}}$  are determined in the framework of the SGFQ, they are not gauge invariant. It is therefore very important to investigate their gauge  $\alpha$ -parameter dependence. Figure 7 displays the gauge parameter dependence of  $V_1^{q\bar{q}}$  as  $\alpha$  is varied from 0.6 to 1.3. We see that this dependence is small, and their basic features do not change.

We solve Eq. (3) with finite  $\Delta\tau$ , and to obtain final reliable data, we must study the  $\Delta\tau$  dependence. In Fig. 8, where  $V_1^{q\bar{q}}$  and  $V_8^{q\bar{q}}$  are plotted for several values of

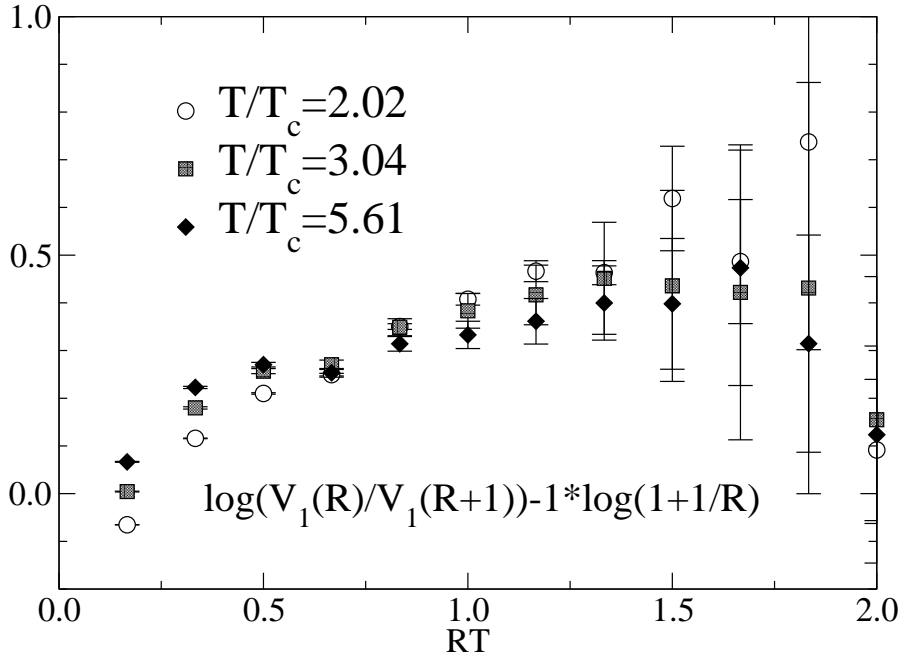


Fig. 4. Effective screening mass for the singlet potentials. The screening masses are defined as  $\log(V_1(V(R)/V_1(R+1)) - 1 \times \log(1 + 1/R))$ . Here  $\Delta\tau = 0.03$ .

$\Delta\tau$ , their behavior is not strongly affected for  $\Delta\tau = 0.0125 - 0.03$ . Note that we use the Runge-Kutta algorithm to reduce the  $\Delta\tau$  dependence.<sup>23)</sup>

These lattice calculations were carried out on a  $N_t = 6$  lattice. If we calculate the PLC using a  $N_t = 4$  lattice simulation, then we obtain different results in comparison with the  $N_t = 6$  case. In Fig. 9 we find that the flat region of the singlet potential from the  $N_t = 4$  lattice simulation is located at shorter distances than that in the  $N_t = 6$  case. The lattice simulation of the equation of state reported in Ref. 21) suggests that the data from the  $N_t = 4$  lattice calculations are far from the continuum limit. The studies reported in Ref. 6) were performed on  $12^3 \times 4$  lattices, and our simulation results here provide the  $SU(3)$  singlet and octet potential nearer the continuum.

### §5. Concluding remarks

We have studied the  $q\bar{q}$  potentials at finite temperature above  $T_c$  through lattice quenched  $SU(3)$  simulations. In order to calculate  $V_1^{q\bar{q}}$  and  $V_8^{q\bar{q}}$ , we employed SGFQ and clearly obtained the expected behavior for three kinds of potentials in the QGP phase; namely,  $V_1^{q\bar{q}}$  yields an attractive force,  $V_8^{q\bar{q}}$  a repulsive force, and

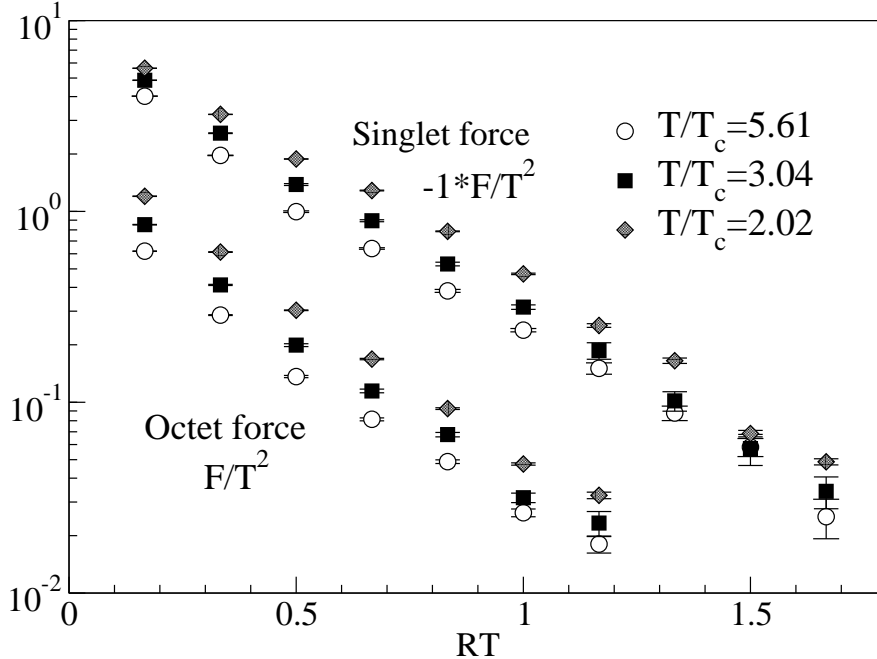


Fig. 5. Effective forces from the singlet and octet channels. Here,  $\Delta\tau = 0.03$ .

$V_c^{q\bar{q}}$  an attractive force. The increase of  $T$  weakens the forces produced by these potentials, and the singlet potential yields a long-distance attractive force even at  $T/T_c = 1.8 - 5.6$ , which corresponds to RHIC and LHC heavy ion collision experiments. These results suggest that QGP has a nontrivial structure and is not a free gas. Recent lattice studies of the charmonium bound state at finite temperature employing the maximum entropy method<sup>24)</sup> show the possibility that  $J/\psi$  survives at high temperatures. Moreover, a simple perturbative prediction for gluon electric and magnetic screening masses cannot be applied in the QGP system.<sup>19),20)</sup> We need more detailed studies of the heavy quark potential by lattice QCD simulations.

In the SGFQ with a Lorentz-type gauge fixing term, we confirm that the  $\alpha$ -parameter dependence of  $V_1^{q\bar{q}}$  and  $V_8^{q\bar{q}}$  is small and that the qualitative behavior of these potentials is not changed when  $\alpha$  is varied from 0.6 to 1.3. This is the first step in the gauge dependence study of the potentials calculated by the color dependent PLC. We plan more extensive simulations with other gauge fixing methods. In particular, we will study Coulomb gauge, since certain advantages of Coulomb-type gauge fixing have recently been reported.<sup>13),25)</sup>

We are also interested in the more precise determination of the Debye screening mass and its temperature dependence. The heavy quark potential in the QGP medium is closely related to the gluon screening effect, and it is important to extract



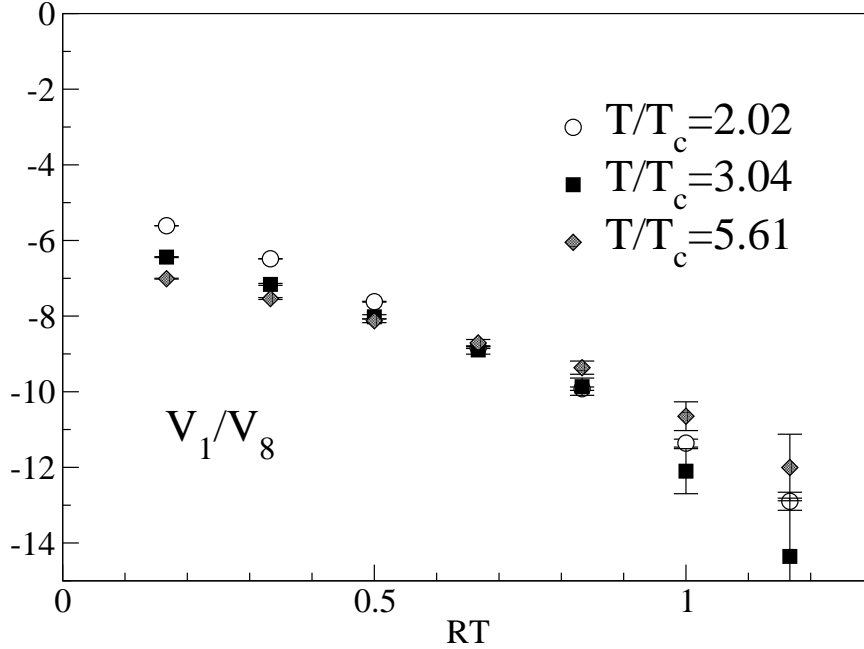


Fig. 6. Ratio  $V_1/V_8$ , at short distance region. Here,  $\Delta\tau = 0.03$ .

the electric screening mass from the Polyakov loop correlation functions.

### Acknowledgements

We would like to thank T. Inagaki for many helpful discussions. Our calculations were carried out on a SX-5 (NEC) vector-parallel computer. We appreciate the warm hospitality and support of the RCNP and CMC administrators. This work is supported by Grants-in-Aid for Scientific Research from the Ministry of Education, Culture, Sports, Science and Technology, Japan (No. 11694085, No. 11740159, and No. 12554008).

### References

- 1) T. Matsui and H. Satz, Phys. Lett. B **178**, 416 (1986).
- 2) T. Hashimoto, K. Hirose, T. Kanki and O. Miyamura, Phys. Rev.Lett. **57**,2123 (1986).
- 3) A. Irbäck, P. Lacock, D. Miller, B. Petersson and T. Reisz, Nucl. Phys. B **363**, 34 (1991).
- 4) U.M. Heller, F. Karsch and J. Rank, Phys. Rev. D **57**, 1438 (1998).
- 5) S. Digal, S. Fortunato and P. Petreczky, hep-lat/0304017.
- 6) N. Attig, F. Karsch, B. Petersson, H. Satz and M. Wolff, Phys. Lett. B **209**, 65 (1988).
- 7) M. Gao, Phys. Rev. D **41**, 626 (1990).
- 8) O. Kaczmarek, F. Karsch, E. Laermann and M. Lütgemeier, Phys. Rev. D **62**, 034021 (2000).

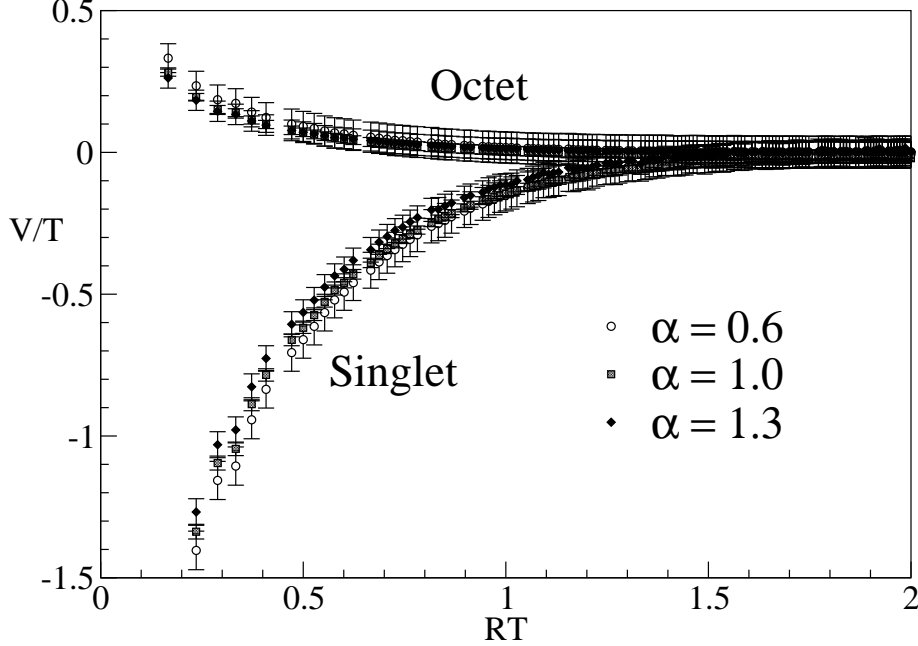


Fig. 7. Gauge parameter  $\alpha$  dependence at  $T/T_c = 3.04$  ( $\Delta\tau = 0.03$ ).

- 9) O. Kaczmarek, F. Karsch, P. Petreczky and F. Zantow, Phys. Lett. B **543**, 41 (2002).
- 10) S. Digal, P. Petreczky and H. Satz, Phys. Rev. D **64**, 094015 (2001).
- 11) L. D. McLerran and B. Svetitsky, Phys. Rev. D **24**, 450 (1981).
- 12) S. Nadkarni, Phys. Rev. D **34**, 3904 (1986).
- 13) O. Philipsen, Phys. Lett. B **535**, 138 (2002).
- 14) O. Kaczmarek, S. Ejiri, F. Karsch, E. Laermann and F. Zantow, hep-lat/0312015 to appear in the Proceedings of Finite Density QCD 03, Prog. Theor. Suppl.
- 15) S. Muroya, A. Nakamura and C. Nonaka, hep-lat/0208006 to appear in Nucl. Phys. B (Proc. Suppl.) **119** (2003).
- 16) A. Nakamura and M. Mizutani, *Vistas in Astronomy* (Pergamon Press), vol. **37**, 305 (1993); M. Mizutani and A. Nakamura, Nucl. Phys. B(Proc. Suppl.) **34**, 253 (1994); A. Nakamura, Prog. Theor. Phys. Suppl. No. **131**, 585, 1998.
- 17) K.G. Wilson, in *Recent Developments in Gauge Theories*, ed. G. t'Hooft (Plenum Press, New York, 1980), 363; J.E. Mandula and M. Ogilvie B **185**, 127 (1987).
- 18) D. Zwanziger, Nucl. Phys. **B192**, 259 (1981).
- 19) A. Nakamura, I. Pushkina, T. Saito and S. Sakai, Phys. Lett. B **549**, 133 (2002).
- 20) A. Nakamura, T. Saito and S. Sakai, Phys. Rev. D **69**, 014506 (2004).
- 21) G. Boyd, J. Engels, F. Karsch, E. Laermann, C. Legeland, M. Lütgemeier, and B. Petersson, Phys. Rev. Lett. **75**, 4169 (1995); Nucl. Phys. B **469**, 419 (1996).
- 22) QCDTARO collaboration, K. Akemi, et al., Phys. Rev. Lett. **71**, 3063 (1993).
- 23) A. Ukawa and M. Fukugita, Phys. Rev. Lett. **55**, 1854 (1985); G.G. Batrouni, et al., Phys. Rev. D **32**, 2736 (1985).
- 24) M. Asakawa and T. Hatsuda, Phys. Rev. Lett. **92** (2004) 012001; T. Umeda, K. Nomura, and H. Matsufuru, hep-lat/0211003; S. Datta, F. Karsch, P. Petreczky, I. Wetzorke,

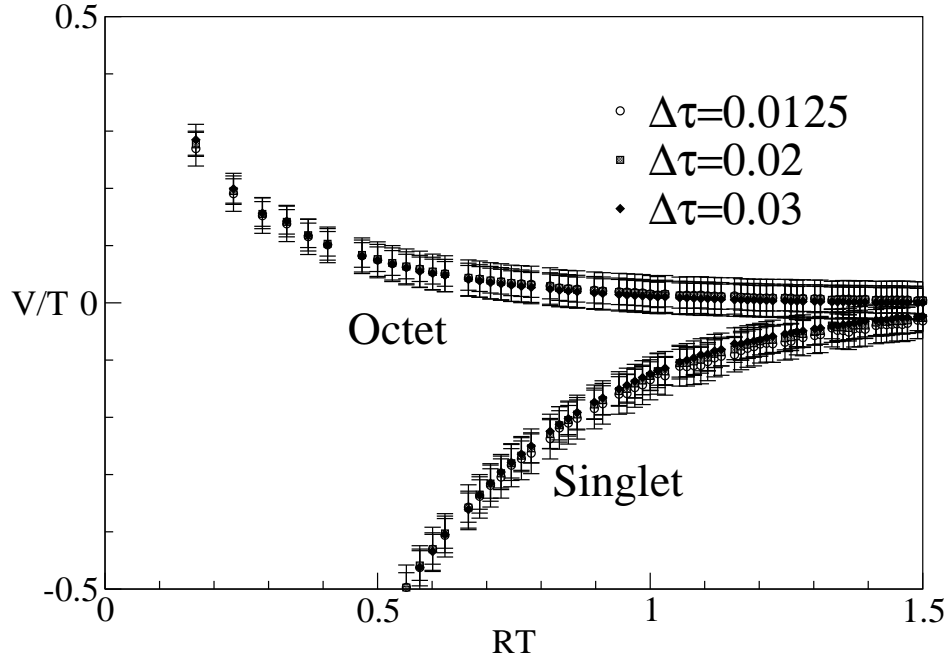


Fig. 8. Langevin step width  $\Delta\tau$  dependence of the singlet and octet potentials at  $T/T_c = 3.04$ .

hep-lat/0312037.  
25) D. Zwanziger, Phys. Rev. Lett. **90**, 102001 (2003).

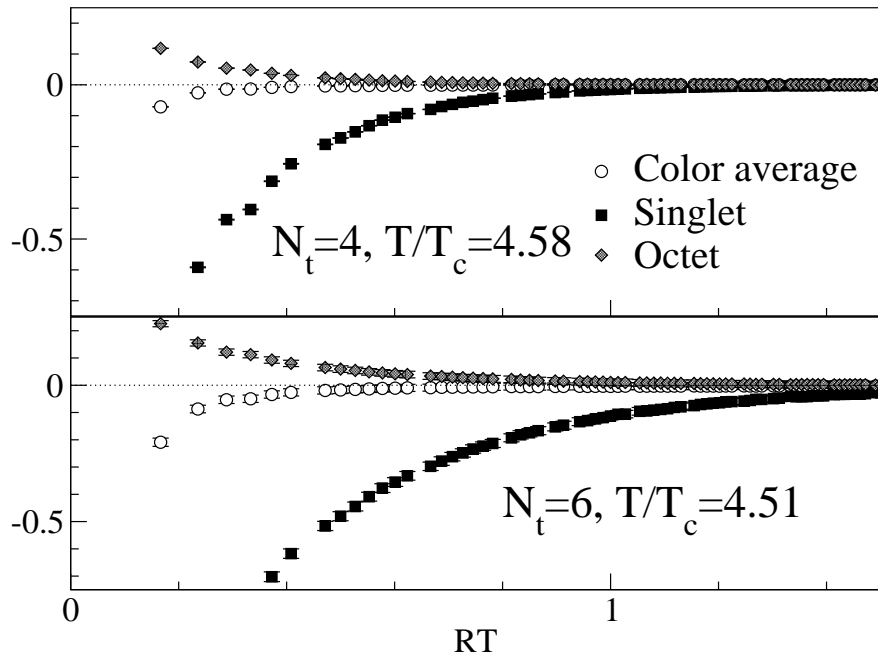


Fig. 9. Simulation results for  $N_t = 4$  and  $N_t = 6$  lattices. Here  $\Delta\tau = 0.03$ .