

Production of D Mesons with Dijets in Deep-Inelastic Scattering at HERA

H1 Collaboration

Abstract

Inclusive D production is measured in deep-inelastic $e p$ scattering at HERA with the H1 detector. In addition, the production of dijets in events with a D meson is investigated. The analysis covers values of photon virtuality $2 < Q^2 < 100 \text{ GeV}^2$ and of inelasticity $0.05 < y < 0.7$. Differential cross sections are measured as a function of Q^2 and x and of various D meson and jet observables. Within the experimental and theoretical uncertainties all measured cross sections are found to be adequately described by next-to-leading order (NLO) QCD calculations, based on the photon-gluon fusion process and DGLAP evolution, without the need for an additional resolved component of the photon beyond what is included at NLO. A reasonable description of the data is also achieved by a prediction based on the CCFM evolution of partons involving the k_T -unintegrated gluon distribution of the proton.

To be submitted to Eur. Phys. J. C

A. Aktas¹⁰, V. Andreev²⁴, T. Anthonis⁴, B. Antunovic²⁵, S. Aplin¹⁰, A. Asmone³²,
 A. Astvatsatourov⁴, A. Babaev^{23,4}, S. Backovic²⁹, A. Baghdasaryan³⁷, P. Baranov²⁴,
 E. Barrelet²⁸, W. Bartel¹⁰, S. Baudrand²⁶, M. Beckingham¹⁰, K. Begzsuren³⁴, O. Behnke¹³,
 O. Behrendt⁷, A. Belousov²⁴, N. Berger³⁹, J.C. Bizot²⁶, M.-O. Boenig⁷, V. Boudry²⁷,
 I. Bozovic-Jelisavcic², J. Bracinik²⁵, G. Brandt¹³, M. Brinkmann¹⁰, V. Brisson²⁶,
 D. Bruncko¹⁵, F.W. Büsser¹¹, A. Bunyatyan^{12;37}, G. Buschhorn²⁵, L. Bystritskaya²³,
 A.J. Campbell¹⁰, K.B. Cantun Avila²¹, F. Cassol-Brunner²⁰, K. Cerny³¹, V. Cerny^{15;46},
 V. Chekelian²⁵, A. Cholewa¹⁰, J.G. Contreras²¹, J.A. Coughlan⁵, G. Cozzika⁹, J. Cvach³⁰,
 J.B. Dainton¹⁷, K. Daum^{36;42}, Y. de Boer²³, B. Delcourt²⁶, M. Del Degan³⁹, A. De Roeck^{10;44},
 E.A. De Wolf⁴, C. Diaconu²⁰, V. Dodonov¹², A. Dubak^{29;45}, G. Eckerlin¹⁰, V. Efremenko²³,
 S. Egli³⁵, R. Eichler³⁵, F. Eisele¹³, A. Eliseev²⁴, E. Elsen¹⁰, S. Essenov²³, A. Falkewicz⁶,
 P.J.W. Faulkner³, L. Favart⁴, A. Fedotov²³, R. Felst¹⁰, J. Feltess^{9;47}, J. Ferencei¹⁵, L. Finke¹⁰,
 M. Fleischer¹⁰, G. Flucke¹¹, A. Fomenko²⁴, G. Franke¹⁰, T. Frisson²⁷, E. Gabathuler¹⁷,
 E. Garutti¹⁰, J. Gayler¹⁰, S. Ghazaryan³⁷, S. Ginzburgskaya²³, A. Glazov¹⁰, I. Glushkov³⁸,
 L. Goerlich⁶, M. Goettlich¹⁰, N. Gogitidze²⁴, S. Gorbounov³⁸, M. Gouzevitch²⁷, C. Grab³⁹,
 T. Greenshaw¹⁷, M. Gregori¹⁸, B.R. Grell¹⁰, G. Grindhammer²⁵, S. Habib^{11;48}, D. Haidt¹⁰,
 M. Hansson¹⁹, G. Heinzelmann¹¹, C. Helebrant¹⁰, R.C.W. Henderson¹⁶, H. Henschel³⁸,
 G. Herrera²², M. Hildebrandt³⁵, K.H. Hiller³⁸, D. Hoffmann²⁰, R. Horisberger³⁵,
 A. Hovhannisyan³⁷, T. Hreus^{4;43}, S. Hussain¹⁸, M. Jacquet²⁶, X. Janssen⁴, V. Jemanov¹¹,
 L. Jönsson¹⁹, D.P. Johnson⁴, A.W. Jung¹⁴, H. Jung¹⁰, M. Kapichine⁸, J. Katzy¹⁰, I.R. Kenyon³,
 C. Kiesling²⁵, M. Klein³⁸, C. Kleinwort¹⁰, T. Klimkovich¹⁰, T. Kluge¹⁰, G. Knies¹⁰,
 A. Knutsson¹⁹, V. Korbelt¹⁰, P. Kostka³⁸, M. Kraemer¹⁰, K. Krastev¹⁰, J. Kretzschmar³⁸,
 A. Kropivnitskaya²³, K. Krüger¹⁴, M.P.J. Landon¹⁸, W. Lange³⁸, G. Laštovička-Medin²⁹,
 P. Laycock¹⁷, A. Lebedev²⁴, G. Leibenguth³⁹, V. Lendermann¹⁴, S. Levonian¹⁰, L. Lindfeld⁴⁰,
 K. Lipka³⁸, A. Liptaj²⁵, B. List¹¹, J. List¹⁰, N. Loktionova²⁴, R. Lopez-Fernandez²²,
 V. Lubimov²³, A.-I. Lucaci-Timoce¹⁰, H. Lueders¹¹, L. Lytkin¹², A. Makankine⁸,
 E. Malinovski²⁴, P. Marage⁴, Ll. Marti¹⁰, M. Martisikova¹⁰, H.-U. Martyn¹, S.J. Maxfield¹⁷,
 A. Mehta¹⁷, K. Meier¹⁴, A.B. Meyer¹⁰, H. Meyer³⁶, J. Meyer¹⁰, V. Michels¹⁰, S. Mikocki⁶,
 I. Milcewicz-Mika⁶, D. Mladenov³³, A. Mohamed¹⁷, F. Moreau²⁷, A. Morozov⁸, J.V. Morris⁵,
 M.U. Mozer¹³, K. Müller⁴⁰, P. Murín^{15;43}, K. Nankov³³, B. Naroska¹¹, Th. Naumann³⁸,
 P.R. Newman³, C. Niebuhr¹⁰, A. Nikiforov²⁵, G. Nowak⁶, K. Nowak⁴⁰, M. Nozicka³¹,
 R. Oganezov³⁷, B. Olivier²⁵, J.E. Olsson¹⁰, S. Osman¹⁹, D. Ozerov²³, V. Palichik⁸,
 I. Panagoulas^{1;10;41}, M. Pandurovic², Th. Papadopoulou^{1;10;41}, C. Pascaud²⁶, G.D. Patel¹⁷,
 H. Peng¹⁰, E. Perez⁹, D. Perez-Astudillo²¹, A. Perieanu¹⁰, A. Petrukhin²³, I. Picuric²⁹,
 S. Piec³⁸, D. Pitzl¹⁰, R. Plačákytė¹⁰, B. Povh¹², P. Prideaux¹⁷, A.J. Rahmat¹⁷, N. Raicevic²⁹,
 P. Reimer³⁰, A. Rimmer¹⁷, C. Risler¹⁰, E. Rizvi¹⁸, P. Robmann⁴⁰, B. Roland⁴, R. Roosen⁴,
 A. Rostovtsev²³, Z. Rurikova¹⁰, S. Rusakov²⁴, F. Salvaire¹⁰, D.P.C. Sankey⁵, M. Sauter³⁹,
 E. Sauvan²⁰, S. Schmidt¹⁰, S. Schmitt¹⁰, C. Schmitz⁴⁰, L. Schoeffel⁹, A. Schöning³⁹,
 H.-C. Schultz-Coulon¹⁴, F. Sefkow¹⁰, R.N. Shaw-West³, I. Sheviakov²⁴, L.N. Shtarkov²⁴,
 T. Sloan¹⁶, I. Smiljanic², P. Smirnov²⁴, Y. Soloviev²⁴, D. South¹⁰, V. Spaskov⁸, A. Specka²⁷,
 M. Steder¹⁰, B. Stella³², J. Stiewe¹⁴, A. Stoilov³³, U. Straumann⁴⁰, D. Sunar⁴, T. Sykora⁴,
 V. Tchoulakov⁸, G. Thompson¹⁸, P.D. Thompson³, T. Toll¹⁰, F. Tomasz¹⁵, D. Traynor¹⁸,
 T.N. Trinh²⁰, P. Truöl⁴⁰, I. Tsakov³³, G. Tsipolitis^{10;41}, I. Tsurin¹⁰, J. Turnau⁶,
 E. Tzamariudaki²⁵, K. Urban¹⁴, A. Usik²⁴, D. Utkin²³, A. Valkárová³¹, C. Vallée²⁰,
 P. Van Mechelen⁴, A. Vargas Trevino⁷, Y. Vazdik²⁴, S. Vinokurova¹⁰, V. Volchinski³⁷,
 K. Wacker⁷, G. Weber¹¹, R. Weber³⁹, D. Wegener⁷, C. Werner¹³, M. Wessels¹⁰, Ch. Wissing¹⁰,

R. Wolf¹³, E. Wunsch¹⁰, S. Xella⁴⁰, W. Yan¹⁰, V. Yeganov³⁷, J. Žáček³¹, J. Zálešák³⁰, Z. Zhang²⁶, A. Zhelezov²³, A. Zhokin²³, Y.C. Zhu¹⁰, J. Zimmermann²⁵, T. Zimmermann³⁹, H. Zohrabyan³⁷, and F. Zomer²⁶

¹ *I. Physikalisches Institut der RWTH, Aachen, Germany^a*

² *Vinca Institute of Nuclear Sciences, Belgrade, Serbia*

³ *School of Physics and Astronomy, University of Birmingham, Birmingham, UK^b*

⁴ *Inter-University Institute for High Energies ULB-VUB, Brussels; Universiteit Antwerpen, Antwerpen; Belgium^c*

⁵ *Rutherford Appleton Laboratory, Chilton, Didcot, UK^b*

⁶ *Institute for Nuclear Physics, Cracow, Poland^d*

⁷ *Institut für Physik, Universität Dortmund, Dortmund, Germany^a*

⁸ *Joint Institute for Nuclear Research, Dubna, Russia*

⁹ *CEA, DSM/DAPNIA, CE-Saclay, Gif-sur-Yvette, France*

¹⁰ *DESY, Hamburg, Germany*

¹¹ *Institut für Experimentalphysik, Universität Hamburg, Hamburg, Germany^a*

¹² *Max-Planck-Institut für Kernphysik, Heidelberg, Germany*

¹³ *Physikalisches Institut, Universität Heidelberg, Heidelberg, Germany^a*

¹⁴ *Kirchhoff-Institut für Physik, Universität Heidelberg, Heidelberg, Germany^a*

¹⁵ *Institute of Experimental Physics, Slovak Academy of Sciences, Košice, Slovak Republic^f*

¹⁶ *Department of Physics, University of Lancaster, Lancaster, UK^b*

¹⁷ *Department of Physics, University of Liverpool, Liverpool, UK^b*

¹⁸ *Queen Mary and Westfield College, London, UK^b*

¹⁹ *Physics Department, University of Lund, Lund, Sweden^g*

²⁰ *CPPM, CNRS/IN2P3 - Univ. Mediterranee, Marseille - France*

²¹ *Departamento de Fisica Aplicada, CINVESTAV, Mérida, Yucatán, México^j*

²² *Departamento de Fisica, CINVESTAV, México^j*

²³ *Institute for Theoretical and Experimental Physics, Moscow, Russia^k*

²⁴ *Lebedev Physical Institute, Moscow, Russia^e*

²⁵ *Max-Planck-Institut für Physik, München, Germany*

²⁶ *LAL, Université de Paris-Sud 11, IN2P3-CNRS, Orsay, France*

²⁷ *LLR, Ecole Polytechnique, IN2P3-CNRS, Palaiseau, France*

²⁸ *LPNHE, Universités Paris VI and VII, IN2P3-CNRS, Paris, France*

²⁹ *Faculty of Science, University of Montenegro, Podgorica, Montenegro^e*

³⁰ *Institute of Physics, Academy of Sciences of the Czech Republic, Praha, Czech Republic^h*

³¹ *Faculty of Mathematics and Physics, Charles University, Praha, Czech Republic^h*

³² *Dipartimento di Fisica Università di Roma Tre and INFN Roma 3, Roma, Italy*

³³ *Institute for Nuclear Research and Nuclear Energy, Sofia, Bulgaria^e*

³⁴ *Institute of Physics and Technology of the Mongolian Academy of Sciences, Ulaanbaatar, Mongolia*

³⁵ *Paul Scherrer Institut, Villigen, Switzerland*

³⁶ *Fachbereich C, Universität Wuppertal, Wuppertal, Germany*

³⁷ *Yerevan Physics Institute, Yerevan, Armenia*

³⁸ *DESY, Zeuthen, Germany*

³⁹ *Institut für Teilchenphysik, ETH, Zürich, Switzerlandⁱ*

⁴⁰ *Physik-Institut der Universität Zürich, Zürich, Switzerlandⁱ*

⁴¹ Also at Physics Department, National Technical University, Zografou Campus, GR-15773 Athens, Greece

⁴² Also at Rechenzentrum, Universität Wuppertal, Wuppertal, Germany

⁴³ Also at University of P.J. Šafárik, Košice, Slovak Republic

⁴⁴ Also at CERN, Geneva, Switzerland

⁴⁵ Also at Max-Planck-Institut für Physik, München, Germany

⁴⁶ Also at Comenius University, Bratislava, Slovak Republic

⁴⁷ Also at DESY and University Hamburg, Helmholtz Humboldt Research Award

⁴⁸ Supported by a scholarship of the World Laboratory Björn Wiik Research Project

^y Deceased

^a Supported by the Bundesministerium für Bildung und Forschung, FRG, under contract numbers 05 H1 IGUA /1, 05 H1 IPAA /1, 05 H1 IPAB /9, 05 H1 IPEA /6, 05 H1 IVHA /7 and 05 H1 IVHB /5

^b Supported by the UK Particle Physics and Astronomy Research Council, and formerly by the UK Science and Engineering Research Council

^c Supported by FNRS-FWO-Vlaanderen, IISN-IIKW and IWT and by Interuniversity Attraction Poles Programme, Belgian Science Policy

^d Partially Supported by the Polish State Committee for Scientific Research, SPUB/DESY/P003/DZ 118/2003/2005

^e Supported by the Deutsche Forschungsgemeinschaft

^f Supported by VEGA SR grant no. 2/4067/24

^g Supported by the Swedish Natural Science Research Council

^h Supported by the Ministry of Education of the Czech Republic under the projects LC527 and INGO-IP05LA259

ⁱ Supported by the Swiss National Science Foundation

^j Supported by CONACYT, México, grant 400073-F

^k Partially Supported by Russian Foundation for Basic Research, grants 03-02-17291 and 04-02-16445

¹ This project is co-funded by the European Social Fund (75%) and National Resources (25%) - (EPEAEK II) - PYTHAGORAS II

1 Introduction

Charm quark production in deep-inelastic $e p$ collisions at HERA is of particular interest for testing calculations in the framework of perturbative quantum chromodynamics (pQCD). This process has the special feature of two hard scales: the photon virtuality Q^2 and the charm quark mass. In the case of jet production the transverse energy of the jets provides a further hard scale. In leading order (LO) QCD, the photon-gluon fusion process $g \rightarrow c\bar{c}$ is the dominant production mechanism.

Results on inclusive D meson production in deep-inelastic scattering (DIS) have been published by the H1 and ZEUS collaborations [1–7]. The analysis described in this paper uses data collected during 1999 and 2000, corresponding to a larger integrated luminosity of 47 pb^{-1} than used in previous H1 publications [1, 4, 5]. As a result, the production of inclusive D mesons is measured in DIS with increased precision.

The mechanism of charm production is further explored by studying the production of dijets in events with a D meson for the first time in DIS. This study is referred to in the following as the analysis of “ D mesons with dijets”. One of the jets typically contains the D meson. According to Monte Carlo simulation studies the jet containing the D meson provides a very good approximation of the kinematics of the associated charm quark. The other jet usually also gives a good approximation of the energy and direction of the second charm quark or of a radiated gluon. Regarding the theoretical predictions, the measurement of jets has a reduced sensitivity to fragmentation uncertainties compared to the method based solely on measuring the D meson. Thus it corresponds more closely to a measurement of the underlying partons and is therefore expected to lead to more reliable theoretical predictions.

The photon-gluon fusion process of charm quark pair production provides sensitivity to the gluon distribution in the proton. The dijet event sample is used to measure the observed gluon momentum fraction x_g^{obs} . The azimuthal angular correlation between the two leading jets is investigated because of its sensitivity to initial state gluon emissions. These measurements are compared with QCD calculations based on either collinear or k_T -factorisation and using gluon densities obtained from QCD fits to HERA inclusive DIS data. The photon, in addition to its coupling as a point-like object in the hard scattering process, exhibits a partonic structure [8] which can be resolved by the hard scale present in the process, and which is described by a photon structure function. Dijets are used to measure the observed fractional momentum of the parton from the photon taking part in the hard interaction. Comparing this distribution with pQCD calculations allows a test for resolved contributions of the photon which go beyond what is already included in calculations of the photon-gluon fusion process at next-to-leading order (NLO).

In this paper measurements of single and double differential cross sections for the production of D mesons and D mesons with dijets are reported. They are compared to perturbative QCD calculations using different implementations of the evolution of the gluon from the proton.

2 QCD Models

QCD models for data corrections and for comparison with measured cross sections are introduced in the following two sections. Relevant parameters used in the Monte Carlo (MC)

simulations and the NLO calculations are described and summarized in table 1.

2.1 QCD Models for Data Corrections

Monte Carlo models are used to generate charm events and to simulate detector effects in order to determine the acceptance and the efficiency for selecting events with a D meson only and with dijets and to estimate the systematic uncertainties associated with the measurements. All the events are passed through a detailed simulation of the detector response based on the GEANT simulation program [9] and are reconstructed using the same reconstruction software as used for the data.

The Monte Carlo programs RAPGAP [10] and HERWIG [11] are used to generate in DIS the direct process of photon-gluon fusion to a heavy (charm or beauty) quark anti-quark pair, where the photon acts as a point-like object. In addition, they allow the simulation of charm production via resolved processes, where the photon fluctuates into partons, one of which interacts with a parton in the proton and the rest produces the photon remnant. Both programs use LO matrix elements with massive (massless) charm quarks for the direct (resolved) processes. Parton showers based on DGLAP evolution are used to model higher order QCD effects. The masses of the c and b quarks are set to $m_c = 1.5 \text{ GeV}$ and $m_b = 4.75 \text{ GeV}$. In RAPGAP the hadronization of partons is performed using the Lund String model as implemented in PYTHIA [12]. For the longitudinal fragmentation of the charm quark into the D meson the Bowler parametrisation [13] is taken with parameters as obtained by BELLE [14]. The fragmentation fraction $f(c \rightarrow D^+) = 0.257 \pm 0.015 \pm 0.008$ [15] is used. RAPGAP is interfaced to HERACLES [16] in order to simulate the radiation of a photon from the incoming or outgoing lepton including virtual effects. The simulation of such effects is only available for direct processes. For resolved processes, similar QED effects are assumed. RAPGAP is normally used for the determination of the detector acceptance and efficiency. The effect of a different model on the detector acceptance and efficiency is investigated by using the HERWIG program, which is based on the cluster hadronization model. For both models small differences in the spectrum of the transverse momentum of the D meson in comparison with the data are corrected by reweighting the spectrum to that observed in the data.

2.2 QCD Models used for Comparing with Data

In this paper the experimental results are compared with predictions considering three active flavours (u, d, s) in the proton (fixed-flavour-number scheme FFNS) and massive charm quarks produced via photon-gluon fusion. The results are also compared with a calculation based on the zero-mass variable-flavour-number scheme (ZM-VFNS), where the charm quark occurs also as an incoming parton and is treated as massless. In the case of the FFNS two different pQCD approaches are used: an NLO calculation [17–19] based on the conventional collinear factorisation and the DGLAP evolution equations [20] and another prediction based on k_T -factorisation and parton evolution according to the CCFM equations [21]. A beauty contribution of 1.5 ± 0.5 times the QCD prediction is added to the charm expectations of the calculations with massive charm quarks to encompass the range of beauty cross section measurements [22].

According to Monte Carlo studies, the contribution of beauty quarks is approximately 3% for events with D mesons and 7% for events with D mesons with dijets. The basic parameter choices for the various pQCD programs and the range of their variations are summarised in table 1. Each of the variations is performed independently to determine specific cross section uncertainties. These uncertainties and the assumed error on the beauty contribution are added in quadrature to obtain the total theoretical uncertainty which is shown in the figures as a band. The programs implementing the above approaches are discussed in the following.

	p-PDF -PDF		m_c [GeV]	fragmentation
RAPGAP	CTEQ6L [23] ¹ SAS-G 2D [24]	$P \frac{Q^2}{Q^2 + p_T^2}$	1.5	Bowler $a=0.22, b=0.56$ [14]
CASCADE variation	A0 [25] A+, A- [25]	$r = P \frac{4m_c^2 + p_T^2}{Q^2 + p_T^2}$ $1/2 \quad r - 2 \quad r$	1.5 1.4 – 1.6	Bowler $a=0.22, b=0.56$ [14] Peterson $c: 0.025 - 0.060$ [26, 27]
HVQDIS variation	CTEQ5F3 [28]	$P \frac{Q^2 + 4m_c^2}{Q^2 + 4m_c^2}$ $\max \left(\frac{Q^2}{m_c^2}, 1/\frac{P}{2} \right) -$ $\frac{P}{2} [29]$	1.5 1.4 – 1.6	Kartvelishvili $= 3:0$ [26] : 2.5 – 3.5
ZM-VFNS variation	CTEQ6.1M [23]	$P \frac{Q^2 + (p_T)^2}{Q^2 + (p_T)^2}$ $1/\frac{P}{2} - \frac{P}{2}$	1.5	[30]

Table 1: Parton density functions (PDFs) and parameters used in the Monte Carlo simulations and the NLO programs. The renormalisation and factorisation scales are set equal, $\mu_r = \mu_f$ (apart from CASCADE where μ_f is kept fixed at $\mu_f = \sqrt{s + Q_T^2}$, where the invariant mass squared and the transverse momentum squared of the $c\bar{c}$ -pair are denoted by s and Q_T^2 , respectively), m_c is the charm quark mass and c and b are the fragmentation parameters according to the Peterson and the Kartvelishvili parametrisations. The range of variation for the different parameters is also indicated. Each of the variations is performed independently.

The NLO $O(\alpha_s^2)$ QCD VFNS predictions are calculated using the program HVQDIS. The CTEQ5F3 [28] parton densities of the proton are used. Charm quarks are fragmented in the p center-of-mass frame into D mesons using the Kartvelishvili *et al.* [31] parametrisation for the fragmentation function which, for HVQDIS, yields a better description of the H1 data [26] than the Peterson [32] parametrisation. “Decays” of beauty quarks to D mesons are parametrised by adapting the longitudinal as well as the transverse fragmentation distribution from RAPGAP using the Peterson model with $b = 0.0080$.

In order to compare parton level dijets of HVQDIS with hadron level dijets of the data, hadronization corrections have to be applied to the NLO calculations. They are estimated by using the RAPGAP and HERWIG Monte Carlo models described in the previous section. Dijets are reconstructed at the parton level from the generated quarks and gluons after the parton

¹For data corrections the CTEQ5L [28] parton density function is used for the proton.

showering step, using the same jet algorithm and selection cuts as at the hadron and detector levels. For each kinematic bin the ratio of the hadron to parton level cross section is calculated. The average values from the two Monte Carlo models are taken as hadronization corrections to the NLO predictions. They vary typically between -5% and $+20\%$ and occasionally amount to -40% and up to $+40\%$. Their uncertainty is taken to be half the difference between the predictions of the two models. This uncertainty is added in quadrature to the other theoretical uncertainties to obtain the total error for the HVQDIS prediction of D mesons with dijets.

The predictions based on the CCFM evolution equation are calculated using the CASCADE [33] program. In CASCADE the direct process $g \rightarrow \infty$ is implemented using off-shell matrix elements convoluted with the k_T -unintegrated gluon distribution of the proton. The parametrisation set-A0 [25] is used for the latter. It has been determined from a fit to F_2 data published by H1 [34] and ZEUS [35]. Time-like parton showers off the charm quark and anti-quark but not off initial state gluons are implemented. The hadronization of partons is performed in the same way as described in section 2.1 for RAPGAP. The sensitivity of the cross section to the parametrisation used for the longitudinal fragmentation of the charm quark into the D meson is investigated by using the Peterson function with parameters as obtained by HERA measurements [26, 27] instead of the Bowler function. Resolved photon processes are not implemented in CASCADE.

An NLO QCD calculation of inclusive hadron production in DIS in the ZM-VFNS has recently become available [36]. This calculation treats the charm quark as massless. The contribution of the partonic subprocesses $q \rightarrow qg$ and $g \rightarrow qq$ for the production of charm and beauty quarks is considered at LO. The NLO corrections are large in certain kinematic regions. To allow a comparison of the data to the predictions from the “massless” calculation, it is required that the D meson has a transverse momentum $p_T > 2 \text{ GeV}$ in the p center-of-mass frame. At present, predictions from the “massless” approach exist only for inclusive D meson production and not for the production of D mesons with dijets.

3 H1 Detector

The data presented were collected with the H1 detector at HERA in the years 1999 and 2000. During this period HERA operated with 27.5 GeV positrons and 920 GeV protons colliding at a center-of-mass energy of $\sqrt{s} = 318 \text{ GeV}$. The data sample used for this analysis amounts to an integrated luminosity of $\mathcal{L} = 47.0 \text{ pb}^{-1}$.

A detailed description of the H1 detector is given in [37]. Here only the relevant components for this analysis are described. The positive z -axis of the H1 reference frame, which defines the forward direction, is given by the proton-beam direction. The scattered positron is identified and measured in the SpaCal calorimeter [38], a lead-scintillating fibre calorimeter situated in the backward region of the H1 detector, covering the polar angular range $153^\circ < \theta < 177^\circ$. The SpaCal also provides time-of-flight information which is used for triggering purposes. Hits in the backward drift chamber (BDC) are used to improve the identification of the scattered positron and the measurement of its angle. Charged particles emerging from the interaction region are measured by the Central Tracking Detector (CTD), which covers a range $20^\circ < \theta < 160^\circ$. The CTD comprises two large cylindrical Central Jet drift Chambers (CJCs) and two

z-chambers situated concentrically around the beam-line within a solenoidal magnetic field of 1.15 T. It also provides triggering information based on track segments measured in the r-φ plane of the CJs, and on the z-position of the event vertex obtained from the double layers of two multi-wire proportional chambers (MWPCs). In the central and forward region the track detectors are surrounded by a finely segmented Liquid Argon Calorimeter (LAr). It consists of an electromagnetic section with lead absorbers and a hadronic section with steel absorbers and covers the range 4 < |η| < 15.4.

The luminosity determination is based on the measurement of the Bethe-Heitler process (ep → eγ), where the photon is detected in a calorimeter located downstream of the interaction point in the positron beam direction.

4 Event Selection

At fixed center-of-mass energy, \sqrt{s} , the kinematics of the inclusive scattering process $ep \rightarrow eX$ is determined by any two of the following Lorentz-invariant variables: the Bjorken scaling variable x, the inelasticity y, the square of the four-momentum-transfer Q^2 and the invariant mass squared W^2 of the hadronic final state. In this analysis these variables are determined from the measurement of the scattered positron energy, E_e^0 , and its polar angle, θ_e^0 , according to

$$\begin{aligned} Q^2 &= 4E_e E_e^0 \cos^2 \frac{\theta_e^0}{2} & y &= 1 - \frac{E_e^0}{E_e} \sin^2 \frac{\theta_e^0}{2} \\ x &= \frac{Q^2}{ys} & W^2 &= Q^2 \frac{1-x}{x}; \end{aligned} \quad (1)$$

where E_e is the incident positron beam energy.

The analysis covers the kinematic region $2 < Q^2 < 100 \text{ GeV}^2$ and $0.05 < y < 0.7$. DIS events were triggered by requiring signals from the central drift chambers and the multi-wire proportional chambers in coincidence with signals from the scattered positron in the SpaCal. The identification and selection of the scattered positron is performed as described in [1].

D mesons are reconstructed using the decay chain $D^+ \rightarrow D^0 \pi^+ \rightarrow K^+ \pi^+ \pi^0$ (and c.c.), where the notation π_s is used for the slow pion. The three decay tracks are measured in the central track detector. For all tracks particle identification is applied using the measurement of the energy loss, dE/dx , in the CJs. The invariant mass of the $K^+ \pi^+$ system is required to be consistent with the nominal D^0 mass within two standard deviations. The signal is extracted from a simultaneous fit to the distribution of $m = m_{K^+ \pi^+} - m_{K^+ \pi_s^+}$ of the D meson candidates and of the wrong sign combinations $(K^+ \pi_s^+)$ which provide a good description of the shape of the uncorrelated background. Further details are described in [1, 5, 39]. The range of the transverse momentum and the pseudorapidity of the D meson is restricted to $1.5 < p_T < 15 \text{ GeV}$ and $|\eta| < 1.5$, where p_T and η are defined in the laboratory frame with $\eta = \ln \tan \frac{\theta}{2}$. From the fit a total of 2604 ± 77 D mesons is obtained.

In order to define the “D meson with dijets” sample, the k_T -cluster algorithm [40] in its inclusive mode is applied to the hadronic final state objects in the Breit frame for events containing a D meson candidate. The hadronic objects are built by combining the energy depositions

in the SpaCal and the LAr calorimeter with the track momenta measured in the tracking system. Such objects have improved energy and angular resolution and are well suited for the low transverse momentum jets produced in charm events at HERA. For jets with transverse energy $3 < E_T^{\text{jet}} < 5$ GeV the energy resolution is about 20%. When applying the jet algorithm, the four-vector of the reconstructed D^0 meson is used instead of the four-vectors of its three decay particles. The jet algorithm is used with the separation parameter set to unity and using the E -recombination scheme, in which the four-vectors of the hadronic objects are added.

For the dijet selection, the transverse energies of the leading jets in the Breit frame are required to be $E_T^{\text{jet}(1)} > 4(3)$ GeV, and their pseudorapidities in the laboratory frame have to fulfill $|\eta_{\text{lab}}^{\text{jet}(1,2)}| < 2.5$. Down to these low jet transverse energies Monte Carlo simulation studies show a very good correlation of the parton and reconstructed jet quantities for both jets. From a fit to the m distribution a total of 668 ± 49 D^0 mesons is obtained for events fulfilling the dijet requirements. In about 90% of the events the D^0 meson belongs to one of the two leading jets in agreement with Monte Carlo predictions.

5 Cross Section Determination and Systematic Errors

The total visible cross section for inclusive D^0 meson production in deep-inelastic $e p$ scattering, including requirements on the DIS phase space and on the kinematics of the D^0 meson, is calculated from the observed number of D^0 mesons, N_D , according to

$$(\sigma(e^+ p \rightarrow e^+ D^0 X)) = \frac{N_D}{L \cdot B_r \cdot (1_{\text{rad}})} : \quad (2)$$

Here B_r refers to the branching ratio $B_r(D^+ \rightarrow D^0 \pi^+) = B_r(D^0 \rightarrow K^+ \pi^-) = 0.0258$ [41] and L to the integrated luminosity. The factor $1_{\text{rad}} = 31\%$ corrects for the acceptance loss due to the track selection cuts and the detector efficiency and resolution. The QED radiative correction, 1_{rad} , amounts to 2% . For differential cross sections the data sample is divided into bins and the number of D^0 mesons is extracted in each bin separately. The visible total and differential cross section for the D^0 mesons with dijets is defined in a similar way.

The systematic errors on the cross section measurements are estimated as follows (numbers are given for the total visible cross section):

The trigger efficiency is monitored using data samples with independent trigger conditions. Its associated uncertainty is estimated to be 2%.

The uncertainty in the track reconstruction efficiency leads to an error of 4.8%.

To account for possible imperfections in the description of low transverse momentum tracks by the Monte Carlo simulation the requirement for the minimal transverse momentum of the π candidate is varied from 120 MeV to 150 MeV. This leads to a cross section change of 4%.

An error of 3% due to the uncertainty on the dE/dx measurement used for particle identification is estimated.

Systematic Uncertainties	D ⁰ meson	D ⁰ + dijets
Trigger efficiency		2%
Track reconstruction efficiency		4.8%
dE/dx measurement		3%
Description of π^0 tracks with low p_T		4%
D ⁰ signal extraction		4.9%
Measurement errors on E_e^0 and θ_e^0		1.8%
Luminosity measurement		1.5%
Branching ratio		2.5%
Model dependence of acceptance and reconstruction efficiency		1%
Hadronic energy scale of the LAr Calorimeter	–	4%
Hadronic energy scale of the SpaCal Calorimeter	–	1%
	+ 8%	+ 9%
	9%	11%

Table 2: Experimental systematic uncertainties on the total visible production cross section for inclusive D⁰ mesons and for D⁰ mesons with dijets.

The systematic error of the D⁰ signal extraction procedure is estimated to be 4.9% .

The estimated uncertainties on the measurement of the scattered positron energy E_e^0 of 1% and of its polar angle θ_e^0 of 1 mrad lead to an error of 1.8% .

A model uncertainty of 1% is estimated from the difference in the correction factor for the acceptance and efficiency obtained with RAPGAP and HERWIG.

An uncertainty of 1.5% is caused by the error in the determination of the luminosity.

The uncertainty on the D⁺ and D⁰ branching ratios contributes an error of 2.5% .

For the analysis of D⁰ mesons with dijets additional errors of 4% and 1% are taken into account. They arise from the uncertainty in the hadronic energy scale of the LAr (4%) and the SpaCal (7%), respectively.

The systematic uncertainties on the total visible cross section are summarized in table 2. For the differential cross section measurements the systematic errors are evaluated separately for each bin. All contributions are added in quadrature to obtain the total systematic errors.

6 Inclusive D⁰ Meson Cross Sections

The cross section for inclusive D⁰ meson production in the DIS kinematic region $2 < Q^2 < 100 \text{ GeV}^2$, $0.05 < y < 0.7$ and in the visible D⁰ range $1.5 < p_T < 15 \text{ GeV}$ and $j j > 1.5$ is found to be

$$\sigma_{\text{vis}}(e^+ p \rightarrow e^+ D^0 X) = 6.99 \pm 0.20 \text{ (stat.)} {}^{+0.57}_{-0.63} \text{ (syst.) nb} \quad (3)$$

A comparison with the predictions from HVQDIS and CASCADE is shown in table 3. The models include a small beauty contribution as described in section 2. The predictions of both calculations are slightly below the data (-12%) but are consistent with the data within errors. The quoted theoretical errors include the variations of the scale μ , the charm quark mass m_c and the fragmentation parameters as indicated in table 1. All these contributions to the theoretical uncertainty are of roughly similar size. These uncertainties and the assumed error on the beauty contribution, which leads to a relatively small cross section error, are all added in quadrature to define the total theoretical uncertainty. Use of the MRST2004F3NLO [42] instead of the CTEQ5F3 parton densities of the proton for HVQDIS results in a 9% decrease of the cross section. If for the k_T -unintegrated gluon distribution of the proton in CASCADE the J2003 set-1 [43] parametrisation is used, instead of set-A0, the cross section increases by 3% .

H1 data				HVQDIS	CASCADE
$\sigma_{\text{vis}}(e^+p \rightarrow e^+D^-X)$	6.99	0.20 (stat.)	$^{+0.57}_{-0.63}$ (syst.)	$6.11^{+0.55}_{-0.61}$ nb	$6.19^{+0.72}_{-0.63}$ nb
$\sigma_{\text{vis}}(e^+p \rightarrow e^+D^-jjX)$	1.60	0.12 (stat.)	$^{+0.14}_{-0.18}$ (syst.)	$1.35^{+0.17}_{-0.13}$ nb	$1.65^{+0.10}_{-0.09}$ nb
$\frac{\sigma_{\text{vis}}(e^+p \rightarrow e^+D^-jjX)}{\sigma_{\text{vis}}(e^+p \rightarrow e^+D^-X)}$	0.228	0.014 (stat.)	0.011 (syst.)	$0.221^{+0.029}_{-0.020}$	$0.267^{+0.020}_{-0.022}$

Table 3: Comparison of the cross sections for inclusive D^- meson production and dijet production in association with a D^- meson and of their ratio with the predictions from HVQDIS and CASCADE. The errors on the predictions include the variations of parameters, as indicated in table 1, and the assumed 33% error on the beauty contribution added in quadrature.

In figure 1 the single differential cross sections for inclusive D^- production in the visible region are shown² as a function of the event variables Q^2 , x and W and of the D^- observables p_T and η and of the inelasticity z . The latter is defined as $z = P \cdot p = P \cdot q = (E_z)_{\text{D}} = 2yE_e$, where P , q and p denote the four-momenta of the incoming proton, the exchanged photon and the observed D^- meson, respectively. This quantity is a measure of the fraction of photon energy transferred to the D^- meson in the proton rest frame and it is sensitive to both the production mechanism and the $c \rightarrow D^-$ fragmentation function. The measured cross sections shown in figure 1 are listed in tables 4 and 5 and are in good agreement with previous measurements from H1 [1]. Double differential cross sections as functions of Q^2 and x are listed in table 6.

Figure 1 includes the expectations from the HVQDIS and the CASCADE programs. The ratio R of the theoretical to the measured cross section is also shown for selected distributions. The steep fall of the cross section as a function of Q^2 and x is described by both HVQDIS and CASCADE. There is reasonable agreement between HVQDIS and the data for the different single differential cross sections with the exception of the medium values of p_T and the region $\eta > 0$, where the measured D^- meson production cross section is larger than predicted. An

²The bin averaged cross section is shown at the position of the centre-of-gravity of the cross section in that bin as calculated by RAPGAP.

excess is also observed at small z , a region correlated with the forward direction ($\eta > 0$). Already in [1] indications of an excess observed in the data at large pseudorapidities ($0.5 < \eta < 1.5$) and small z with respect to the HVQDIS expectation had been reported. The data presented here confirm this excess with better statistical precision and across the whole range of Q^2 , as shown in a detailed study of correlations among the observables in D^0 meson production [39]. The predictions from the CASCADE program are found to generally agree better with the data than those from HVQDIS. An excess of the data over collinear NLO predictions at $\eta > 0$ and small z has been also observed in the photoproduction of D^0 mesons [44].

In figure 2 the inclusive D^0 production cross section with the additional condition on the D^0 meson $p_T > 2.0$ GeV, in order to be able to compare with the ZM-VFNS predictions, is shown. The predictions of CASCADE and particularly the one of the ZM-VFNS approach are not able to describe the data at large x and large Q^2 , while HVQDIS is consistent with the data within errors. The expectation of the ZM-VFNS calculation is very close to the one from CASCADE for Q^2 and x , however for the forward direction in η it is lower than CASCADE and similar to the expectation from HVQDIS. The measured cross sections are listed in table 7.

7 Production cross sections for D^0 Mesons with Dijets

The production cross section of D^0 mesons with dijets in the kinematic region $2 < Q^2 < 100$ GeV², $0.05 < y < 0.7$, in the visible D^0 range $1.5 < p_T < 15$ GeV and $|\eta| < 1.5$, and with jets having Breit frame transverse energies $E_T^{\text{jet1}(2)} > 4$ (3) GeV, and laboratory pseudo-rapidities $|\eta| < 2.5$, is found to be

$$\sigma_{\text{vis}}(e^+ p \rightarrow e^+ D^0 + \text{jets}) = 1.60 \pm 0.12 \text{ (stat.)}^{+0.14}_{-0.18} \text{ (syst.) nb} \quad (4)$$

The predictions from HVQDIS and CASCADE are listed in table 3. As for the inclusive D^0 meson analysis the nominal HVQDIS value is lower (16%) than the data, but there is agreement within errors. The prediction by CASCADE agrees well with the data. The uncertainty of the two predictions due to fragmentation is much reduced compared to the inclusive D^0 meson case. For CASCADE, also the scale uncertainty is reduced while for HVQDIS it remains the dominant error contribution which is found to be even larger than for the inclusive production of D^0 mesons. Use of the MRST2004F3NLO instead of the CTEQ5F3 parton densities of the proton for HVQDIS results in a 1% increase of the cross section. If for the k_T -unintegrated gluon distribution of the proton in CASCADE the J2003 set-1 [43] parametrisation is used, instead of set-A0, the cross section increases by 1%.

The systematic uncertainty is reduced significantly in the ratio of the production cross section for D^0 mesons with dijets to the one for inclusive D^0 mesons

$$\frac{\sigma_{\text{vis}}(e^+ p \rightarrow e^+ D^0 + \text{jets})}{\sigma_{\text{vis}}(e^+ p \rightarrow e^+ D^0 + X)} = 0.228 \pm 0.014 \text{ (stat.)} \pm 0.011 \text{ (syst.):} \quad (5)$$

As shown in table 3 the expectation from the HVQDIS program agrees well with the measured ratio while CASCADE predicts a somewhat larger value.

In figure 3 the differential cross sections for D mesons with dijets are presented as functions of the event variables Q^2 and x , and of the jet variables $E_T^{m\text{ax}} = E_T^{\text{jet1}}$ which is the maximum transverse jet energy in the Breit frame and the invariant mass M_{jj} of the dijet system. The data are compared with the expectations from HVQDIS and CASCADE indicated by bands, which indicate the total theoretical uncertainty as described in section 2. The uncertainty on m_c is responsible for the large error of the HVQDIS prediction for low values of $E_T^{m\text{ax}}$. The quality of the description is more obvious in the ratio of the predicted to the measured cross sections, which is also shown in figure 3. Both HVQDIS and CASCADE describe the steep fall of the cross section as Q^2 and x become large, though CASCADE systematically overestimates the cross section at high values of Q^2 and x . The distributions of $E_T^{m\text{ax}}$ and M_{jj} are well described by both HVQDIS and CASCADE.

The absolute difference in azimuthal angle in the Breit frame, $\Delta\phi = \phi_{\text{jet1}} - \phi_{\text{jet2}}$ is shown in figure 4 as a double differential cross section for two ranges of Q^2 . In the LO photon-gluon fusion process ($\gamma^* \rightarrow q\bar{q}$) the two jets are expected to be back-to-back, i.e. $\Delta\phi = 180^\circ$. The contributions at $\Delta\phi < 180^\circ$ arise primarily from hard gluon emissions and fragmentation effects. HVQDIS allows radiation of one hard gluon in NLO, while CASCADE includes the radiation of one or more gluons in the parton showering process and it contains transverse momentum k_T effects of the exchanged gluons. The measured cross sections for large $\Delta\phi$ (bin two and three) are well described by both theoretical approaches as expected. In order to be sensitive to higher order or k_T effects at smaller $\Delta\phi$, and because theoretical uncertainties are reduced, the following ratio is defined

$$R_{\text{norm}} = \frac{\frac{d^2 \text{theory}}{dQ^2 d\Delta\phi}}{R_{(\text{bin } 2+3)} \frac{d^2 \text{theory}}{dQ^2 d\Delta\phi}} \cdot \frac{\frac{d^2 \text{data}}{dQ^2 d\Delta\phi}}{R_{(\text{bin } 2+3)} \frac{d^2 \text{data}}{dQ^2 d\Delta\phi}} : \quad (6)$$

This double ratio of theory over data is also shown in figure 4 as well as the data points to indicate the experimental errors. At the lowest values of $\Delta\phi$ (bin 1), CASCADE is slightly above the data, indicating that the k_T -distribution in the unintegrated gluon density in CASCADE is too broad. HVQDIS, on the other hand, underestimates the cross section at the lowest $\Delta\phi$, both at lower and at higher Q^2 , indicating that in this approach effects beyond NLO are needed to match the data. Similar conclusions were obtained in photoproduction from measurements of the azimuthal correlations of a D meson and a jet not associated to the D meson [44] and of dijets in events with a D meson [45]. The measured cross sections are listed in table 8.

The jet which contains the D meson, D -jet (DJ)³, and the other jet (OJ) with the highest E_T^{jet} not containing the D meson are further investigated. The OJ allows a larger region in rapidity to be accessed, the more forward direction, compared to the DJ. In figure 5 the cross section is shown as a function of the pseudorapidity of the D -jet, the other jet, and of the difference in pseudorapidity of the two jets, $\Delta\eta = \eta_{DJ} - \eta_{OJ}$, all measured in the Breit frame. The pseudorapidity distributions are reasonably reproduced by both HVQDIS and CASCADE. While the region of small values of $\Delta\eta$ which might be expected to be particularly sensitive to low- x dynamics [46], is well described, small discrepancies are observed for forward going

³It is typically one of the two leading jets. However this is not required in which case the only constraint on the D -jet is due to the D meson kinematic cuts.

other jets and for large $j - j$. These are more clearly seen in the ratio R_{norm} ⁴ which has reduced theoretical uncertainty. The measured cross sections are listed in table 9.

To further improve the understanding of the charm production mechanism in DIS, the observables x^{obs} and x_g^{obs} are investigated. At LO they give the observed fraction of the photon momentum carried by the parton involved in the hard subprocess and the observed fraction of the proton momentum carried by the gluon, respectively. The determination of both quantities involves the partons emerging from the hard subprocess, which are approximated by the D^- -jet and the other jet.

The observable x^{obs} is defined as

$$x^{\text{obs}} = \frac{(E - p_z)_{D^-J} + (E - p_z)_{OJ}}{(E - p_z)_{\text{had}}}; \quad (7)$$

where E and p_z are measured in the p center-of-mass frame. In the numerator $(E - p_z)$ is summed over all particles belonging to the two jets and in the denominator $(E - p_z)_{\text{had}}$ is the sum over all hadronic final state objects. In figure 6 the single differential cross section for the production of dijets with a D^- meson is shown as a function of x^{obs} and double differentially in three bins of Q^2 . The distribution of x^{obs} peaks close to 1 as expected from direct processes, but has significant contributions at lower values. The HVQDIS predictions are in reasonable agreement with the measured cross section as a function of x^{obs} , and they describe the Q^2 dependence of x^{obs} , indicating that there is no need for an additional resolved photon contribution beyond what is already included at NLO. CASCADE also provides a reasonable description. The expectation by RAPGAP with direct and resolved contributions is similar to the HVQDIS prediction. For $Q^2 > 5 \text{ GeV}^2$ the data can be described by multiplying the RAPGAP direct contribution by a constant factor, independent of x^{obs} . However, for $Q^2 < 5 \text{ GeV}^2$ the data indicate that a constant factor would not be sufficient, and only the addition of a resolved photon component leads to a good description in LO models based on collinear factorisation.

The observable x_g^{obs} is defined as

$$x_g^{\text{obs}} = \frac{E_{T,D^-J} e^{D^-J} + E_{T,OJ} e^{OJ}}{2E_p}; \quad (8)$$

The single differential cross section for D^- meson and dijet production is displayed in figure 7 as a function of x_g^{obs} and double differentially in three regions of Q^2 . The ratio R_{norm} has reduced theoretical uncertainty and is also shown in figure 7. Both HVQDIS and CASCADE with the parameter settings and the parton density functions listed in table 1 describe the Q^2 dependence of x_g^{obs} . The sensitivity to recent parton density parametrisations has been investigated by comparing with the predictions of HVQDIS using the MRST2004F3NLO parametrisation and the parametrisations set-B [25] and J2003 set-1 for the unintegrated gluon density in CASCADE. The differences for the various PDFs are small compared to the large uncertainties of the data. In figure 7 the predictions for R_{norm} using for example MRST2004F3NLO and J2003 set-1 are compared to the default expectations using CTEQ5F3 and set-A0 with HVQDIS and CASCADE, respectively. The measured cross sections in bins of x_g^{obs} and x^{obs} are listed in tables 10 and 11.

⁴Here all bins are used for the normalisation in contrast to R_{norm} .

8 Summary

Measurements of the total and differential cross sections for inclusive D production in deep-inelastic $e p$ scattering are presented. In addition, cross sections are measured for dijets produced in events with a D meson. The general features of the data are described by the QCD predictions in the FFNS as implemented in HVQDIS and CASCADE, which are based on either collinear factorisation and DGLAP evolution or k_T -factorisation and CCFM evolution, respectively.

Overall, CASCADE matches the inclusive D data somewhat better in normalisation and shape, and in particular in the positive pseudorapidity region. Furthermore the prediction of a calculation in the ZM-VFNS, where the charm quark is treated as massless is confronted with the data. It is also found to yield a satisfactory description.

Cross sections for the production of D mesons with dijets in DIS are presented as a function of various event and jet kinematic variables. Both HVQDIS and CASCADE give reasonable descriptions of the differential cross sections with HVQDIS providing a slightly better match to the data. The discrepancy observed between both calculations and data for azimuthal differences of the two leading jets below 150° indicates that the k_T -distribution in the unintegrated gluon density in CASCADE is too broad, and that in the approach of HVQDIS effects beyond NLO are needed to match the data.

The x^{obs} dependence of the cross section is described within the experimental and theoretical uncertainties by HVQDIS, indicating that there is no need for an additional resolved photon contribution beyond what is already included at NLO. A reasonable description is obtained also by CASCADE. In addition, the x_g^{obs} distribution is in agreement with the QCD predictions. This confirms that the input gluon distributions to the models, obtained from fits to inclusive data, provide a good representation of the charm data.

Acknowledgments

We are grateful to the HERA machine group whose outstanding efforts have made this experiment possible. We thank the engineers and technicians for their work in constructing and maintaining the H1 detector, our funding agencies for financial support, the DESY technical staff for continual assistance and the DESY directorate for support and for the hospitality which they extend to the non DESY members of the collaboration.

References

- [1] C. Adloff *et al.* [H1 Collaboration], Phys. Lett. B **528** (2002) 199 [hep-ex/0108039].
- [2] S. Chekanov *et al.* [ZEUS Collaboration], Phys. Rev. D **69** (2004) 012004 [hep-ex/0308068].
- [3] J. Breitweg *et al.* [ZEUS Collaboration], Eur. Phys. J. C **12** (2000) 35 [hep-ex/9908012].

- [4] C. Adloff *et al.* [H1 Collaboration], Nucl. Phys. B **545** (1999) 21 [hep-ex/9812023].
- [5] C. Adloff *et al.* [H1 Collaboration], Z. Phys. C **72** (1996) 593 [hep-ex/9607012].
- [6] J. Breitweg *et al.* [ZEUS Collaboration], Phys. Lett. B **407** (1997) 402 [hep-ex/9706009].
- [7] A. Aktas *et al.* [H1 Collaboration], Eur. Phys. J. C **38** (2005) 447 [hep-ex/0408149].
- [8] C. Adloff *et al.* [H1 Collaboration], Phys. Lett. B **415** (1997) 418 [hep-ex/9709017];
J. Breitweg *et al.* [ZEUS Collaboration], Phys. Lett. B **479** (2000) 37 [hep-ex/0002010];
C. Adloff *et al.* [H1 Collaboration], Eur. Phys. J. C **13** (2000) 397 [hep-ex/9812024];
C. Adloff *et al.* [H1 Collaboration], Eur. Phys. J. C **37** (2004) 141 [hep-ex/0401010].
- [9] R. Brun *et al.*, GEANT3, Technical Report CERN-DD/EE/84-1, CERN, 1987.
- [10] H. Jung, Comput. Phys. Commun. **86** (1995) 147 (Version 3.01 is used).
- [11] G. Marchesini *et al.*, Comput. Phys. Commun. **67** (1992) 465 (Version 6.5 is used).
- [12] T. Sjöstrand *et al.*, FERMILAB-PUB-03-457, LU-TP-03-38 (2003) [hep-ph/0308153].
- [13] M.G. Bowler, Z. Phys. C **11** (1981) 169.
- [14] R. Seuster *et al.* [BELLE Collaboration], Phys. Rev. D **73** (2006) 032002 [hep-ex/0506068].
- [15] P. Abreu *et al.* [DELPHI Collaboration], Eur. Phys. J. C **12** (2000) 209.
- [16] A. Kwiatkowski, H. Spiesberger and H. J. Mohring, Z. Phys. C **50** (1991) 165.
- [17] E. Laenen *et al.*, Phys. Lett. B **291** (1992) 325.
- [18] E. Laenen *et al.*, Nucl. Phys. B **392** (1993) 162; E. Laenen *et al.*, Nucl. Phys. B **392** (1993) 229; S. Riemersma, J. Smith and W.L. van Neerven, Phys. Lett. B **347** (1995) 143 [hep-ph/9411431].
- [19] B.W. Harris and J. Smith, Nucl. Phys. B **452** (1995) 109 [hep-ph/9503484]; B.W. Harris and J. Smith, Phys. Lett. B **353** (1995) 535 [Erratum-ibid. B **359** (1995) 423] [hep-ph/9502312].
- [20] V.N. Gribov and L.N. Lipatov, Yad. Fiz. **15** (1972) 781 [Sov. J. Nucl. Phys. **15** (1972) 438]; V.N. Gribov and L.N. Lipatov, Yad. Fiz. **15** (1972) 1218 [Sov. J. Nucl. Phys. **15** (1972) 675]; L.N. Lipatov, Yad. Fiz. **20** (1975) 181 [Sov. J. Nucl. Phys. **20** (1975) 94]; G. Altarelli and G. Parisi, Nucl. Phys. B **126** (1977) 298; Y.L. Dokshitzer, Zh. Eksp. Teor. Fiz. **73** (1977) 1216 [Sov. Phys. JETP **46** (1977) 641].
- [21] M. Ciafaloni, Nucl. Phys. B **296** (1988) 49; S. Catani, F. Fiorani and G. Marchesini, Phys. Lett. B **234** (1990) 339; S. Catani, F. Fiorani and G. Marchesini, Nucl. Phys. B **336** (1990) 18; G. Marchesini, Nucl. Phys. B **445** (1995) 49 [hep-ph/9412327].

- [22] A. Aktas *et al.* [H1 Collaboration], Eur. Phys. J. C **45** (2006) 23 [hep-ex/0507081];
A. Aktas *et al.* [H1 Collaboration], Eur. Phys. J. C **41** (2005) 453 [hep-ex/0502010];
S. Chekanov *et al.* [ZEUS Collaboration], Phys. Lett. B **599** (2004) 173 [hep-ex/0405069];
A. Aktas *et al.* [H1 Collaboration], Eur. Phys. J. C **140** (2005) 349 [hep-ex/0411046].
- [23] J. Pumplin *et al.*, JHEP **0207** (2002) 012 [hep-ph/0201195]; D. Stump *et al.*, JHEP **0310**
(2003) 046 [hep-ph/0303013].
- [24] G.A. Schuler and T. Sjöstrand, Phys. Lett. B **376** (1996) 193.
- [25] H. Jung, *Procs. of the XII International Workshop on Deep Inelastic Scattering (DIS 2004)*, Štrbské Pleso, Slovakia, April 14-18, 2004, Eds. D. Bruncko, J. Ferencei and P. Stríženec, IEP SAS, Kosiče, Vol. I, p.299 [hep-ph/0411287].
- [26] Z. Rúriková, Ph.D. thesis, Universität Hamburg (2006) [MPP-2006-10].
- [27] C. Grab, *Procs. of the XXXI International Conference on High Energy Physics (ICHEP 2002)*, Amsterdam, The Netherlands, July 24-31, 2002, p.325.
- [28] H.L. Lai *et al.*, Eur. Phys. J. C **12** (2000) 375.
- [29] B.W. Harris and J. Smith, Phys. Rev. D **57** (1998) 2806 [hep-ph/9706334].
- [30] B.A. Kniehl *et al.*, Phys. Rev. Lett. **96** (2006) 012001 [hep-ph/0508129].
- [31] V.G. Kartvelishvili, A.K. Likhoded and V.A. Petrov, Phys. Lett. B **78** (1978) 615.
- [32] C. Peterson *et al.*, Phys. Rev. D **27** (1983) 105.
- [33] H. Jung, Comput. Phys. Commun. **143** (2002) 100 [hep-ph/0109102] (Version 1.2 is used).
- [34] S. Aid *et al.* [H1 Collaboration], Nucl. Phys. B **470** (1996) 3 [hep-ex/9603004];
C. Adloff *et al.* [H1 Collaboration], Eur. Phys. J. C **21** (2001) 33 [hep-ex/0012053].
- [35] M. Derrick *et al.* [ZEUS Collaboration], Z. Phys. J. C **72** (1996) 399 [hep-ex/9607002];
S. Chekanov *et al.* [ZEUS Collaboration], Eur. Phys. J. C **21** (2001) 443 [hep-ex/0105090].
- [36] B.A. Kniehl, G. Kramer and M. Maniatis, Nucl. Phys. B **711** (2005) 345; Erratum **720**
(2005) 345 [hep-ph/0109102]; I. Schienbein, *Procs. of Ringberg Workshop “New Trends in HERA Physics 2005”*, Eds. G. Grindhammer *et al.*, Ringberg Castle, Tegernsee, Germany, 2-7 Oct 2005, World Scientific Publishing, Singapore 2006, [hep-ph/0601235].
- [37] I. Abt *et al.* [H1 Collaboration], Nucl. Instrum. Meth. A **386** (1997) 310; I. Abt *et al.* [H1
Collaboration], Nucl. Instrum. Meth. A **386** (1997) 348.
- [38] R.D. Appuhn *et al.* [H1 SPACAL Group Collaboration], Nucl. Instrum. Meth. A **386**
(1997) 397.
- [39] S. Schmidt, Ph.D. thesis, Technische Universität München (2004) [MPP-2004-140].
- [40] S. Catani *et al.*, Nucl. Phys. B **406** (1993) 187; S.D. Ellis and D.E. Soper, Phys. Rev. D **48**
(1993) 3160.

- [41] S. Eidelman *et al.* [Particle Data Group], Phys. Lett. B **592** (2004) 1.
- [42] A.D. Martin, W.J. Stirling and R.S. Thorne, Phys. Lett. B **636** (2006) 259 [hep-ph/0603143]; A.D. Martin *et al.*, Eur. Phys. J. C **39** (2005) 155 [hep-ph/0411040].
- [43] M. Hansson and H. Jung, *Procs. of the XI International Workshop on Deep Inelastic Scattering (DIS 2003)*, St. Petersburg, Russia, April 2003, Eds. V.T. Kim and L.N. Lipatov, p.488 [hep-ph/0309009].
- [44] A. Aktas *et al.* [H1 Collaboration], submitted to Eur. Phys. J. C.
- [45] S. Chekanov *et al.* [ZEUS Collaboration], Nucl. Phys. B **729** (2005) 492 [hep-ex/0507089].
- [46] A.J. Askew *et al.*, Phys. Lett. B **38** (1994) 92 [hep-ph/9407337].

Q^2 [GeV ²]	$d_{\text{vis}}(e^+p \rightarrow e^+D^+X)/dQ^2$ [nb GeV ⁻²]
[2; 4.22]	0.92 0.05 ^{+0.07} _{-0.08}
[4.22; 10]	0.358 0.017 ^{+0.026} _{-0.029}
[10; 17.8]	0.142 0.009 ^{+0.012} _{-0.012}
[17.8; 31.7]	0.065 0.004 ^{+0.005} _{-0.006}
[31.7; 100]	0.0124 0.0009 ^{+0.0014} _{-0.0011}
x	$d_{\text{vis}}(e^+p \rightarrow e^+D^+X)/dx$ [nb]
2.8 10 ⁻⁵ ; 0.0002	11940 587 ⁺¹⁰⁷⁹ ₋₁₁₄₂
[0.0002; 0.0005]	6311 311 ⁺⁴⁶⁶ ₋₄₉₁
[0.0005; 0.0013]	2176 106 ⁺¹⁷⁰ ₋₁₆₇
[0.0013; 0.0032]	498 33 ⁺³⁶ ₋₅₄
[0.0032; 0.02]	18.4 2.3 ^{+1.6} _{-2.4}
W [GeV]	$d_{\text{vis}}(e^+p \rightarrow e^+D^+X)/dW$ [nb GeV ⁻¹]
[70; 110]	0.043 0.002 ^{+0.004} _{-0.006}
[110; 150]	0.048 0.002 ^{+0.004} _{-0.004}
[150; 190]	0.041 0.002 ^{+0.003} _{-0.004}
[190; 230]	0.0291 0.0018 ^{+0.0033} _{-0.0023}
[230; 270]	0.0153 0.0015 ^{+0.0024} _{-0.0028}
p_T [GeV]	$d_{\text{vis}}(e^+p \rightarrow e^+D^+X)/dp_T$ [nb GeV ⁻¹]
[1.5; 2]	3.3 0.3 ^{+0.5} _{-0.3}
[2; 2.5]	3.16 0.20 ^{+0.23} _{-0.31}
[2.5; 3.5]	1.92 0.08 ^{+0.13} _{-0.17}
[3.5; 5]	0.79 0.04 ^{+0.06} _{-0.07}
[5; 10]	0.104 0.007 ^{+0.010} _{-0.009}
	$d_{\text{vis}}(e^+p \rightarrow e^+D^+X)/d$ [nb]
[1.5; 1]	2.15 0.14 ^{+0.20} _{-0.21}
[1; 0.5]	2.43 0.13 ^{+0.17} _{-0.20}
[0.5; 0]	2.48 0.14 ^{+0.17} _{-0.19}
[0; 0.5]	2.56 0.15 ^{+0.21} _{-0.26}
[0.5; 1]	2.49 0.15 ^{+0.28} _{-0.23}
[1; 1.5]	1.86 0.16 ^{+0.18} _{-0.23}

Table 4: Differential cross sections for inclusive D^+ meson production in bins of Q^2 , x , W , p_T and d . The first error is statistical and the second is systematic.

z	$d_{\text{vis}}(e^+ p \rightarrow e^+ D^+ X) = dz \text{ [nb]}$
$[0; 0.1]$	$5.9 \quad 0.8^{+1.2}_{-0.8}$
$[0.1; 0.2]$	$12.2 \quad 0.8^{+1.4}_{-1.3}$
$[0.2; 0.3]$	$11.9 \quad 0.7^{+1.4}_{-1.3}$
$[0.3; 0.4]$	$9.4 \quad 0.6^{+0.9}_{-1.0}$
$[0.4; 0.5]$	$11.1 \quad 0.6^{+0.8}_{-1.0}$
$[0.5; 0.7]$	$8.0 \quad 0.4^{+0.8}_{-1.5}$
$[0.7; 1]$	$1.35 \quad 0.11^{+0.41}_{-0.52}$

Table 5: Differential cross sections for inclusive D^+ meson production in bins of z . The first error is statistical and the second is systematic.

$Q^2 \text{ [GeV}^2\text{]}$	x	$d_{\text{vis}}(e^+ p \rightarrow e^+ D^+ X) = dQ^2 dx \text{ [nb GeV}^{-2}\text{]}$
$[2; 4.22]$	$2.51 \quad 10^{-5}; 5.01 \quad 10^{-5}$	$2315 \quad 525^{+368}_{-556}$
	$5.01 \quad 10^{-5}; 0.0001$	$5432 \quad 495^{+422}_{-635}$
	$[0.0001; 0.000158]$	$4160 \quad 359^{+320}_{-365}$
	$[0.000158; 0.000251]$	$2154 \quad 199^{+204}_{-355}$
	$[0.000251; 0.000501]$	$741 \quad 85^{+99}_{-72}$
$[4.22; 10]$	$[0.0001; 0.000158]$	$899 \quad 116^{+141}_{-131}$
	$[0.000158; 0.000251]$	$757 \quad 80^{+81}_{-76}$
	$[0.000251; 0.000501]$	$413 \quad 33^{+31}_{-42}$
	$[0.000501; 0.001]$	$162 \quad 15^{+15}_{-15}$
$[10; 17.8]$	$[0.000251; 0.000501]$	$206 \quad 20^{+19}_{-18}$
	$[0.000501; 0.001]$	$77 \quad 9^{+7}_{-9}$
	$[0.001; 0.01]$	$4.9 \quad 0.5^{+0.5}_{-0.7}$
$[17.8; 31.6]$	$[0.000251; 0.000501]$	$34 \quad 7^{+3}_{-4}$
	$[0.000501; 0.001]$	$46 \quad 4^{+7}_{-6}$
	$[0.001; 0.01]$	$3.5 \quad 0.4^{+0.3}_{-0.4}$
$[31.6; 100]$	$[0.001; 0.00251]$	$4.1 \quad 0.4^{+0.8}_{-0.4}$
	$[0.00251; 0.01]$	$0.59 \quad 0.07^{+0.05}_{-0.08}$

Table 6: Double differential cross sections for inclusive D^+ meson production in bins of Q^2 and x . The first error is statistical and the second is systematic.

Q^2 [GeV ²]	$d_{\text{vis}}(e^+ p \rightarrow e^+ D^+ X) = dQ^2$ [nb GeV ⁻²]
[2; 4.22]	0.54 0.03 ^{+0.04} _{-0.05}
[4.22; 10]	0.181 0.010 ^{+0.021} _{-0.019}
[10; 17.8]	0.069 0.005 ^{+0.005} _{-0.008}
[17.8; 31.7]	0.031 0.003 ^{+0.003} _{-0.004}
[31.7; 100]	0.0058 0.0005 ^{+0.0010} _{-0.0009}
x	$d_{\text{vis}}(e^+ p \rightarrow e^+ D^+ X) = dx$ [nb]
2.8 10 ⁻³ ; 0.0002	7916 407 ⁺⁶⁰⁶ ₋₇₉₁
[0.0002; 0.0005]	3340 186 ⁺²⁵⁰ ₋₃₁₆
[0.0005; 0.0013]	974 60 ⁺¹⁰⁷ ₋₁₀₄
[0.0013; 0.0032]	205 18 ⁺²⁶ ₋₄₃
[0.0032; 0.02]	7.1 1.1 ^{+0.5} _{-1.9}
p_T [GeV]	$d_{\text{vis}}(e^+ p \rightarrow e^+ D^+ X) = dp_T$ [nb GeV ⁻¹]
[1.5; 2]	0.64 0.11 ^{+0.21} _{-0.05}
[2; 2.5]	1.47 0.12 ^{+0.11} _{-0.18}
[2.5; 3.5]	1.20 0.06 ^{+0.09} _{-0.14}
[3.5; 5]	0.65 0.03 ^{+0.05} _{-0.07}
[5; 10]	0.093 0.007 ^{+0.009} _{-0.009}
	$d_{\text{vis}}(e^+ p \rightarrow e^+ D^+ X) = d$ [nb]
[1.5; 1]	0.92 0.08 ^{+0.06} _{-0.13}
[1; 0.5]	1.18 0.08 ^{+0.08} _{-0.11}
[0.5; 0]	1.27 0.09 ^{+0.09} _{-0.14}
[0; 0.5]	1.40 0.09 ^{+0.11} _{-0.16}
[0.5; 1]	1.42 0.09 ^{+0.21} _{-0.21}
[1; 1.5]	1.03 0.10 ^{+0.10} _{-0.15}

Table 7: Differential cross sections for inclusive D^+ meson production for $p_T > 2.0$ GeV in bins of Q^2 , x , p_T and d . The first error is statistical and the second is systematic.

Q^2 [GeV ²]	$d_{\text{vis}}(e^+ p \rightarrow e^+ D_{jjX})=dQ^2$ [nb GeV ⁻²]	
[2; 422]	0.197 0.021 ^{+0.027} _{0.016}	
[422; 10]	0.059 0.007 ^{+0.012} _{0.008}	
[10; 178]	0.028 0.004 ^{+0.004} _{0.004}	
[178; 317]	0.0154 0.0022 ^{+0.0014} _{0.0029}	
[317; 100]	0.0033 0.0005 ^{+0.0008} _{0.0008}	
x	$d_{\text{vis}}(e^+ p \rightarrow e^+ D_{jjX})=dx$ [nb]	
2.8 10 ⁻⁵ ; 0.0002	2688 288 ⁺³⁴⁵ ₂₅₃	
[0.0002; 0.0005]	1255 140 ⁺¹¹² ₁₁₄	
[0.0005; 0.0013]	438 49 ⁺⁶¹ ₇₁	
[0.0013; 0.02]	13.0 1.9 ^{+1.5} _{2.7}	
E_T^{max} [GeV]	$d_{\text{vis}}(e^+ p \rightarrow e^+ D_{jjX})=dE_T^{\text{max}}$ [nb GeV ⁻¹]	
[4; 65]	0.32 0.02 ^{+0.02} _{0.03}	
[65; 10]	0.138 0.014 ^{+0.035} _{0.013}	
[10; 20]	0.018 0.004 ^{+0.010} _{0.005}	
M_{jj} [GeV]	$d_{\text{vis}}(e^+ p \rightarrow e^+ D_{jjX})=dM_{jj}$ [nb GeV ⁻¹]	
[0; 11]	0.058 0.005 ^{+0.005} _{0.004}	
[11; 17]	0.089 0.008 ^{+0.019} _{0.011}	
[17; 25]	0.026 0.005 ^{+0.002} _{0.004}	
[25; 50]	0.0023 0.0012 ^{+0.0018} _{0.0008}	
Q^2 [GeV ²]	[]	$d_{\text{vis}}(e^+ p \rightarrow e^+ D_{jjX})=dQ^2$ [nb GeV ⁻²]
[2; 10]	[573; 152]	0.020 0.003 ^{+0.003} _{0.002}
	[152; 166]	0.122 0.017 ^{+0.011} _{0.027}
	[166; 180]	0.142 0.019 ^{+0.037} _{0.012}
[10; 100]	[573; 132]	0.00079 0.00016 ^{+0.00008} _{0.00021}
	[132; 166]	0.0054 0.0007 ^{+0.0025} _{0.0007}
	[166; 180]	0.0124 0.0018 ^{+0.0010} _{0.0015}

Table 8: Differential cross sections for the production of D_{jjX} mesons with dijets in bins of Q^2 , x , E_T^{max} , M_{jj} and double differentially in bins of x and Q^2 . The first error is statistical and the second is systematic.

D_J	$d_{\text{vis}}(e^+ p \rightarrow e^+ D + \text{jet}) = d_{D_J} [\text{nb}]$
[2; 0.9]	0.066 0.010 ^{+0.007} _{0.007}
[0.9; 1.5]	0.66 0.06 ^{+0.11} _{0.07}
[1.5; 2]	0.62 0.07 ^{+0.07} _{0.10}
[2; 3]	0.45 0.05 ^{+0.11} _{0.07}
[3; 5]	0.058 0.014 ^{+0.018} _{0.015}

O_J	$d_{\text{vis}}(e^+ p \rightarrow e^+ D + \text{jet}) = d_{O_J} [\text{nb}]$
[2; 0.9]	0.048 0.010 ^{+0.009} _{0.005}
[0.9; 1.5]	0.43 0.06 ^{+0.04} _{0.06}
[1.5; 2]	0.65 0.08 ^{+0.09} _{0.07}
[2; 3]	0.48 0.05 ^{+0.13} _{0.05}
[3; 5]	0.117 0.019 ^{+0.010} _{0.021}

$j_1 j_2$	$d_{\text{vis}}(e^+ p \rightarrow e^+ D + \text{jet}) = d_{j_1 j_2} [\text{nb}]$
[0; 0.3]	0.90 0.12 ^{+0.32} _{0.10}
[0.3; 0.8]	0.82 0.09 ^{+0.06} _{0.07}
[0.8; 1.4]	0.64 0.07 ^{+0.14} _{0.09}
[1.4; 2]	0.36 0.05 ^{+0.03} _{0.04}
[2; 4]	0.070 0.014 ^{+0.024} _{0.006}

Table 9: Differential cross sections for the production of D -jet and other jet in bins of D_J , O_J and $j_1 j_2$. The first error is statistical and the second is systematic.

x^{obs}	$d_{\text{vis}}(e^+ p \rightarrow e^+ D + \text{jet}) = dx^{\text{obs}} [\text{nb}]$
[0.2; 0.45]	0.59 0.14 ^{+0.39} _{0.15}
[0.45; 0.7]	0.94 0.16 ^{+0.13} _{0.09}
[0.7; 1]	3.5 0.2 ^{+0.4} _{0.3}

$Q^2 [\text{GeV}^2]$	x^{obs}	$d_{\text{vis}}(e^+ p \rightarrow e^+ D + \text{jet}) = dx^{\text{obs}} dQ^2 [\text{nb GeV}^{-2}]$
[2; 5]	[0.2; 0.7]	0.112 0.022 ^{+0.036} _{0.013}
	[0.7; 1]	0.35 0.04 ^{+0.05} _{0.04}
[5; 10]	[0.2; 0.7]	0.015 0.009 ^{+0.014} _{0.006}
	[0.7; 1]	0.146 0.019 ^{+0.039} _{0.015}
[10; 100]	[0.2; 0.7]	0.0034 0.0007 ^{+0.0017} _{0.0005}
	[0.7; 1]	0.0184 0.0017 ^{+0.0014} _{0.0020}

Table 10: Differential cross sections for the production of D -jet and other jet in bins of x^{obs} and double differentially in three ranges of Q^2 . The first error is statistical and the second is systematic.

$\log_{10} x_g^{\text{obs}}$		$d_{\text{vis}}(e^+ p \rightarrow e^+ D_{\text{jet}} X) = dx_g^{\text{obs}} [nb]$	
[3:3; 2:4]		38	7^{+4}_{-4}
] 2:4; 2:1]		108	10^{+9}_{-10}
] 2:1; 1:8]		61	5^{+7}_{-6}
] 1:8; 0:9]		3.6	$0.5^{+1.8}_{-0.7}$
$Q^2 [GeV^2]$	$\log_{10} x_g^{\text{obs}}$	$d_{\text{vis}}(e^+ p \rightarrow e^+ D_{\text{jet}} X) = dx_g^{\text{obs}} dQ^2 [nb GeV^{-2}]$	
[2; 5]	[3:3; 2:4]	5.2	$1.4^{+1.9}_{-0.4}$
] 2:4; 2:1]	12.0	$2.0^{+1.2}_{-1.3}$
] 2:1; 1:8]	5.8	$1.1^{+0.8}_{-0.8}$
] 1:8; 0:9]	0.36	$0.10^{+0.27}_{-0.05}$
]5; 10]	[3:3; 2:4]	1.14	$0.55^{+0.28}_{-0.15}$
] 2:4; 2:1]	5.0	$1.0^{+1.2}_{-1.0}$
] 2:1; 1:8]	2.4	$0.5^{+0.5}_{-0.3}$
] 1:8; 0:9]	0.178	$0.050^{+0.016}_{-0.064}$
]10; 100]	[3:3; 2:4]	0.192	$0.055^{+0.018}_{-0.023}$
] 2:4; 2:1]	0.49	$0.07^{+0.04}_{-0.04}$
] 2:1; 1:8]	0.34	$0.04^{+0.06}_{-0.04}$
] 1:8; 0:9]	0.018	$0.004^{+0.005}_{-0.004}$

Table 11: Differential cross sections for the production of D_{jet} and other jet in bins of x_g^{obs} and double differentially in three ranges of Q^2 . The first error is statistical and the second is systematic.

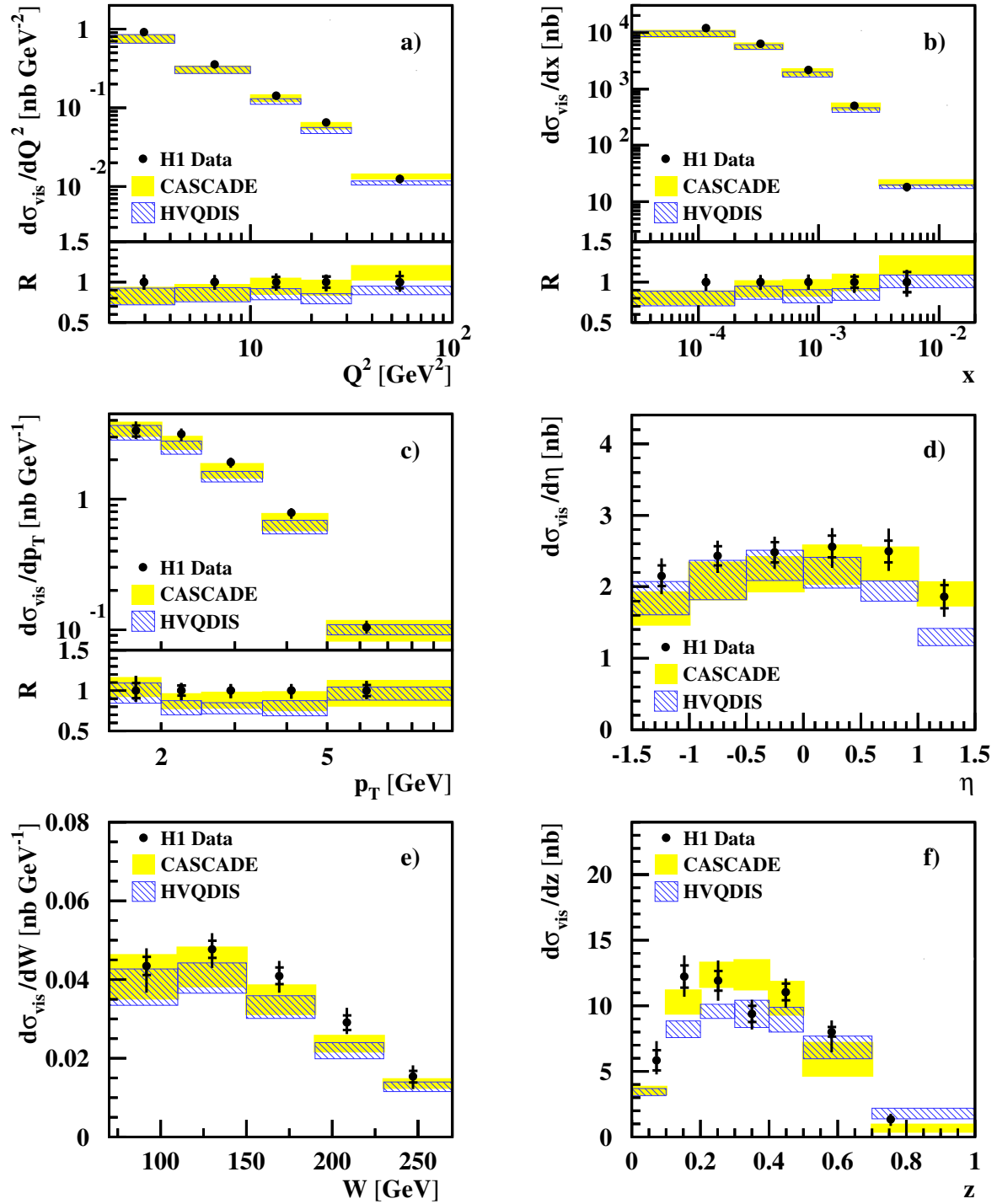


Figure 1: Differential cross sections for inclusive D meson production as a function of Q^2 , x , W , p_T , and z . The inner error bars indicate the statistical errors, and the outer error bars show the statistical and systematic uncertainties added in quadrature. The bands for the expectations of HVQDIS and CASCADE are obtained using the parameter variations as described in section 2. Figures a), b) and c) also present the ratio $R = \text{theory}/\text{data}$ for the predictions as bands, by taking into account their theoretical uncertainties. The inner error bars of the data points at $R = 1$ display the relative statistical errors, and the outer error bars show the relative statistical and systematic uncertainties added in quadrature.

H1 $ep \rightarrow eD X$

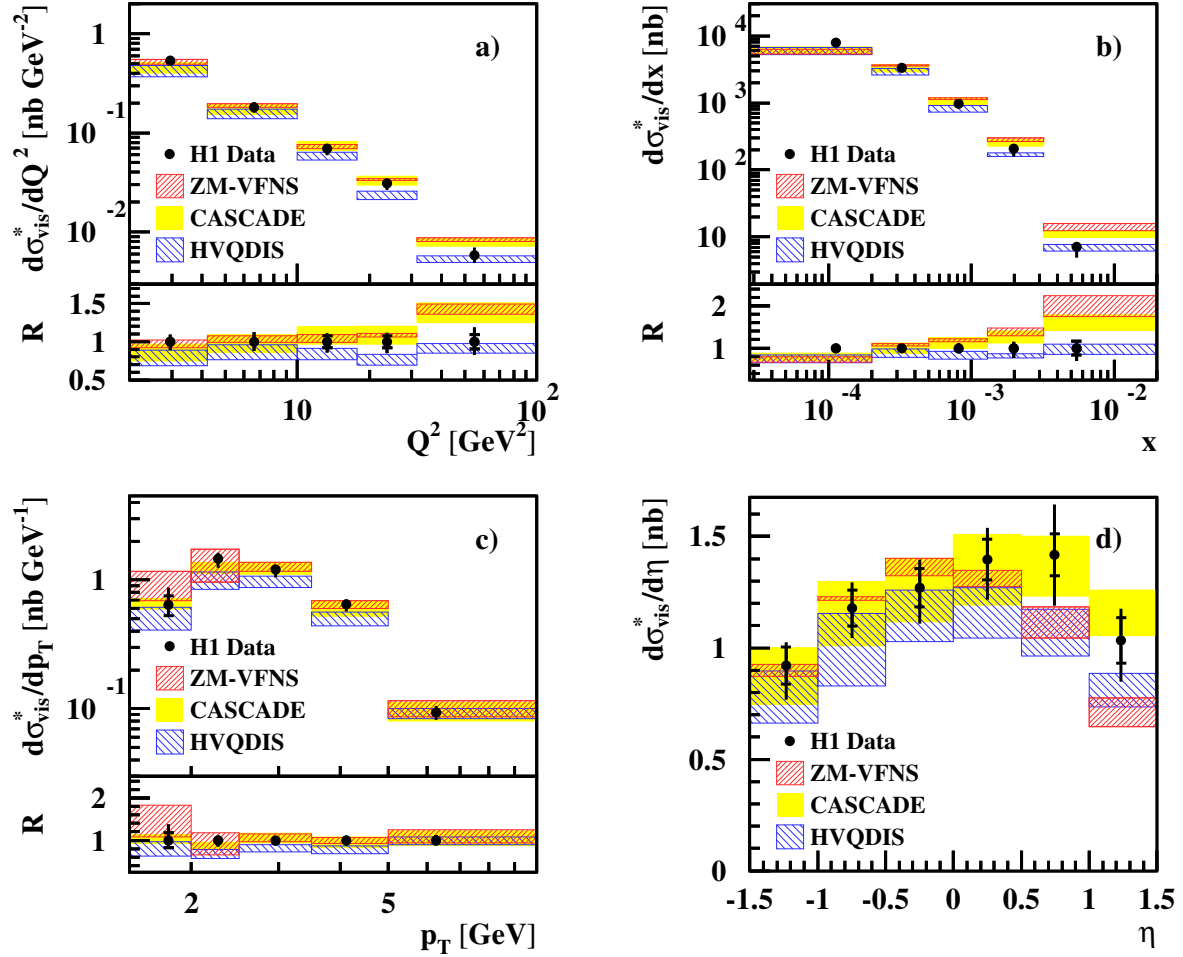


Figure 2: Differential cross sections for inclusive D meson production with, compared to figure 1, the additional requirement $p_T > 2.0$ GeV for the D meson in the p center-of-mass frame as a function of Q^2 , x , p_T and η . The inner error bars indicate the statistical errors, and the outer error bars show the statistical and systematic uncertainties added in quadrature. The bands for the expectations of ZM-VFNS, a “massless” QCD calculation [30,36] and of HVQDIS and CASCADE are obtained using the parameter variations as described in section 2. The ratio R is described in the caption of figure 1.

H1 $ep \rightarrow eD_{\text{vis}} j\bar{j}$

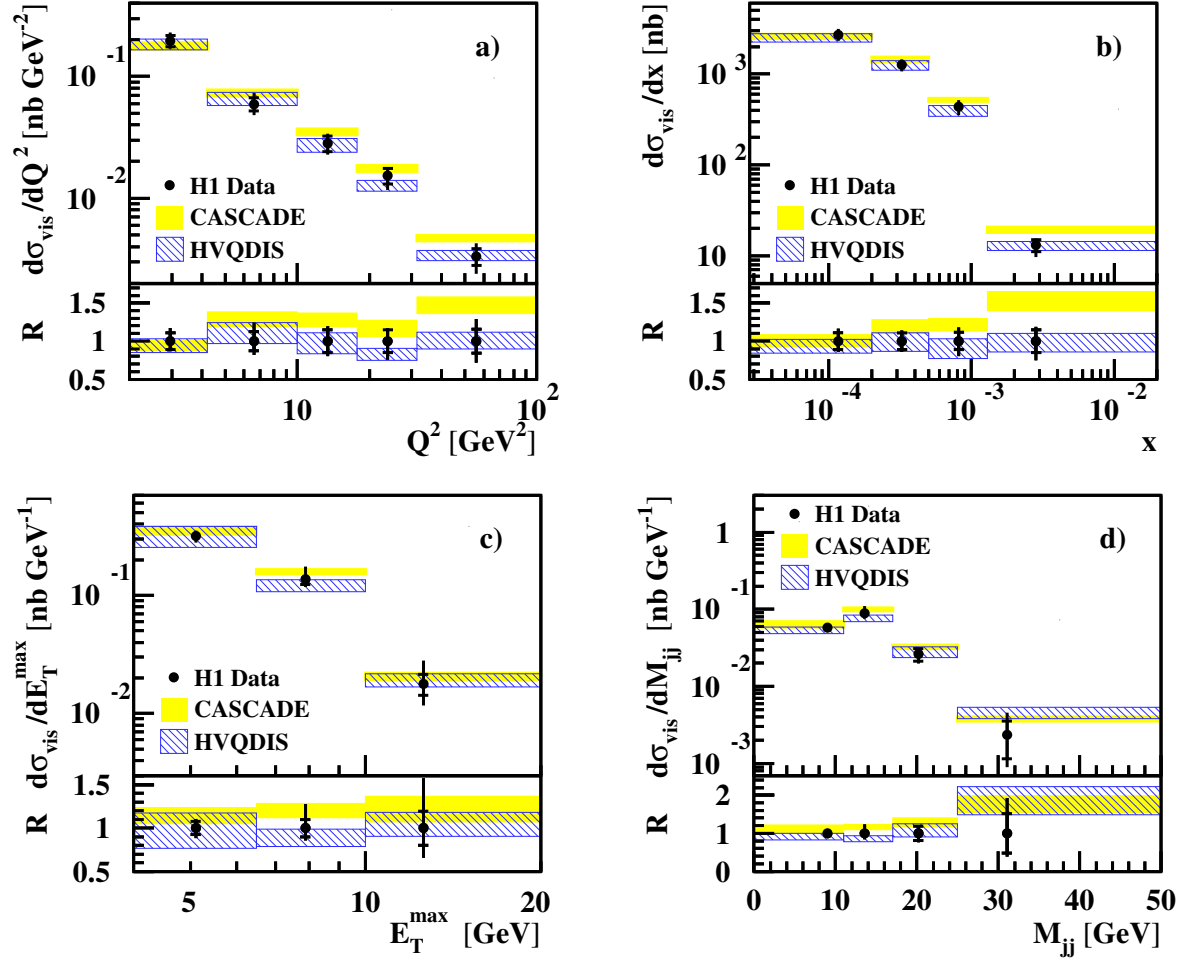


Figure 3: Differential cross sections for the production of D mesons with dijets as a function of Q^2 , x , E_T^{\max} in the Breit frame and M_{jj} . The inner error bars indicate the statistical errors, and the outer error bars show the statistical and systematic uncertainties added in quadrature. The bands for the expectations of HVQDIS and CASCADE are obtained using the parameter variations as described in section 2. The ratio R is described in the caption of figure 1.

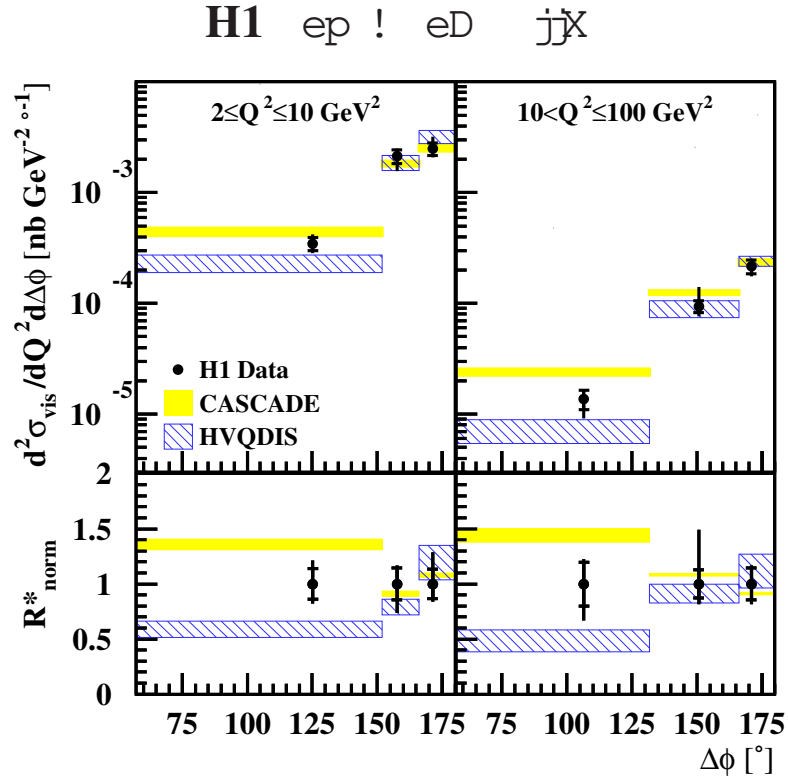


Figure 4: Double differential cross sections for the production of D mesons with dijets as a function of $\Delta\phi$ in the Breit frame for two regions in Q^2 . The inner error bars indicate the statistical errors, and the outer error bars show the statistical and systematic uncertainties added in quadrature. The bands for the expectations of HVQDIS and CASCADE are obtained using the parameter variations as described in section 2. Also shown is the ratio R_{norm}^* , for which the cross section in the last two bins is used for normalisation (for details see section 7).

H1 $ep \rightarrow eD \bar{j}X$

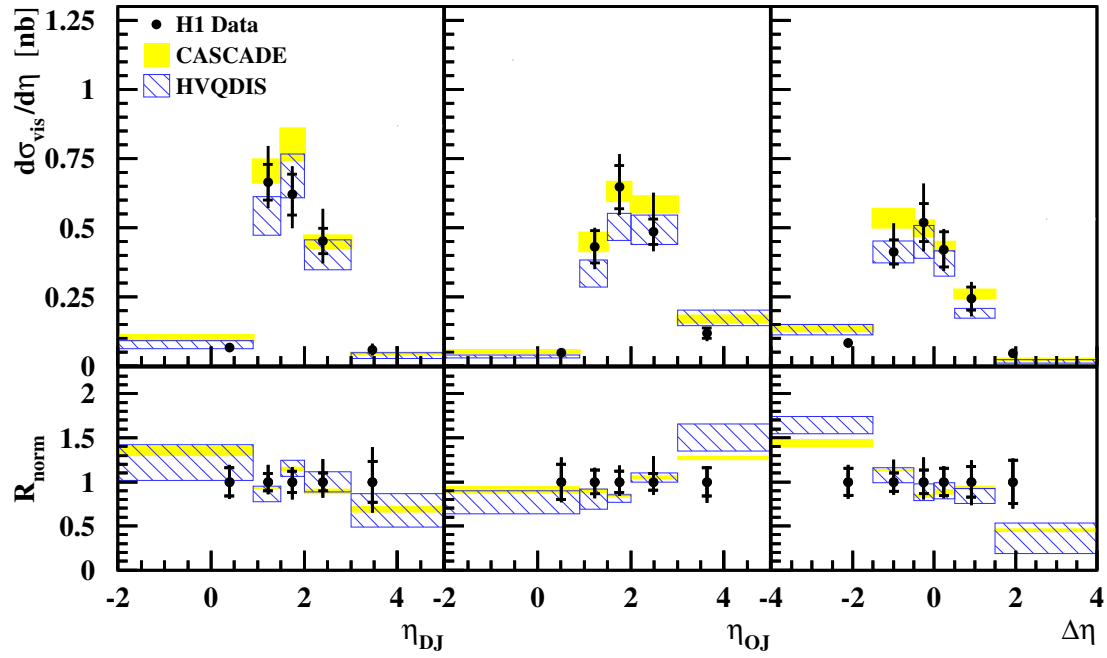


Figure 5: Differential cross sections for the production of D -jet and other jet as a function of the pseudorapidity of the D -jet and the other jet (OJ) and of the difference in pseudorapidity $\Delta\eta = \eta_{DJ} - \eta_{OJ}$ of the two jets. The inner error bars indicate the statistical errors, and the outer error bars show the statistical and systematic uncertainties added in quadrature. The bands for the expectations of HVQDIS and CASCADE are obtained using the parameter variations as described in section 2. In addition, the ratio R_{norm} is shown (for details see section 7).

H1 ep ! eD jX

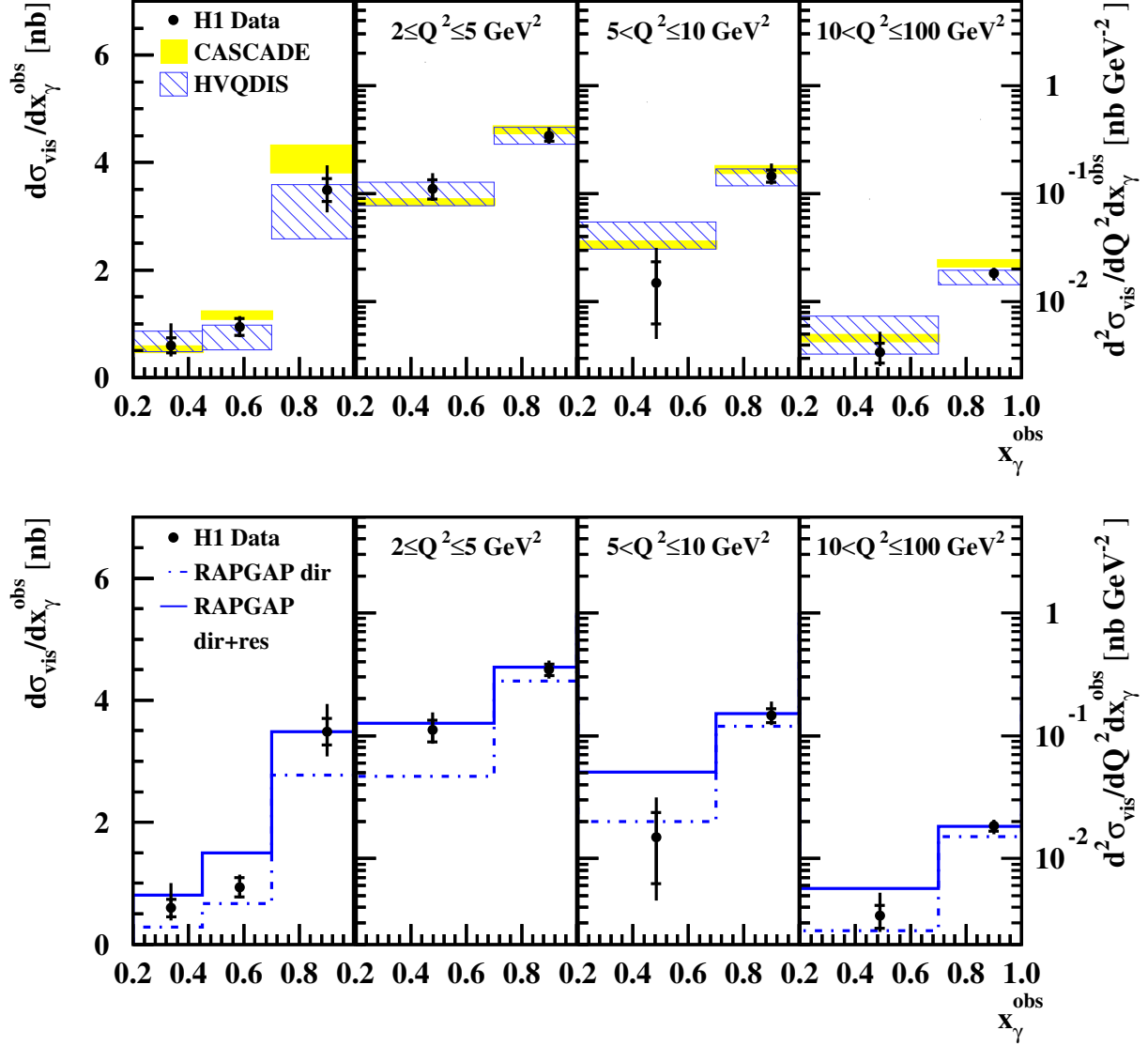


Figure 6: Differential cross sections for the production of D-jet and other jet as a function of x and double differentially in three Q^2 regions. The inner error bars indicate the statistical errors, and the outer error bars show the statistical and systematic uncertainties added in quadrature. The bands for the expectations of HVQDIS and CASCADE are obtained using the parameter variations as described in section 2. For x_γ^{obs} the uncertainty of the hadronization correction is the dominant contribution to the total theoretical uncertainty. In the lower plot, the RAPGAP prediction, indicating the direct and the sum of direct and resolved contributions, is shown.

H1 $ep \rightarrow eD + \text{jets}$

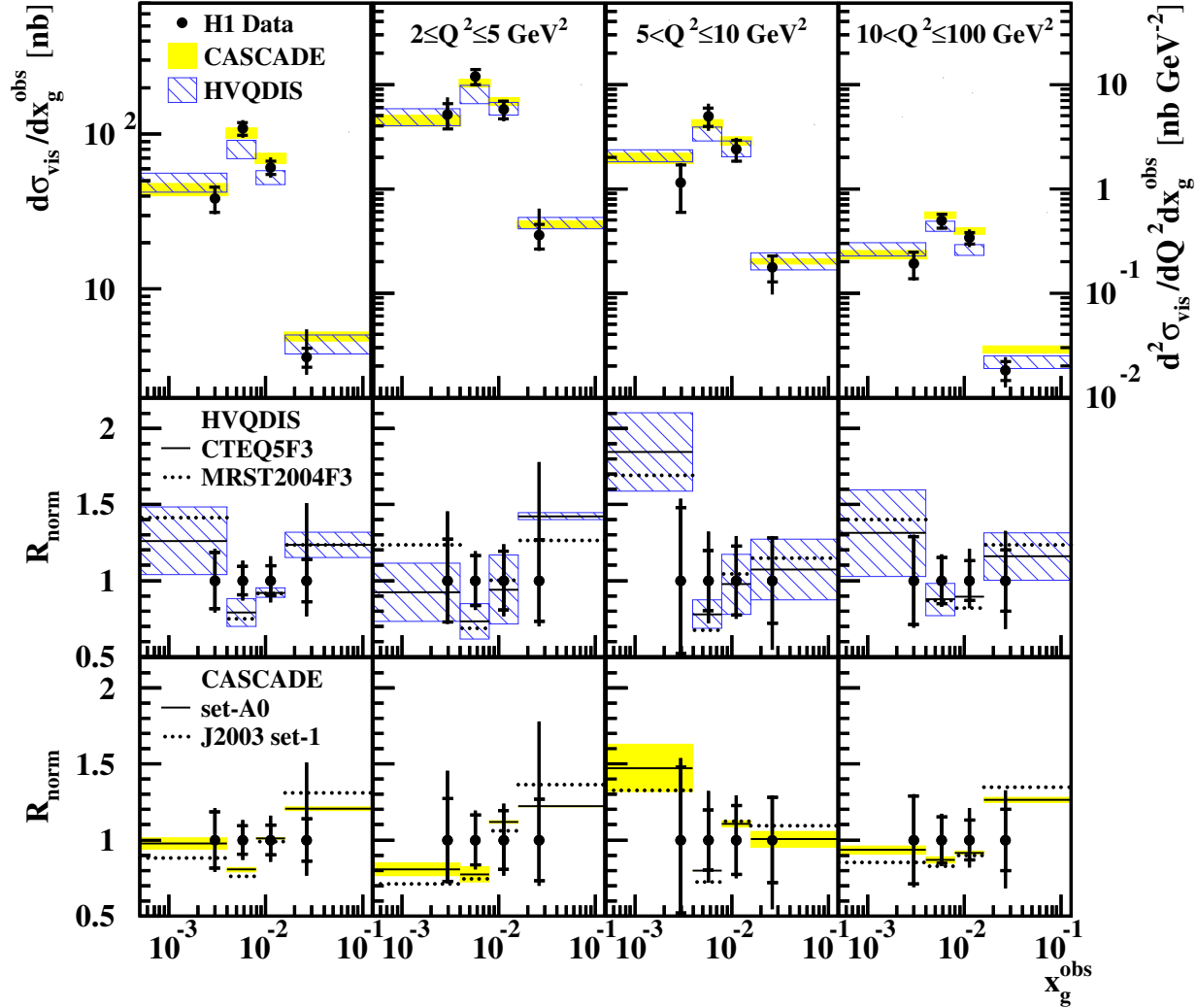


Figure 7: Differential cross sections for the production of D -jet and other jet as a function of x_g^{obs} and double differentially in three Q^2 regions. The inner error bars indicate the statistical errors, and the outer error bars show the statistical and systematic uncertainties added in quadrature. The bands for the expectations of HVQDIS and CASCADE are obtained using the parameter variations as described in section 2. The ratio R_{norm} is also shown, separately for HVQDIS and CASCADE. For the HVQDIS (CASCADE) band the CTEQ5F3 (set-A0) PDF is used, the central predictions being given by the full line. The central values using the PDF MRST2004F3NLO (J2003 set-1) are indicated as dotted line.