

# LATERAL DISTRIBUTION FOR ALIGNED EVENTS IN MUON GROUPS DEEP UNDERGROUND<sup>1</sup>

A.L. Tsymbuk<sup>2</sup>, R.A. Mukhammedshin and Yu.V. Stenkin

Institute for Nuclear research of Russian Academy of Sciences  
60th October anniversary prospect, 7a, Moscow 117312, Russia

## Abstract

The paper concerns the so-called aligned events observed in cosmic rays. The phenomenon of the alignment of the most energetic subcores of gamma-ray (hadron) families (particles of the highest energies in the central EAS core) was firstly found in the "Pamir" emulsion chamber experiment and related to a coplanar particle production at  $E_0 > 10^{16}$  eV. Here a separation distribution (distances between pairs of muons) for aligned events has been analyzed throughout muon groups measured by Baksan Underground Scintillation Telescope (BUST) for threshold energies 0.85–3.2 TeV during a period of 7.7 years. Only muon groups of multiplicity  $m \leq 4$  with inclined trajectories for an interval of zenith angles  $50^\circ$ – $60^\circ$  were selected for the analysis. The analysis has revealed that the distribution complies with the exponential law. Meanwhile the distributions become steeper with the increase of threshold energy. There has been no difference between the lateral distribution of all the groups and the distribution of the aligned groups.

## 1 INTRODUCTION

The most essential problem of cosmic ray physics is the study of the energy spectrum of primary cosmic radiation (PCR), their chemical composition and interactions of PCR particles with atmospheric nuclei at superhigh energies, inaccessible for modern accelerators. Muon groups in underground experiments, being one of the components of extensive air showers (EAS), convey information about characteristics of cosmic rays. Alongside with these data on muon groups embrace the interval of primary energies located between direct and indirect methods of measuring: from  $10^{13}$  to  $10^{17}$  eV, i.e., they cover the region of the presumed knee of the primary cosmic-ray spectrum.

Besides, an interesting cosmic-ray phenomenon related to the so-called alignment of clusters of close particles or relatively isolated particles is also observed in the knee range. This phenomenon has been first found in experiments on study of gamma-ray (hadron) families (groups of the most energetic particles in the EAS cores) with the use of X-ray emulsion chambers (XREC) in events with an observed energy  $E > 700$  TeV [1, 2]. The alignment is realized as the tendency of the location of particles near a straight line on the target diagram that corresponds in the three-dimensional case to the absence of the azimuthal symmetry with respect to the EAS axis and concentration of particles' momenta near some plane. The explanation of the whole block of data related to the alignment phenomenon by fluctuations of cascade development in the atmosphere seems to be improbable ( $\sim 10^{-20}$ ) [3]. The influence of the Earth's magnetic field and thunderstorm-cloud electric fields is also negligible [4]. It was assumed that the cause of the alignment is trivial diffraction kinematics effects [5, 6, 7]; generation of quark-gluon strings [8]; appearance of a new strong interaction and generation of new super-heavy quarks of higher color symmetry [9]; semihard double diffraction dissociation with a tension of a quark-gluon string between a semihardly scattered constituent quark and spectator quarks of the projectile hadron and its following rupture with creation of secondary particles [10].

<sup>1</sup>Talk given at the ISVHECR I'2006, Weihai, China

## 2 EXPERIMENT

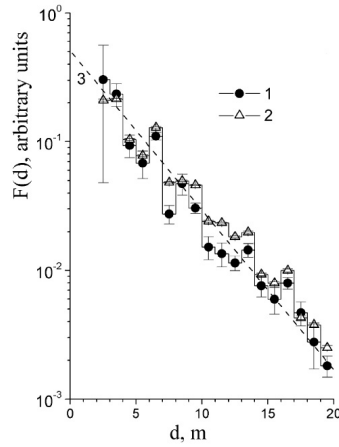


Figure 1: Experimental lateral distributions: 1 {  $\theta < 0.6$ ; 2 {  $\theta > 0.6$ ; 3 { exponential fit ( $d_0 = 3.5$  m) at  $E_{thr} = 0.85$  TeV.

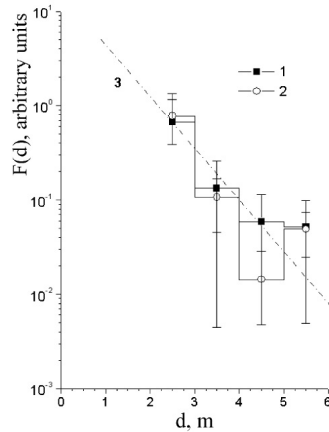


Figure 2: Experimental lateral distributions: 1 {  $\theta < 0.6$ ; 2 {  $\theta > 0.6$ ; 3 { exponential fit ( $d_0 = 3.5$  m) at  $E_{thr} = 3.2$  TeV.

There are very few experimental works on aligned events study in muon groups deep underground: MACRO [11] and BUST [12, 13]. A search for aligned events has been done using the alignment parameter [1]:

$$P_{ijk} = \frac{1}{\cos^2 \theta_{ij}^k} = [n(n-1)(n-2)]; \text{ where } \theta_{ij}^k \text{ is the angle between the lines connecting the}$$

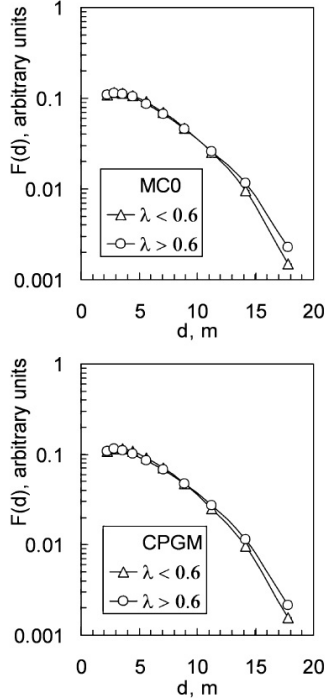


Figure 3: Results of Monte Carlo simulations by MC0 and CPGM models at  $E_{\text{thr}} = 1 \text{ TeV}$ .

$k$ -th particle with the  $i$ -th and  $j$ -th particles,  $m$  is the number of particles ( $m \geq 4$ ). Note that  $\lambda_m$  decreases from  $\lambda_m = 1$  for completely aligned events to  $\lambda_m = 1/[m(m-1)(m-2)]$  in the case of isotropic events. In [11] the distribution of events as function of parameter  $\lambda_m$  is peaked at  $\lambda_m = 1$  due to the asymmetry of MACRO detector geometry ( $12 \times 76 \text{ m}^2$ ). Two variants of simulation (CORSIKA/QGSJET and HEMAS/DPMJET) were made. The experimental data do not contradict the simulation. Results of our analysis of BUST experimental data are shown in Figs. 2 and 2 for two muon threshold energies  $E_{\text{thr}}$  (0.85 and 3.2 TeV). One can see that there is no significant difference in the lateral distribution for events selected by parameter. Note that visible change of slope in 2 for both types of events can be explained by the admixture of 10% wrong events corresponding to lower energy threshold due to errors in angular measurements and very high gradient of the mountain profile.

### 3 CONCLUSION

It was shown in our previous works [12, 13] that aligned muon events observed in our experiment are pure statistical ones. In this work we shown that there are no statistically significant differences in lateral distributions of "aligned" and all events. The latter confirms once again that our "aligned" muon groups are just a statistical tail of a big number of events recorded by BUST.

Fig. 2 shows the absence of a significant difference in lateral distributions of muon groups simulated with a QGSJET-like MC0 model and a coplanar particle generation model (CPGM) [3]. A key for explanation of this result can be found if one takes into account that a fraction of muons produced by decaying high-energy mesons generated in the first interaction is negligible

as compared to muons produced in following generations deeper in the atmosphere.

This work is supported by Russian Foundation for Basic Research (projects 04-02-17083, 05-02-17599, 05-02-16781, 06-02-16606, 06-02-16969), Russian Ministry of Education and Science (projects SS-5573.2006.2 and SS-4580.2006.02) and Russian Federal Agency of science and innovations (state contract 02.445.11.7070).

## References

- [1] Pamir Collaboration, Proc. 4th ISVHECRI, Beijing (1986) 429.
- [2] V.V. Kopenkin et al, PhysRevD 52 (1995) No. 5, 2766.
- [3] R.A.M. ukham edshin, J. High Energy Phys. 05 (2005) 049.
- [4] R.A.M. ukham edshin, Proc. 8th ISVHECRI, Tokyo (1994) 57.
- [5] M.D. Smirnova and Yu A. Smorodin, Proc. 21st ICRC, Adelaide, 8 (1990) 310.
- [6] Q.-Q. Zhu, Y.D. He, and A.X. Huo, Proc. 21st ICRC, Adelaide, 8 (1990) 306.
- [7] J.N. Capdevielle et al, Proc. 27th ICRC, Hamburg, 1 (2001) 1410.
- [8] F. Halzen and D.A.M. orris, PhysRevD 42 (1990) 1435.
- [9] A.R. White, Int.JModPhysA 8 (1993) 4755.
- [10] I.I. Royzen, Mod. Phys. Lett. A 9 (1994) No. 38 3517.
- [11] M. Sioli, PhD thesis. Univ. Degli Studi di Bologna. 1999.
- [12] A.L. Tsyabuk et al, Nucl. Phys. B (Proc Suppl.) 151 (2006) 473.
- [13] A.L. Tsyabuk et al, Proc. 29th ICRC Pune, 9 (2005) 243