

Hadronic Interaction Modelling in MINOS

Michael Kordosky
For the MINOS collaboration

Department of Physics and Astronomy
University College London
Gower Street
London WC1E6BT
United Kingdom

Abstract.

The Main Injector Neutrino Oscillation search (MINOS) uses two detectors separated by 735 km to measure a beam of neutrinos created by the Neutrinos at the Main Injector (NuMI) facility at Fermi National Accelerator Laboratory. The experiment has recently reported an observation [1] of ν_μ disappearance consistent with neutrino oscillations. We describe the manner in which the experiment's results depend on the correct understanding and modeling of hadronic systems.

Keywords: hadron calorimeter, final state interactions, neutrino beam

PACS: 13.75.-n, 13.85.-t, 24.10.Lx, 29.40.Vj, 29.25.-t

INTRODUCTION

The Main Injector Neutrino Oscillation Search (MINOS) is a long baseline, two-detector neutrino oscillation experiment that will use a muon neutrino beam produced by the Neutrinos at the Main Injector (NuMI) facility at Fermi National Accelerator Laboratory (FNAL) [2, 3]. The measurement is conducted by two functionally identical detectors, located at two sites, the Near Detector (ND) at FNAL and the Far Detector (FD) in the Soudan Underground Laboratory in Minnesota. The experiment began collecting beam data in March 2005 and has recently reported ν_μ disappearance consistent with quasi-two-neutrino oscillations according to $|\Delta m_{32}^2| = 2.74_{-0.26}^{+0.44} \times 10^{-3} \text{ eV}^2/c^4$ and $\sin^2 2\theta > 0.87$ at 68% CL [1].

The MINOS detectors are tracking-sampling calorimeters, optimised to measure neutrino interactions in the energy range $1 \lesssim E_\nu \lesssim 50 \text{ GeV}$. The active medium comprises 4.1 cm-wide, 1.0 cm-thick plastic scintillator strips arranged side by side into planes. Each scintillator plane is encased within aluminum sheets to form a light-tight module and then mounted on a steel absorber plate. The detectors are composed of a series of these steel-scintillator planes hung vertically at a 5.94 cm pitch with successive planes rotated by 90° to measure the three dimensional event topology. Wavelength-shifting and clear optical fibers transport scintillation light from each strip to Hamamatsu multi-anode photomultiplier tubes that reside in light-tight boxes alongside the detector. Both detectors are magnetized so as to measure muon charge-sign and momentum via curvature.

The ν_μ disappearance measurement is done by using the event topology to identify interactions as ν_μ -CC, rather than NC/ ν_e -CC, then reconstructing the neutrino energy

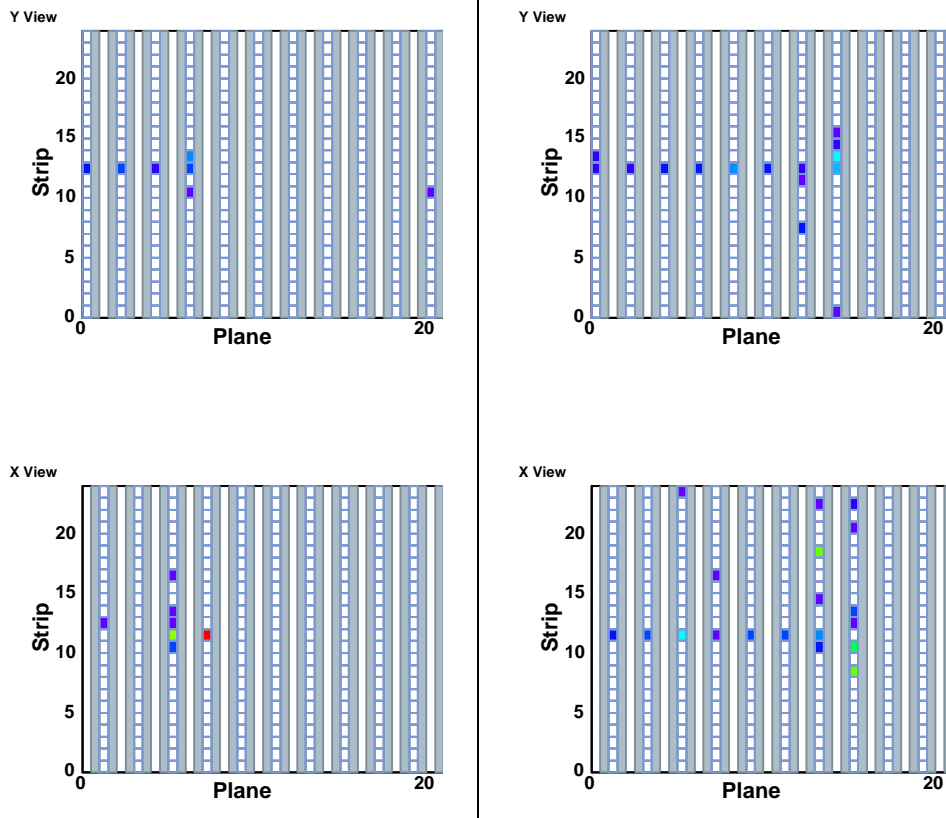


FIGURE 1. π^+ events measured in the MINOS calibration detector. The pions are incident from the left and two (orthogonal) views of the event are shown. Cells demarcate the detector's scintillator strips, with shading/color indicating the pulse-height of hits. The event on the left was collected at 1 GeV/c beam momentum while the one on the right is from a 2 GeV/c run. To remove hits due to optical cross-talk in the multi-anode PMTs, only strips registering a pulse-height larger than 1.5 PE (photoelectrons) are shown.

as the sum of the muon energy and the energy transferred to the nucleus : $E_\nu = E_\mu + \nu$ where $\nu = y \times E_\nu$. The oscillation hypothesis is tested by comparing the measured neutrino energy spectrum to the spectrum expected in the absence of oscillations. The latter spectrum is anchored to observations made with the Near Detector. MINOS endeavors to measure Δm^2 and $\sin^2 2\theta$ with an accuracy of better than 10%. The results depend upon a reliable knowledge of the event selection efficiency and the energy scale, both of which are affected by the modeling of the hadronization process and the detector's signal and topological response to those hadrons. We will discuss the way that MINOS has dealt with these issues. In addition, uncertainties in the production of hadrons in the NuMI target result in uncertainties in the neutrino flux and poor agreement with data. We close by describing the manner in which data from the Near Detector was used to constrain the simulation of the NuMI beam.

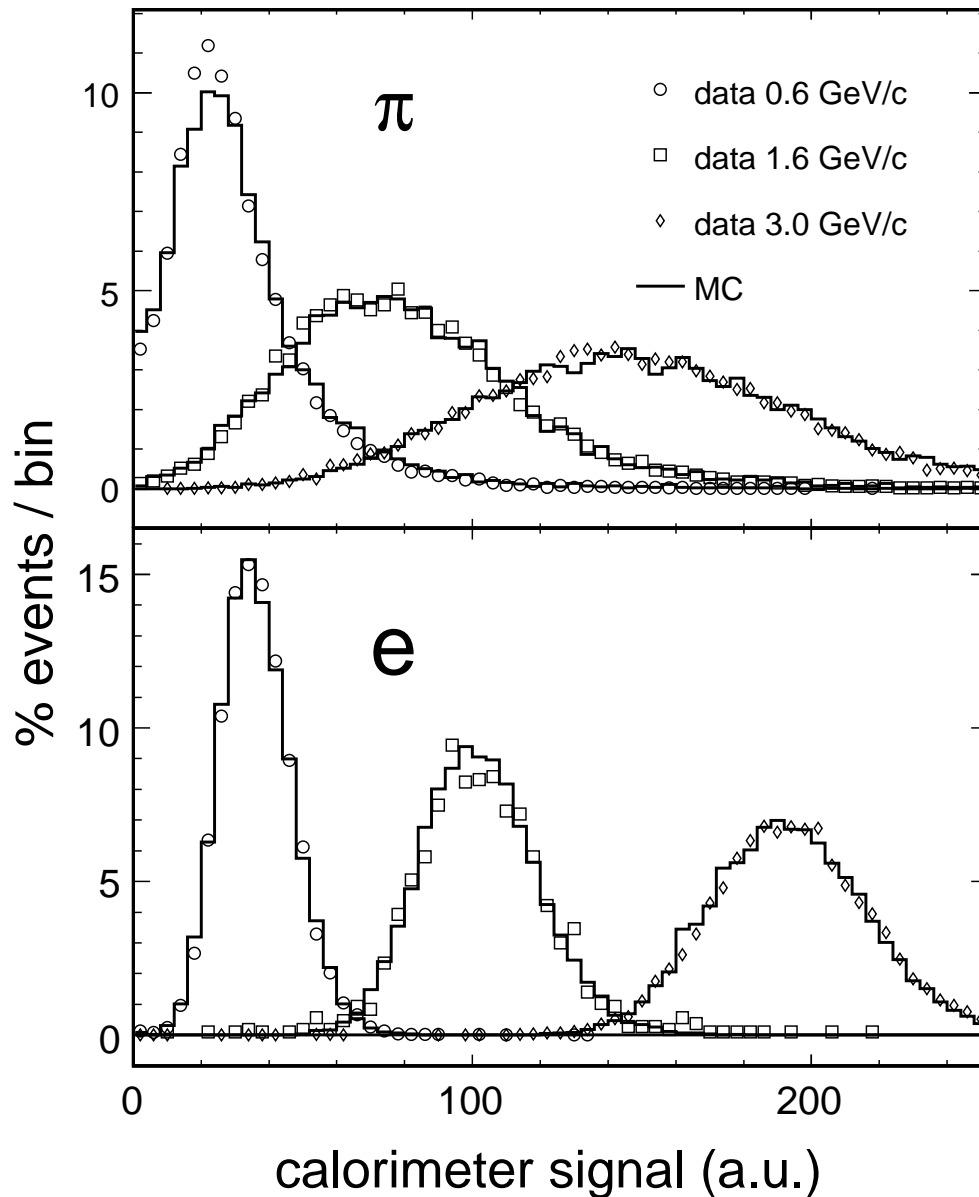


FIGURE 2. Pion and electron line shapes as measured in the MINOS calibration detector [4, 5]. The Monte Carlo calculation is that of the experiment's GEANT3/GCALOR simulation. The same program is used to model neutrino induced interactions in the MINOS Near and Far Detectors.

HADRONIC ENERGY SCALE

MINOS data suggests that (assuming quasi-two-neutrino oscillations) the largest suppression of ν_μ occurs for $1 < E_\nu < 2 \text{ GeV}$ and that the suppression slowly shrinks as the energy increases to about 10 GeV . This is a relatively low energy range, but not low enough to make the experiment dominated by quasi-elastic $\nu_\mu - \text{CC}$ for which E_ν may

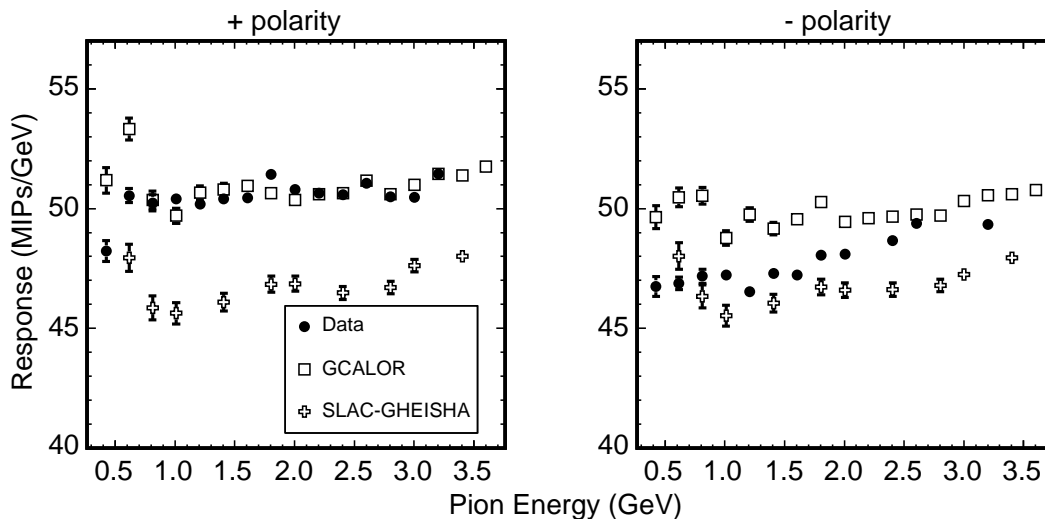


FIGURE 3. MINOS detector response to π^{\pm} induced showers [4]. Data measured in the MINOS calibration detector are compared with the result of GEANT3/GICALOR and GEANT3GHEISHA simulations. The π^+/π^- response asymmetry is absent above 4 GeV.

be reconstructed from only the muon energy and scattering angle. Instead, events with $1 < E_{\nu} < 10 \text{ GeV}$ have, after experimental cuts, an average inelasticity of ≈ 0.3 . We are therefore interested in hadronic showers in the few GeV range and in which the energy is carried by a relatively few particles. The response of calorimeters to these low energy showers is notoriously difficult to model. Experiments generally remedy this by measuring the response to single-particles, either to perform a direct calibration or as a way of constraining/tuning the shower model. Since the MINOS Near and Far Detectors are large and have been constructed underground, direct exposure to a calibration beam was not possible. Instead a dedicated Calibration Detector (CalDet) was built to establish the energy scale and develop the calibration technique.

The CalDet, a scaled-down but functionally equivalent model of the MINOS Far and Near detectors, was exposed to test beams in the CERN PS East Area during 2001–3 to establish the response of the MINOS calorimeters to hadrons, electrons and muons in the momentum range 0.2–10 GeV/c. The detector consisted of sixty $2.5 \text{ cm} \times 1 \text{ m} \times 1 \text{ m}$ steel plates each of which supported a plane of twenty-four 100 cm-long scintillator strips. Alternating planes were rotated $\pm 90^\circ$ as in the larger MINOS detectors. The sampling fraction is 6.4% and the detector has a longitudinal (transverse) granularity of $0.15 \lambda_I$ ($0.25 \lambda_I$). Identification of $\pi + \mu, e$ and p was accomplished using a time of flight system and several threshold Čerenkov counters. Pions and muons were discriminated using the event topology. Fig. 1 shows two pion induced showers measured in the detector. Data were collected in 200 MeV/c steps (1 GeV/c for $p_{\text{beam}} > 4 \text{ GeV/c}$) in both positive and negative beam polarity and in two beamlines (T11 and T7).

The detector was calibrated using a procedure similar to that employed in the Near and Far detectors [6]. Gain and light-output non-uniformities were corrected using an LED based light injection system [7] and through-going cosmic-ray muons [8]. The absolute scale, in “muon equivalent units”, was defined as the average signal per-

plane induced by muons with momenta between 0.5–1.1 GeV/c at the time of plane crossing [9]. The momentum was determined by requiring that the muons stop in the detector ($p_\mu \lesssim 2.2$ GeV/c), then working backward along the track, inverting the range-energy relation [10].

Figure 2 shows π^+ and electron line-shapes measured in the calibration detector and compared to the GEANT3/GCALOR [11, 12, 13] Monte Carlo. The simulated response to electrons was in good agreement with the data after upstream energy loss (e.g., via bremsstrahlung and ionization) was included in the simulation. The e/π response ratio is energy dependent but always > 1 and ≈ 1.27 for momenta above a few GeV. The line-shapes display an asymmetric, high-side tail characteristic of non-compensating calorimeters. The agreement between the data and the MC is surprisingly good, even at the lowest momentum settings. The energy resolution may be parameterised as $56\%/\sqrt{E} \oplus 2\%$ for π^\pm showers and $21.4\%/\sqrt{E} \oplus 4\%/E$ for electrons.

The detector’s response to π^\pm is shown as a function of energy in Fig. 3. The data are in somewhat better agreement with the GCALOR based simulation than they are with the GHEISHA [14, 15] based one. The agreement is excellent for π^+ induced showers but poorer for π^- showers. This reflects a measured asymmetry, as much as 6% for few-GeV energies, in the detector’s response to π^+ and π^- . This asymmetry was not present in the response to e^\pm nor in the range of μ^\pm and vanishes for $E_\pi \gtrsim 3$ GeV. Its origin may lie in differences, between $\pi^+ + N$ and $\pi^- + N$, in the multiplicity of secondaries produced in inelastic interactions at these low energies [16].

Hadronic showers produced in neutrino interactions are simulated with the version of GEANT/GCALOR shown here. Because these showers consist of multiple particles, and because the response to e , π and p all differ (the latter two below ~ 1 GeV where protons tend to range out before interacting hadronically) we cannot derive the relation between detector signal and energy carried by the shower particles directly from the CalDet data. Instead we derive the relationship from the MC but assign a somewhat pessimistic 6% systematic error on the response. This error is small enough to have a negligible effect on the precision of results from the low-statistics first year MINOS dataset. The uncertainty may be reduced by introducing data based correction factors into the relation or, more ideally, by improving the hadronic shower model. Over the long term MINOS plans to transition to a GEANT4 based simulation in the hopes of improving the hadronic shower treatment.

FINAL STATE INTERACTIONS

Test beam measurements, such as the one discussed above, are used to determine a detector’s hadronic and electromagnetic response to single particle induced showers. The single particle based calibration may be used for energy measurements of multi-particle showers (e.g., “jets”) if the energy response is sufficiently linear and if the particle content of the shower is well known or, especially, if the calorimeter’s response to different particles of the same energy is identical (e.g., a compensating calorimeter) [17]. These concerns apply to neutrino induced showers (which bear some similarity to jets) but there is an additional complication owing to the fact that the neutrino interacts in the dense nuclear medium of the target nucleus. Hadrons produced by the neutrino must

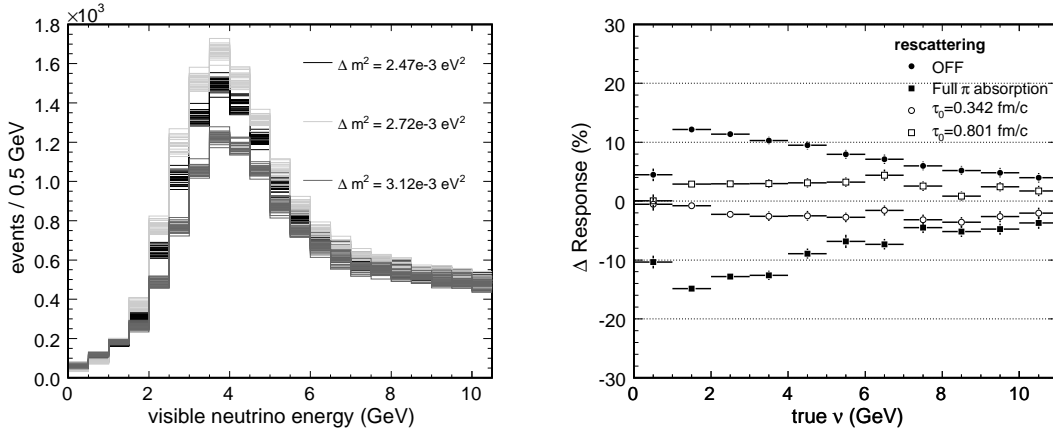


FIGURE 4. **Left:** Energy distribution of simulated ν_μ -CC events at the MINOS Far Detector. The effect of neutrino oscillations is included for $\Delta m^2 = 2.47, 2.72$ and $3.12 \times 10^{-3} \text{eV}^2$ (68% CL limits of Ref. [1]) and $\sin^2 2\theta = 1$. Individual curves correspond to uncorrelated $\pm 1\sigma$ variations in the formation time, pion absorption cross-section and the neutrino induced 2π production cross-section. The MC sample corresponds to the “high-statistics limit”, approximately $\times 10$ of the planned MINOS exposure. **Right:** The variation in the calorimeter’s response as a function of the energy transfer ν and under different final state interaction scenarios. Zero on the vertical scale corresponds to the $\pi \rightarrow npp$ model of pion absorption and $\tau_0=0.52 \text{fm}/c$.

escape the nucleus to create a signal in the detector but, at MINOS energies, often suffer a hadronic interaction before doing so. It is important to account for these “final state interactions” because neutrino oscillation experiments seek to measure the energy, ν , transferred by the neutrino to the target, so as to reconstruct $E_\nu = E_\mu + \nu$. The presence of final state interactions causes $\nu \neq E_{\text{vis}}$, where the latter is the visible energy of shower particles exiting the nucleus. We will describe the way in which final state interaction are modelled and how uncertainties are accounted for.

Neutrino interactions in MINOS are modelled by NEUGEN- $\nu 3$ [18]. NEUGEN includes a final state interactions (also referred to as “intranuclear re-scattering”) package known as INTRANUKE. The code is anchored to a comparison of final states in $\nu + d$ and $\nu + \text{Ne}$ interactions as measured in the BEBC and ANL-12 ft bubble chambers [19]. The library includes a treatment of pion elastic and inelastic scattering, single charge exchange and absorption in a cascade simulation of the final state. The relative probabilities for these processes are approximately 35:50:10:5 (40:30:7:23) at a pion kinetic energy of 1 GeV (250 MeV). The formation zone concept is included by suppressing interactions that would have occurred before the pion has travelled a distance $l = \tau_0 p/m$ $\tau_0 = 0.52 \text{fm}/c$ [20]. The simulation includes a treatment of pion absorption inspired by [21]. Absorbed pions transfer their energy to a npp cluster and the individual nucleons are then tracked in GEANT. A more comprehensive description of the INTRANUKE code and it’s effect in MINOS is given in Ref. [22].

We derive the effect that parametric uncertainties in the final state interaction model have on the oscillation result as follows. First, the model contains a number of parameters for which the uncertainty may be estimated, however roughly, based on external data. The dependence of the reconstructed shower energy on ν was studied as a function

of these model parameters and the most influential were identified. The parameters were then varied in an uncorrelated way over multiple trials and the visible ν_μ –CC energy spectra were constructed, accounting for the detector energy smearing. This was done without oscillations so as to represent measurements made in the Near Detector and with oscillations at varying Δm^2 and $\sin^2 2\theta$ to represent measurements at the Far Detector. An example of simulated Far Detector spectra is shown on the left in Fig. 4. The Δm^2 values were chosen according to the best-fit and $\pm 1\sigma$ uncertainties on the initial MINOS result [1]. For each trial a fit was performed to extract Δm^2 and $\sin^2 2\theta$ and the differences with respect to the input values were histogrammed. The mean and width of the distributions is an estimate of the uncertainty attributed to the parameter uncertainties in the final state interaction model. We find $\delta\Delta m^2 \approx 3 \times 10^{-5} \text{ eV}^2/\text{c}^4$ and $\delta \sin^2 2\theta \approx 0.01$. These errors are small compared to the overall uncertainty as may be noticed from the fact that the curves for different values of Δm^2 in Fig. 4 are easily distinguished.

A much larger uncertainty occurs as a consequence of the rather simple way in which the final state interaction code simulates pion absorption and inelastic collisions. Absorption is modelled, by default, as solely due to $\pi \rightarrow npnp$ but we know that processes such as $\pi \rightarrow npp$ and $\pi \rightarrow nnp$ may also occur and that the nucleons are themselves attenuated inside the nuclear medium (this effect is not accounted for). In addition, $\pi + N$ inelastic collisions are modelled but the energy lost by the π is discarded and secondary π are not created. These model based deficiencies result in a large uncertainty on the amount of visible energy emitted from the nucleus.

The model based uncertainties cannot be accounted for by the parametric variation technique described above. Instead, we study simulations done (a) without re-scattering, (b) with pion absorption according to $\pi \rightarrow npnp$ (the default) and (c) in which the energy of absorbed pions is discarded. The differences $a - b$ and $c - b$ in the reconstructed shower energy are shown as a function of ν on the right-hand side of Fig. 4. The curve labelled “OFF” corresponds to $a - c$ and represents the change in visible energy due to inelastic pion interactions. The curve labelled “Full π absorption” corresponds to $c - b$ and represents the change in visible energy due to pion absorption. For comparison the (much smaller) effect of $\pm 1\sigma$ variations in the formation time is also shown. To estimate the uncertainty on the oscillation parameters, the $\nu \leftrightarrow E_{\text{shower}}$ relation is modified according to Fig. 4 and the analysis is repeated. We find that the parameters shift by $\delta\Delta m^2 \approx 6 \times 10^{-5} \text{ eV}^2/\text{c}^4$ and $\delta \sin^2 2\theta \approx 0.05$. When drawing the oscillation contours, uncertainties in both the single particle energy scale and final state interactions are included as an 11% penalty term (“nuisance parameter”) on the hadronic energy scale.

The experiment is currently working on improvements in the final state interaction model [23] to remedy the deficiencies mentioned above. In addition, the model is being re-implemented to facilitate re-weighting of MC events. A re-weightable model is extraordinarily important because it vastly reduces the number of MC events needed to estimate systematic uncertainties. Re-weighting machinery would also allow the parametric variation technique described above to be used directly in the oscillation fit by including the final state interaction model parameters as nuisances. The importance of event by event re-weighting is one reason that experiments may prefer homegrown codes, for which the model parameters can be altered and uncertainties understood, over more sophisticated but also more opaque general purpose codes.

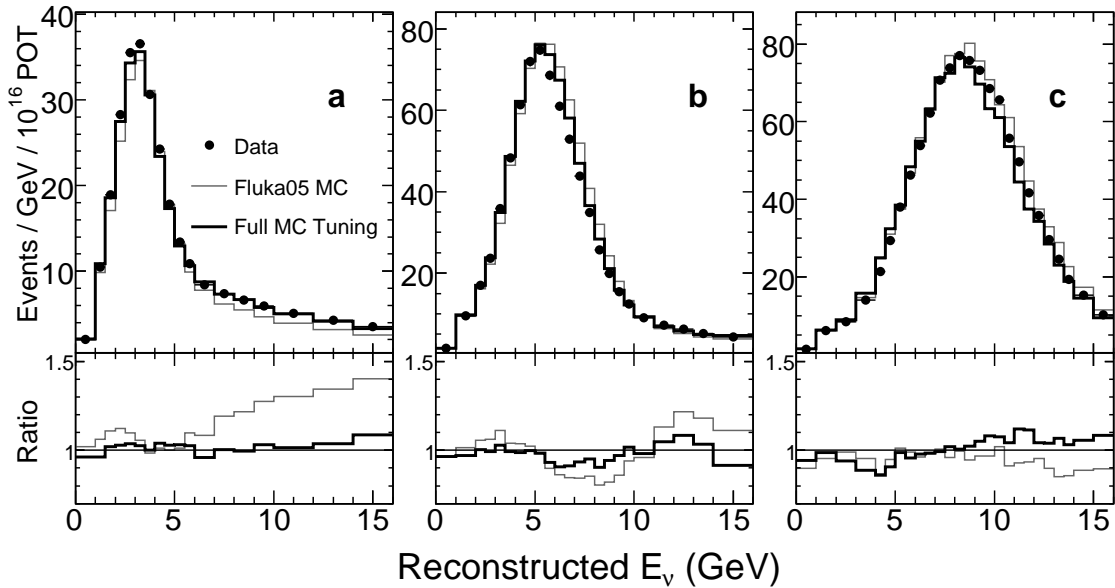


FIGURE 5. The reconstructed energy distribution of ν_{μ} -CC events observed in MINOS. The data were collected in the (a) low (b) medium and (c) high energy beam configurations and are compared to the predictions of the neutrino beam Monte Carlo, using FLUKA05 to simulate hadron production in the NuMI target. We show the MC prediction before and after the tuning procedure described in the text.

ESTIMATION OF THE NEUTRINO FLUX

The neutrino beamline model is separated into three parts: (a) a simulation of the hadrons produced by 120 GeV/c protons incident on the NuMI target and (b) the propagation of those hadrons and their progeny through the magnetic focusing elements, along the 677 m decay pipe, and into the primary beam absorber and (c) decay of the mesons and calculation of the probability that any neutrino progeny traverses the Near and Far detectors. Hadronic production is simulated using a detailed model of the target geometry and material composition. By default, interactions are generated with FLUKA05 [24, 25, 26] but output from the MARS- ν 15 [27, 28, 29] and GEANT-FLUKA [30] codes, as well as calculations based on the parameterisations of BMPT [31] and Malensek [32], are used as cross-checks. The produced hadrons are propagated in a GEANT3 simulation of the NuMI beamline. Decays in which a neutrino is produced are saved and later used as input for neutrino event simulation in the Near and Far Detectors.

The neutrino fluxes predicted by the different models vary by 10-20%. This is unsurprising given the relatively paucity of hadron production data in the x_F, p_T region interesting to NuMI, not to mention at 120 GeV/c and on a thick Carbon target [33]. Therefore, the rather good agreement between the ν_{μ} -CC energy spectrum measured in the Near Detector and the MC prediction based on FLUKA05 (Fig. 5), comes as a pleasant surprise. The data/MC agreement is, however, not perfect and can be improved by taking advantage of the flexibility of the NuMI beamline. The NuMI target may be remotely moved along the beam axis, changing the x_F, p_T region focused by the magnetic horns, and thereby the beam energy. Figure 5 shows data taken in three target positions:

$z = 10\text{ cm}, 100\text{ cm}$ and 250 cm where $z=0\text{ cm}$ is the location of the target when fully inserted into the first horn. These data, along with data taken at $z = 10\text{ cm}$ with the horns off and with the horn current modified by $\pm 8\%$, are used in a parametric fit to constrain the beam model.

The fit is based on a parametric model [34], similar to that of BMPT, which is able to describe the $d^2N/dx_F dp_T$ distribution predicted by FLUKA. The model parameters were allowed to float in a fit to the $\nu_\mu - \text{CC}$ energy spectra. The fit also included nuisance parameters to account for uncertainties in beam focusing, intensity, and detector response. The mean transverse momentum of pions, $\langle p_T \rangle$ was constrained to the FLUKA05 value of $364\text{ MeV}/c$, with a penalty term of $15\text{ MeV}/c$, obtained from the variation of hadron production models. The results of the fit are shown as the ‘‘Full MC Tuning’’ curve in Fig. 5. The fitting procedure dramatically improves the data/MC agreement, particularly in the lowest energy configuration in which most of the oscillation dataset was recorded. The oscillation analyses use these results as the first step in the prediction of the neutrino spectrum at the Far Detector.

SUMMARY

We have attempted to highlight some of the ways in which MINOS depends upon the correct understanding and modelling of hadronic interactions from 120 GeV (hadron production) to a few tens of MeV and less (calorimetry). Hadronic interactions are difficult to model correctly and whenever possible we have attempted to benchmark and/or constrain simulations using internal or external datasets. One expects that models will never completely agree with the data so much effort is concerned with quantifying the effect that disagreements have upon the oscillation results. Uncertainties are generally included as nuisance parameters and fitting is greatly facilitated by the ability to re-weight events for model changes. Finally, in the interest of brevity we have been forced to omit some important topics, such as the effect of shower modeling uncertainties on the NC background estimated in the reconstructed $\nu_\mu - \text{CC}$ sample as well as the sensitivity of the $\nu_e - \text{CC}$ event selection to the fragmentation/hadronisation treatment.

The author would like to thank J. Morfin, H. Gallagher, R. Ransome and S. Dytman for advice and comments regarding final state interactions and N. Mokhov for comments about low energy pion nucleus interactions. The hadron production fitting is due to S. Kopp, Ž. Pavlović and P. Vahle.

REFERENCES

1. D. G. Michael, et al., *Phys. Rev. Lett.* **97**, 191801 (2006), hep-ex/0607088.
2. E. Ables, et al. (1995), FERMILAB-PROPOSAL-0875.
3. The MINOS Collaboration (1998), The MINOS Detectors Technical Design Report.
4. M. A. Kordosky, *Hadronic Interactions in the MINOS Detectors*, Ph.D. thesis, University of Texas (2004), FERMILAB-THESIS-2004-34.
5. P. L. Vahle, *Electromagnetic Interactions in the MINOS Detectors*, Ph.D. thesis, University of Texas (2004), FERMILAB-THESIS-2004-35.
6. P. Adamson, et al., *Nucl. Instrum. Meth.* **A556**, 119–133 (2006).

7. R. Nichol, *Calibration of the MINOS Detectors*, Ph.D. thesis, University College London (2003), FERMILAB-THESIS-2003-41.
8. C. Smith, *Calibration of the MINOS Detectors and Extraction of Neutrino Oscillation Parameters*, Ph.D. thesis, University College London (2002), FERMILAB-THESIS-2002-58.
9. J. J. Hartnell, *Measurement of the MINOS Detectors' Relative Calorimetric Energy Response*, Ph.D. thesis, St. John's College, Oxford (2005), FERMILAB-THESIS-2005-51.
10. D. E. Groom, N. V. Mokhov, and S. I. Striganov, *Atom. Data Nucl. Data Tabl.* **78**, 183–356 (2001).
11. R. Brun, et al., GEANT Detector Description and Simulation Tool, CERN Program Library Long Writeup W5013 (1994).
12. T. A. Gabriel, J. E. Brau, and B. L. Bishop, *IEEE Trans. Nucl. Sci.* **36**, 14–22 (1989).
13. C. Zeitnitz, and T. A. Gabriel, *Nucl. Instrum. Meth.* **A349**, 106–111 (1994).
14. H. Fesefeldt, *GHEISHA The Simulation of Hadronic Showers: Physics and Applications*, As reproduced by CERN, 1985.
15. G. Bower, and R. Cassel (c. 2002), SLAC-GHEISHA refers to a version of the GHEISHA code improved to fix several coding errors present in the original.
16. N. Mokhov, private communication (2006).
17. R. Wigmans, *Calorimetry : Energy Measurement in Particle Physics*, Oxford Science Publications, 2000.
18. H. Gallagher, *Nucl. Phys. Proc. Suppl.* **112**, 188–194 (2002).
19. R. Merenyi, et al., *Phys. Rev.* **D45**, 743–751 (1992).
20. V. Ammosov, Low multiplicity final states in neutrino interaction at low energy – skat results, Talk given at The First International Workshop on Neutrino-Nucleus Interactions in the Few GeV Region (NuINT01) (2001), In our work the formation time has been modified to account for an effective nuclear radius used our simulation.
21. R. D. Ransome, *Nucl. Phys. Proc. Suppl.* **139**, 208–212 (2005).
22. M. Kordosky, *Nucl. Phys. Proc. Suppl.* **159**, 223–228 (2006), hep-ex/0602029.
23. S. Dytman (2006), Please refer to the talk given in this workshop.
24. G. Collazuol, A. Ferrari, A. Guglielmi, and P. R. Sala, *Nucl. Instrum. Meth.* **A449**, 609–623 (2000).
25. A. Ferrari, and P. Sala, “,” in *Proceedings of the Workshop on Nuclear Reaction Data and Nuclear Reactors Physics, Design and Safety*, edited by A. Gandini, and G. Reffo, World Scientific, 1996, aTLAS Internal Note ATL-PHYS-97-113.
26. P. Sala (2000), talk given at the Second International Workshop on Neutrino Beams and Instrumentation.
27. N. V. Mokhov (1995), fERMILAB-FN-0628.
28. O. E. Krivosheev, and N. V. Mokhov (1997), talk given at the 3rd Workshop on Simulating Accelerator Radiation Environments (SARE3), Tsukuba, Japan, 7-9 May 1997.
29. N. V. Mokhov, et al. (1998), talk given at the 4th Workshop on Simulating Accelerator Radiation Environments (SARE4), Knoxville, TN, 13-15 Sept 1998, nucl-th/9812038.
30. A. Fasso, A. Ferrari, J. Ranft, and P. R. Sala (????), given at 4th International Conference on Calorimetry in High-energy Physics, La Biodola, Italy, 19-25 Sep 1993.
31. M. Bonesini, A. Marchionni, F. Pietropaolo, and T. Tabarelli de Fatis, *Eur. Phys. J.* **C20**, 13–27 (2001), hep-ph/0101163.
32. A. J. Malensek (1981), fERMILAB-FN-0341.
33. R. Raja (2006), FNAL-E-907 (MIPP) is attempting to measure hadron production off of a prototype NuMI target. These measurements are expected to significantly improve the NuMI flux model. Please refer to the talk given in this workshop.
34. S. Kopp, Žarko Pavlović, and P. Vahle (2006), MINOS internal document 1650.