

$|V_{us}|$ MEASUREMENT AND CKM UNITARITY

M. ANTONELLI

Laboratori Nazionali di Frascati dell'INFN, Frascati, Italy.

**E-mail: Mario.Antonelli@lnf.infn.it*

We review recent measurements of kaon decays and lifetimes for the determination of the CKM element V_{us} . Their relevance to CKM matrix unitarity is discussed.

Keywords: CKM; V_{us} ; Kaons.

1. Introduction

The realization that a precise test of CKM unitarity can be obtained from the first-row constraint $|V_{ud}|^2 + |V_{us}|^2 + |V_{ub}|^2 = 1$ (with $|V_{ub}|^2$ negligible) has sparked a new interest in good measurements of quantities related to $|V_{us}|$. As we discuss in the following sections, $|V_{us}|$ can be determined using semileptonic kaon decays; the experimental inputs are the BRs, lifetimes, and form-factor slopes. One problem that frequently plagues the interpretation of older BR measurements is lack of clarity in the treatment of radiative effects. All new measurements of kaon decays with charged particles are fully inclusive of radiation.

1.0.1. $K_{\ell 3}$ DECAYS The semileptonic kaon decay rates still provide the best means for the measurement of $|V_{us}|$ because only the vector part of the weak current contributes to the matrix element $\langle \pi | J_\alpha | K \rangle$. In general, $\langle \pi | J_\alpha | K \rangle = f_+(t)(P+p)_\alpha + f_-(t)(P-p)_\alpha$, where P and p are the kaon and pion four-momenta, respectively, and $t = (P-p)^2$. The form factors f_+ and f_- appear because pions and kaons are not point-like particles, and also reflect both $SU(2)$ and $SU(3)$ breaking. For vector transitions, the Ademollo-Gatto theorem¹ ensures that $SU(3)$ breaking appears only to second order in $m_s - m_{u,d}$. In particular, $f_+(0)$ differs from unity by only 2–4%. When the squared matrix element

is evaluated, a factor of m_ℓ^2/m_K^2 multiplies all terms containing $f_-(t)$. This form factor can be neglected for K_{e3} decays. For the description of $K_{\mu 3}$ decays, it is customary to use $f_+(t)$ and the scalar form factor $f_0(t) \equiv f_+(t) + [t/(m_K^2 - m_\pi^2)] f_-(t)$.

The semileptonic decay rates, fully inclusive of radiation, are given by

$$\Gamma^i(K_{e3, \mu 3}) = |V_{us}|^2 \frac{C_i^2 G^2 M^5}{768\pi^3} S_{EW} |f_+^{K^0}(0)|^2 I_{e3, \mu 3} (1 + 2\delta_{i, \text{em}} + 2\delta_{i, SU(2)}).$$

In the above expression, i indexes $K^0 \rightarrow \pi^\pm$ and $K^\pm \rightarrow \pi^0$ transitions, for which $C_i^2 = 1$ and $1/2$, respectively. G is the Fermi constant, M is the appropriate kaon mass, and S_{EW} is the universal short-distance electro-weak correction². The $\delta_{i, \text{em}}$ terms are the long-distance radiative corrections, which depend on the meson charges and lepton masses. The form factors are written as $f_{+,0}(t) = f_+(0)\tilde{f}_{+,0}(t)$, with $\tilde{f}_{+,0}(0) = 1$. $f_+(0)$ reflects $SU(3)$ - and $SU(2)$ -breaking corrections. $f_+(0)$ is calculated for K^0 transitions, $\delta_{K^\pm, SU(2)} = (2.3 \pm 0.2)\%$ ³ accounts for the $SU(2)$ -breaking corrections. $I_{e3, \mu 3}$ is the integral of the Dalitz-plot density over the physical region and includes $|\tilde{f}_{+,0}(t)|^2$. The vector form factor f_+ is dominated by the vector $K\pi$ resonances, the closest being the $K^*(892)$. The natural form for $\tilde{f}_+(t)$ is then:

$$\tilde{f}_+(t) = \frac{M_V^2}{M_V^2 - t}.$$

It is also customary to expand the form factor in powers of t as

$$\tilde{f}_+(t) = 1 + \lambda'_+ \frac{t}{m_{\pi^+}^2} + \frac{\lambda''_+}{2} \left(\frac{t}{m_{\pi^+}^2} \right)^2.$$

1.0.2. $K \rightarrow \mu\nu$ DECAYS High-precision lattice quantum chromodynamics (QCD) results have recently become available and are rapidly improving⁴. The availability of precise values for the pion- and kaon-decay constants f_π and f_K allows use of a relation between $\Gamma(K_{\mu 2})/\Gamma(\pi_{\mu 2})$ and $|V_{us}|^2/|V_{ud}|^2$, with the advantage that lattice-scale uncertainties and radiative corrections largely cancel out in the ratio⁵:

$$\frac{\Gamma(K_{\mu 2}(\gamma))}{\Gamma(\pi_{\mu 2}(\gamma))} = \frac{|V_{us}|^2}{|V_{ud}|^2} \frac{f_K}{f_\pi} \frac{m_K}{m_\pi} \frac{(1 - m_\mu^2/m_K^2)^2}{(1 - m_\mu^2/m_\pi^2)^2} \times (0.9930 \pm 0.0035),$$

where the precision of the numerical factor due to structure-dependent corrections⁶ can be improved.

1.1. K_L decays

1.1.1. K_L LIFETIME KLOE has performed a fit to the proper-time distribution for $K_L \rightarrow 3\pi^0$ decays, which can be isolated with high purity and high and uniform efficiency. The KLOE result is $\tau_{K_L} = 50.92 \pm 0.30$ ns⁷.

1.1.2. K_L BRs Recent measurements of dominant K_L branching ratios from KTeV, KLOE, and NA48 are in disagreement with averages of previous measurements.

KLOE has performed a measurement of the absolute K_L BRs⁸ of the four dominant (99.5% of all decays) K_L decay modes. The presence of a K_L is tagged by observation of a $K_S \rightarrow \pi^+\pi^-$ decay. The value of these absolute BRs depend on the K_L lifetime value, which enters into the calculation of the geometrical efficiency. This allows KLOE, by applying the constraint $\Sigma B = 1$, to obtain another independent value of K_L lifetime: $\tau_{K_L} = 50.72 \pm 0.36$ ns.

A precise determination of the six largest K_L branching ratios has been obtained by KTeV⁹ by measuring the following ratios: $B_{K_L\mu 3}/B_{K_L e 3}$, $B_{+-0}/B_{K_L e 3}$, $B_{000}/B_{K_L e 3}$, $B_{+-}/B_{K_L e 3}$, and B_{00}/B_{000} .

A measurement of the ratio $B_{K_{e3}}/B_{2T}$ ¹⁰ has been performed by NA48, where the 2T “decay mode” include all modes with 2 charged particles in the final state $B_{2T}=1.0048-B_{000}$. A preliminary measurement of B_{000} from NA48 is reported in Ref.¹¹.

We perform an average of KLOE, KTeV, NA48 results, and the K_L lifetime measurement from Ref¹² by applying the constraint that the K_L BRs must sum to unity. Correlation among channels are taken into account. The results are given in Tab.1.

Table 1. Averages for K_L BRs(%) and lifetime

	$B_{K_L e 3}$	$B_{K_L \mu 3}$	B_{000}	B_{+-0}	τ_L (ns)
m	40.46	26.97	19.69	12.52	51.10
δ	0.08	0.07	0.12	0.06	0.19

1.2. $K_S \rightarrow \pi e \nu$

Using the K_L tag, obtained by observing the interaction of a K_L in the calorimeter, KLOE has isolated a very pure sample of $\sim 13,000$ semileptonic K_S decays and accurately measured the BR for $K_S \rightarrow \pi e \nu$. KLOE obtains $B_{K_S e 3} = (7.046 \pm 0.092) \times 10^{-4}$ ¹³.

1.3. K^\pm decays

1.3.1. K^\pm LIFETIME The measurements of the K^\pm lifetime listed in the PDG compilation¹⁴ exhibit poor consistency. The KLOE preliminary result $\tau_{\pm} = 12.367 \pm 0.078$ ns, obtained from a fit to the proper time distribution, is in agreement with the PDG average.

1.3.2. K^\pm BRs A campaign for new measurements of the dominant charged kaon

branching ratios is ongoing at KLOE, NA48, and ISTRA+. In the following, we only consider measurements in which the effects due to photon radiation have been explicitly taken into account.

The ratio $B_{K^{\pm}e3}/B_{\pm 0}$ has been measured by E865¹⁵, NA48¹¹, and ISTRA+¹⁶.

Measurements of $B_{K^{\pm}\mu3}/B_{K^{\pm}e3}$ have been performed by NA48¹¹, and by E246¹⁷.

KLOE has measured the absolute BRs of $K^+ \rightarrow \mu\nu$ ¹⁸, $K^{\pm} \rightarrow \pi^0 e^{\pm}\nu$, $K^{\pm} \rightarrow \pi^0 \mu^{\pm}\nu$ ¹⁹, and $K^{\pm} \rightarrow \pi^{\pm}\pi^0\pi^0$ ²⁰.

We also consider the measurement of $B_{K^{\pm}\mu2}/B_{\pm 0}$ inclusive of radiation performed by PS183²¹, and the PDG average for $K^{\pm} \rightarrow \pi^{\pm}\pi^{\pm}\pi^{\mp}$ ¹⁴.

The average of the dominant K^{\pm} BRs is given in table in Tab.2. We use the constraint that the K^{\pm} BRs must sum to unity taking into account correlations.

Table 2. Average for K^{\pm} BRs(%) and lifetime

	$B_{K^{\pm}e3}$	$B_{K^{\pm}\mu3}$	$B_{K^{\pm}\mu2}$	$B_{\pm 0}$	τ_{\pm} (ns)
m	5.048	3.383	63.56	20.77	12.384
δ	0.031	0.027	0.13	0.12	0.022

1.4. $K_{\ell 3}$ form factor

This measurement is particularly delicate. Mainly because the effect of the form factor is maximal near the end of the t spectrum where the phase space goes to zero.

Figure 1 compares KLOE results for λ'_+ and λ''_+ ²² with those from other experiments^{23,24,25}. Measurements of the scalar form factor slope have been performed by ISTRA+ using $K^{\pm}_{\mu 3}$, and KTeV using $K_{L\mu 3}$. Since the experimental accuracies are larger than the expected SU(2) breaking correction effects we average measurements from K^{\pm} and K_L . The result, with correlations taken into account, is given in Tab.3.

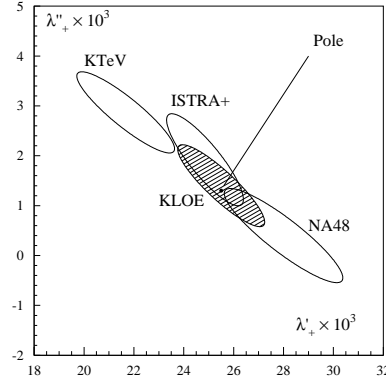


Figure 1. Experimental results for λ'_+ and λ''_+ .

Table 3. Averages for form factor slopes

λ'_+	λ''_+	λ_0
0.0250 ± 0.0008	0.0016 ± 0.0003	0.0158 ± 0.0010

1.5. V_{us} and CKM unitarity

The available data set on $K_{\ell 3}$ decays allows multiple determinations of $|V_{us}|$. Following the derivation in Section 1.0.1, we compute the value of $f_+^{K^0}(0)|V_{us}|$ from the decay rates for the five semileptonic decay processes measured. The results are shown in Fig.2. We use the K_S lifetime from the PDG¹⁴ while all other BR measurements and lifetime values are discussed in Sections 1.1,1.2, and 1.3.

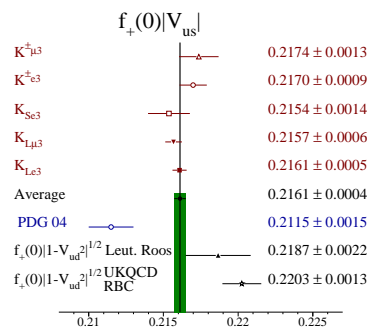


Figure 2. $f_+^{K^0}(0)|V_{us}|$ for the five semileptonic decay modes.

To extract the value of $|V_{us}|$, one needs an estimate of $f_+^{K^0}(0)$. The original calculation of Leutwyler & Roos ²⁶, $f_+^{K^0}(0) = 0.961 \pm 0.008$, has been confirmed recently by lattice QCD calculations ²⁷. A considerable improvement, $f_+^{K^0}(0) = 0.9680 \pm 0.0016$, has been achieved very recently ²⁸. We obtain $|V_{us}| = 0.2249 \pm 0.0019$ using $f_+^{K^0}(0)$ from Ref. ²⁶, or $|V_{us}| = 0.2232 \pm 0.0006$ using $f_+^{K^0}(0)$ from Ref. ²⁸. To test CKM unitarity we use $\delta = |V_{ud}|^2 + |V_{us}|^2 + |V_{ub}|^2 - 1$, with $|V_{ud}| = 0.97377 \pm 0.00027$ ²⁹. We obtain a good agreement with unitarity, $\delta = -0.0012 \pm 0.0010$, using $f_+^{K^0}(0)$ from Leutwyler & Roos ²⁶. A 3σ deviation is found, $\delta = -0.0020 \pm 0.0006$, using the recent calculation for $f_+^{K^0}(0)$ of Ref. ²⁸.

Following the derivation in Section 1.0.2, we evaluate the ratio $|V_{us}|/|V_{ud}|$. We use the KLOE measurement of $K_{\mu 2}^+$, all other experimental inputs from PDG, and $f_K/f_\pi = 1.1983_{-7}^{+17}$ ³⁰. We obtain $|V_{us}|/|V_{ud}| = 0.2294 \pm 0.0026$ in agreement with both values obtained from $K_{\ell 3}$ decays. The interplay of all measurements is shown in Fig.3.

Conclusions

New precise experimental results and lattice calculations allow to test of CKM unitarity at $10^{-3} - 10^{-4}$ level. A deviation of about 3σ ,

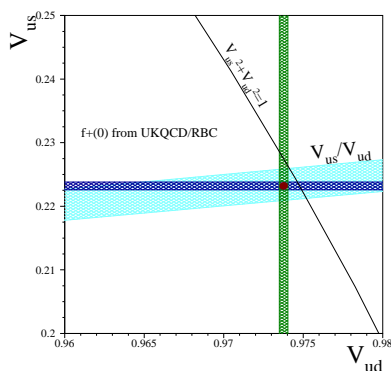


Figure 3. Measurements in the $|V_{us}|-|V_{ud}|$ plane.

found using a new determination of $f_+^{K^0}(0)$, has to be confirmed.

Bibliography

1. Ademollo M, Gatto R. *Phys. Rev. Lett.* 13:264 (1964)
2. Sirlin A, *Rev. Mod. Phys.* 50:573 (1978); *Nucl. Phys. B* 196:83 (1982)
3. Cirigliano V, Neufeld H, Pichl H. *Eur. Phys. J. C* 35:53 (2004)
4. Davies CTH, et al. *Phys. Rev. Lett.* 92:022001 (2004)
5. Marciano WJ, *Phys. Rev. Lett.* 93:231803 (2004)
6. Finkemeier M. *Phys. Lett. B* 387:391 (1996).
7. KLOE Collab. *Phys. Lett. B* 626:15 (2005)
8. KLOE Collab. *Phys. Lett. B* 632:43 (2006)
9. KTeV Collab. *Phys. Rev. D* 70:092006 (2004)
10. NA48 Collab. *Phys. Lett. B* 604:1 (2004)
11. Litov L. *Proc. Int. Conf. High Energy Phys. (ICHEP), 32nd, Beijing, 2004*, Singapore: World Sci., p. 817 (2005)
12. Vosburgh KG, et al., *Phys. Rev. D* 6:1834 (1972)
13. KLOE Collab. *Phys. Lett. B* 636:173 (2006)
14. Particle Data Group, W.-M. Yao et al., *J. Phys. G*3320061.
15. Sher A, et al. *Phys. Rev. Lett.* 91:261802 (2003)
16. Duk V. these proceedings (2006)
17. KEK-E246 Collab. *Phys. Lett. B* 513:311 (2001)
18. KLOE Collab. *Phys. Lett. B* 632:76 (2006)
19. Sciascia B. *Proc. Int. Europhys. Conf. High Energy Phys. (HEP2005), Lisbon, 2005*, PoS(HEP2005)287 (2006)
20. KLOE Collab. *Phys. Lett. B* 579:144 (2004)
21. Usher T, et al. *Phys. Rev. D* 45:3961 (1992)
22. KLOE Collab. *Phys. Lett. B* 636:166 (2006)
23. KTeV Collab. *Phys. Rev. D* 70:92007 (2004)
24. Yushchenko OP, et al. *Phys. Lett. B* 589:111 (2004); Yushchenko OP, et al. *Phys. Lett. B* 581:31 (2004)
25. NA48 Collab. *Phys. Lett. B* 602:41 (2004)
26. Leutwyler H, Roos M. *Z. Phys. C* 25:91 (1984)
27. Bećirević D, et al. *Nucl. Phys. B* 705:339 (2005); Dawson C, et al. (RBC Collab.) *Proc. Int. Symp. Lattice Field Theory, 23rd, Dublin, 2005*, PoS(LAT2005)337 (2005)
28. Antonio, D. J. et al. hep-lat/0610080

29. Marciano WJ, Sirlin A. *Phys. Rev. Lett.* 96:032002 (2006)
30. Bernard, C. et al. hep-lat/0609053.