

Inclusive D^0 Production
in Two-Photon Collisions at LEP

The L3 Collaboration

Abstract

Inclusive D^0 production in two-photon collisions is studied with the L3 detector at LEP, using 683 pb^{-1} of data collected at centre-of-mass energies from 183 to 209 GeV. Differential cross sections are determined as functions of the transverse momentum and pseudorapidity of the D^0 mesons in the kinematic region $1 \text{ GeV} < P_T < 12 \text{ GeV}$ and $|j| < 1.4$. The cross sections $(e^+e^- \rightarrow e^+e^- D^0 X)$ in this kinematical region is measured and the $(e^+e^- \rightarrow e^+e^- ccX)$ cross section is derived. The measurements are compared with next-to-leading order perturbative QCD calculations.

Submitted to Phys. Lett. B

1 Introduction

The measurement of open charm production in two-photon collisions provides a good test of perturbative QCD as the large physical scale set by the charm quark mass is expected to make the perturbative calculations more reliable. At LEP2 energies, the direct and single resolved processes, sketched in Figure 1, are predicted [1] to give comparable contributions to the cross section ($\sigma(e^+e^- \rightarrow cc)$). The contributions to open charm production from soft processes described by the Vector Dominance Model (VDM) and from double resolved processes are expected to be small. The resolved photon cross section is dominated by the photon-gluon fusion process $g \rightarrow cc$. The cross section for open charm production in two-photon collisions therefore depends on the charm quark mass and on the gluonic parton density function of the photon. Measurements of open charm production in untagged two-photon collisions were performed at PEP [2], PETRA [3], TRISTAN [4], and LEP [5-8], where charm quarks were identified by the presence of D mesons, leptons or K_S^0 mesons.

This letter describes the results of a measurement of the $e^+e^- \rightarrow e^+e^- ccX$ cross section at centre-of-mass energies ranging from 183 to 209 GeV. The data sample corresponds to a total integrated luminosity of 683 pb⁻¹ collected with the L3 detector [9] at LEP. Charm quarks are identified by reconstructing $D^{+1)}$ mesons in three decay channels:

$$D^+ \rightarrow D_s^0 + \pi^+ \quad (K^+)_s^+ \quad (1)$$

$$D^+ \rightarrow D_s^0 + \pi^+ \quad (K^+ \pi^0)_s^+ \quad (2)$$

$$D^+ \rightarrow D_s^0 + \pi^+ \quad (K^+ \pi^+)_s^+ : \quad (3)$$

π_s^+ stands for a "slow pion", so called as the kinetic energy release in D^+ decays is only about 6 MeV. Differential cross sections for D^+ production as a function of its transverse momentum P_T and pseudorapidity η are determined together with the visible cross section. This is then extrapolated to derive $\sigma(e^+e^- \rightarrow e^+e^- ccX)$.

The PYTHIA [10] Monte Carlo program is used to model two-photon processes. It simulates events according to the current knowledge of hadronic interactions obtained from pp and p studies. Two Monte Carlo samples are used: one with massless quark matrix elements, and another with matrix elements with a charm quark mass $m_c = 1.35$ GeV. Both direct and resolved diagrams are included in the generation. The resolved processes are generated with the SaS1d photon parton density function [11]. A two-photon luminosity function corresponding to the Equivalent Photon Approximation [12] is used with a cut $Q^2 < m^2$. The L3 detector is simulated with the GEANT package [13] and Monte Carlo events are reconstructed in the same way as the data events. Time dependent detector inefficiencies, as monitored during the data taking period, are also simulated.

2 Event Selection and D^+ Reconstruction

The event selection follows two steps: first, hadronic final states from two-photon collisions are selected, then, D^+ mesons are reconstructed.

¹⁾ Charge conjugate states are assumed to be included.

2.1 Selection of Hadronic Two-Photon Events

Hadronic events are required to contain at least four particles, with at least three charged tracks. A particle is defined as either a track in the central tracker or a calorimetric cluster not associated to a track. The background from $e^+e^- \rightarrow e^+e^- + \gamma\gamma$ and $e^+e^- \rightarrow \mu^+\mu^- + \gamma\gamma$ events is highly suppressed by this requirement. To reject annihilation events, the visible energy has to be less than 80 GeV . The analysis is restricted to events with visible mass $W_{\text{vis}} > 2 \text{ GeV}$, as calculated from tracks and calorimetric clusters, including those from the small angle luminosity monitor. All particles are considered to be pions, except for unattached electromagnetic clusters considered as photons.

An anti-tagging condition is implemented on the scattered electron or positron, by requiring the energy of the most energetic cluster in the forward electromagnetic calorimeter to be less than 0.2 GeV . Only 6% of events in the D^0 signal region are rejected by this criterion. The anti-tagging requirement implies a small virtuality of the interacting photons: $hQ^2 \leq 0.1 \text{ GeV}^2$, as predicted by the PYTHIA Monte Carlo.

This preselection yields $4.6 \cdot 10^6$ events. After applying the above cuts, the contamination from annihilation processes is less than 1%.

2.2 D^0 Reconstruction

The D^0 selection requires events with less than 15 tracks. Tracks are required to have at least 20 hits, a transverse momentum above 0.1 GeV and a distance of closest approach to the interaction point in the transverse plane below 1.5 mm . In addition, photon candidates are selected in the electromagnetic calorimeter as isolated showers with no close tracks. D^0 mesons are selected by first identifying D^0 mesons. Additional criteria reject the combinatorial background, and finally, K^0_S candidates are added. The D^0 candidates are reconstructed from two-track combinations for the channel (1), two-track and two-photon combinations for the channel (2), and four-track combinations for the channel (3). Pion or kaon masses are assigned to the tracks. We define P_K and P_π as the probabilities for the kaon and pion mass hypotheses, calculated from the energy loss, dE/dx , in the tracker. The joint probabilities $P_K P_\pi$ for channels (1) and (2) and $P_K P^1 P^2 P^3$ for channel (3), have to be greater than 0.5% and 0.1% respectively. In addition, for channel (3) the kaon track should satisfy the condition $P_K = P_\pi \cdot 2$. The D^0 candidates for channel (2) are constructed from two neutral clusters in the barrel electromagnetic calorimeter, with energy greater than 50 MeV and effective mass within 20 MeV of the nominal D^0 mass. The transverse momentum of the D^0 candidate with respect to the beam direction must be greater than 400 MeV .

The effective mass of the D^0 candidate in the $K^+ K^0$, $K^+ K^0_S$, or $K^+ \pi^+$ combinations is calculated for channels (1), (2) and (3), respectively. This mass should be within 75 MeV , 50 MeV , or 40 MeV around the nominal D^0 mass, respectively. These different mass intervals are determined by the Monte Carlo D^0 mass resolution and reflect the better transverse momentum resolution for softer tracks and the high precision D^0 reconstruction in the BGO electromagnetic calorimeter.

To reduce the combinatorial background in channel (1), the opening angle between the kaon and the D^0 flight direction has to satisfy the condition $\cos \theta > 0.1$.

A kinematical fit using as constraints the D^0 and K^0 masses is performed for channel (2). The fit probability must be greater than 1%. In addition, the sum of the transverse momenta squared of these particles must exceed 0.9 GeV^2 . Since the decay $D^0 \rightarrow K^+ K^0$ proceeds dominantly through one of the quasi-two-body intermediate states K^{*0} , K^{*+} and K^{*+} [14], the K^{*+}

and K^0 combinations are required to lie within 60 MeV of the $K^*(892)$ mass and the ones within 150 MeV of the ρ mass. This last criterium also holds for channel (3), that proceeds through the K^* state. In addition, for channel (2) we require the helicity angle of an intermediate decay state to satisfy the condition $|\cos \theta| > 0.4$, exploiting the P-wave properties of vector-particle decay into two scalar particles to reject background. The helicity angle is defined as the angle between the direction of a decay product of the vector resonance (K^0 , K^+ or ρ^+) and the direction of the pseudoscalar particle (π^0 , π^+ or K^0) from the D^0 decay, calculated in the intermediate resonance rest frame.

D^0 decay tracks are required to originate near the interaction point. This is enforced by reconstructing a secondary vertex in the transverse plane for channels (1) and (3). The D^0 impact parameter d with respect to the interaction point in the transverse plane must satisfy $d < 0.8 \text{ mm}$ and $d < 0.6 \text{ mm}$ respectively, while the D^0 signed flight distance s should satisfy $0.8 < s < 1.0 \text{ mm}$ and $0.9 < s < 1.1 \text{ mm}$, respectively. No secondary vertex reconstruction is performed for channel (2), but the distance of closest approach of kaon and pion tracks to the interaction point in the transverse plane must be less than 1 mm .

Finally, a slow pion candidate track is added to the combination to form the D^0 candidate. The charge must be opposite to that of the kaon candidate, with a distance of closest approach to the interaction point in the transverse plane less than 4.5 mm .

The mass difference M of the D^+ and D^0 candidates is shown in Figure 2. D^0 mesons are expected to form a peak around 145.4 MeV , while combinatorial background yields a rising distribution, starting at 139.6 MeV , the mass of the charged pion. The reconstructed D^0 signal is clearly observed in all the three decay channels under study. The number of observed D^0 mesons is estimated by a fit to the M spectrum. The background shape is modelled by Monte Carlo and checked using wrong-charge combinations in data, where the charge of the kaon candidate is the same as the charge of the slow pion candidate. The background processes $e^+e^- \rightarrow Z \rightarrow qq$ and $e^+e^- \rightarrow W^+W^- \rightarrow qqqq$ represent less than 0.2% of the sample. The background shape is modelled by a function with two free parameters a and b :

$$f_{\text{bkg}}(M) = a(M - m_\pi)^b; \quad (4)$$

where the background shape parameter b is determined from the $e^+e^- \rightarrow e^+e^-qq$ Monte Carlo. A fit to the M spectrum is performed, using a variable width Gaussian to describe the signal, and the fitted numbers of D^0 mesons N_{obs}^D found in each channel are presented in Table 1.

3 Results

3.1 Differential cross sections

The measured differential cross sections for inclusive D^0 production as a function of its transverse momentum P_T and pseudorapidity η , $d = dP_T$ and $d = d\eta$, are shown in Tables 2 and 3 for the visible region defined by:

$$1 \text{ GeV} < P_T < 12 \text{ GeV} \quad \text{and} \quad |\eta| < 1.4; \quad (5)$$

When evaluating $d = dP_T$, which has a steep dependence on P_T , a correction factor, determined from Monte Carlo, is used to assign the differential cross sections to the centers of the corresponding bins. The selection efficiency is determined with PYTHIA, using the D^+ branching ratios of Reference 14 and assuming a 1:1 mixture [1,7] of direct and single resolved processes. The sources of systematic uncertainty are discussed below and summarised in Table 4:

Selection procedure. The uncertainty is estimated by a variation of the selection criteria. The largest contributions are the cut on the number of tracks (6.0%) and the D^0 mass window (4.6%) for channel (1); the cut on the transverse momentum of the neutral pion (7.8%) and on the sum of transverse momenta (4.3%) for channel (2); the cut on the dE/dx probability (11.5%) and the D^0 mass window (7.5%) for channel (3).

Branching ratios. The uncertainties are taken from Reference 14.

Background. This uncertainty is obtained by changing the background fit function within the uncertainties on its parameters. The range of the fit is also varied.

Ratio of the direct to resolved processes. The selection efficiency is re-evaluated changing the ratio from 1:1 to 3:1 or 1:3.

Monte Carlo statistics.

Trigger efficiency. The trigger efficiency and its uncertainty are determined from the data using a set of independent triggers.

Figures 3 and 4 show the differential cross sections $d\sigma/dp_T$ and $d\sigma/dj_j$. The differential cross sections are compared to next-to-leading order (NLO) perturbative QCD calculations, based on massive matrix elements [15]. In this scheme, the charm quark is not considered to be one of the active flavours inside the photon. The Glück-Reya-Schienbein [16] photon parton density is used in the calculation. The renormalization scale, μ_R , and the factorization scale of the photon structure function, μ_F , are taken as $\mu_R = \mu_F = 2 = m_T = \sqrt{p_T^2 + m_c^2}$, where p_T is the transverse momentum of the charm quark whose mass is $m_c = 1.5 \text{ GeV}$. The calculations are repeated with different renormalization scales separately for the direct and single-resolved contributions as well as with different charm quark masses, in order to estimate the maximal theory prediction uncertainty. The measurements are in agreement with the NLO QCD calculations within the theoretical uncertainties.

3.2 Visible cross section

The visible D^0 production cross section $(e^+e^- \rightarrow e^+e^-D^0X)_{\text{vis}}$ is calculated in the kinematical region (5) as:

$$(e^+e^- \rightarrow e^+e^-D^0X)_{\text{vis}} = \frac{N_{\text{obs}}^D}{L \epsilon_{\text{trig}} \epsilon_{\text{vis}}^D}; \quad (6)$$

where L is the total integrated luminosity. The trigger efficiency ϵ_{trig} and the selection efficiency ϵ_{vis}^D are listed in Table 1 and the number of observed events in Tables 2 and 3. Results for each p_T and b bin are shown in Tables 2 and 3, while the integrated visible cross sections are given in Table 1 for each channel. Averaging over the three channels gives:

$$(e^+e^- \rightarrow e^+e^-D^0X)_{\text{vis}} = 71.2 \pm 5.3 \pm 9.8 \text{ pb};$$

where the first uncertainty is statistical and the second is systematic.

3.3 Total cross section

The total cross section of open charm production is calculated as:

$$(\sigma_{e^+e^- \rightarrow e^+e^- c\bar{c}}) = \frac{(\sigma_{e^+e^- \rightarrow e^+e^- D^+X})_{\text{vis}} + (\sigma_{e^+e^- \rightarrow e^+e^- b\bar{b}X \rightarrow D^+X})_{\text{vis}}}{\epsilon_{\text{tot}}^D 2P(c \rightarrow D^+)}. \quad (7)$$

The probability of a charm quark to hadronize into a D^+ meson, $P(c \rightarrow D^+)$, is equal to 0.241 ± 0.008 [17]. The efficiency ϵ_{tot}^D is a correction factor to extrapolate from the visible D^+ kinematical region (5) to the full phase space. It follows from the calculations of Reference 15 as $\epsilon_{\text{tot}}^D = 0.132^{+0.038}_{-0.043}$. The two-photon $b\bar{b}$ production process also yields D^+ mesons. The cross section of this contribution, $(\sigma_{e^+e^- \rightarrow e^+e^- b\bar{b}X \rightarrow D^+X})_{\text{vis}}$, is estimated from a $e^+e^- \rightarrow e^+e^- b\bar{b}X$ Monte Carlo sample and the measured $(\sigma_{e^+e^- \rightarrow e^+e^- b\bar{b}X})$ cross section [8] as 1.9 ± 0.4 pb. It is subtracted and its uncertainty is included in the systematics.

The total open charm production cross section at the average centre-of-mass energy of 197 GeV is estimated to be:

$$(\sigma_{e^+e^- \rightarrow e^+e^- c\bar{c}}) = (1.12 \pm 0.09 \pm 0.16^{+0.54}_{-0.25}) \cdot 10^3 \text{ pb}:$$

The first uncertainty is statistical and second is systematic. The third uncertainty is that on the extrapolation from the visible phase space region to the full one. It corresponds to the integration [15] of the dotted and dashed lines in Figures 3 and 4. A consistent estimate of this uncertainty is also obtained by comparing the extrapolation factors obtained using different Monte Carlo generators: the massive and massless PYTHIA samples yield extrapolation factors that differ by 24%.

The total inclusive charm production cross section as a function of the e^+e^- centre-of-mass energy is shown in Figure 5 together with our previous measurements [6,8]. The data are compared to the NLO QCD predictions of Reference 1 for the direct process and the sum of direct and resolved processes. In this calculation, the charm quark mass is taken to be 1.3 GeV or 1.7 GeV , and the open charm threshold to be at 3.8 GeV . The resolved process is calculated using the Glück-Reya-Vogt [18] photon parton density function. The renormalization and factorization scales are taken equal to the charm quark mass. The use of the Drees-Graessie [19] parton density function results in a decrease of the cross section of 9% for $m_c = 1.3 \text{ GeV}$ and of 3% for $m_c = 1.7 \text{ GeV}$. Changing the QCD scale from m_c to $2m_c$ decreases the predicted cross section by 30% for $m_c = 1.3 \text{ GeV}$ and 15% for $m_c = 1.7 \text{ GeV}$.

The measured cross section is in good agreement with our previous measurements [6,8] based on lepton tag and with the QCD expectations. The contribution of the single-resolved process is needed to describe the data.

Acknowledgements

We thank S. Frixione, E. Laenen and M. Kramer for providing us with the results of QCD cross section calculations.

References

- [1] M. Drees et al., Phys. Lett. B 306 (1993) 371.
- [2] TPC/Two-Gamma Collab., M. Alston-Gamst et al., Phys. Lett. B 252 (1990) 499.
- [3] JADE Collab., W. Bartele et al., Phys. Lett. B 184 (1987) 288.
TASSO Collab., W. Braunschweig et al., Z. Phys. C 47 (1990) 499.
- [4] TOPAZ Collab., R. Enomoto et al., Phys. Lett. B 328, (1994) 535,
TOPAZ Collab., R. Enomoto et al., Phys. Rev. D 50 (1994) 1879,
TOPAZ Collab., R. Enomoto et al., Phys. Lett. B 341 (1994) 99,
TOPAZ Collab., R. Enomoto et al., Phys. Lett. B 341 (1994) 238,
VENUS Collab., S. Uehara et al., Z. Phys. C 63 (1994) 213,
AMY Collab., T. Aso et al., Phys. Lett. B 363 (1995) 249,
AMY Collab., T. Aso et al., Phys. Lett. B 381 (1996) 372.
- [5] ALEPH Collab., D. Buskulic et al., Phys. Lett. B 355 (1995) 595,
L3 Collab., M. Acciarri et al., Phys. Lett. B 467 (1999) 137,
L3 Collab., M. Acciarri et al., Phys. Lett. B 514 (2001) 19.
- [6] L3 Collab., M. Acciarri et al., Phys. Lett. B 453 (1999) 83.
- [7] OPAL Collab., G. Abbiendi et al., Eur. Phys. J. C 16 (2000) 579.
- [8] L3 Collab., M. Acciarri et al., Phys. Lett. B 503 (2001) 10.
- [9] L3 Collab., B. Adeva et al., Nucl. Instr. Meth. A 289 (1990) 35,
L3 Collab., O. Adriani et al., Phys. Rep. 236 (1993) 1,
M. Acciarri et al., Nucl. Instr. Meth. A 351 (1994) 300,
M. Chemarin et al., Nucl. Instr. Meth. A 349 (1994) 345,
I.C. Brock et al., Nucl. Instr. Meth. A 381 (1996) 236,
G. Basti et al., Nucl. Instr. Meth. A 374 (1996) 293,
A. Adam et al., Nucl. Instr. Meth. A 383 (1996) 342.
- [10] PYTHIA version 5.722 is used.
T. Sjöstrand, Preprint CERN-TH/7112/93 (1993), revised August 1995; Comp. Phys. Comm. 82 (1994) 74.
- [11] G.A. Schuler and T. Sjöstrand, Z. Phys. C 68 (1995) 607; Phys. Lett. B 376 (1996) 193.
- [12] V.M. Budnev et al., Phys. Rep. 15 (1974) 181.
- [13] GEANT version 3.15 is used.
R. Brun et al., Preprint CERN DD/EE/84-1 (1984), revised 1987;
the GHEISHA program, H. Fesefeldt, RWTH Aachen Report PITHA 85/2 (1985), is used to model hadronic interactions.
- [14] D.E. Groom et al., Review of Particle Physics, Eur. Phys. J. C 15 (2000) 1.
- [15] S. Frixione, E. Laenen and M. Kramer, Nucl. Phys. B 571 (2000) 169; J. Phys. G 26 (2000) 723. These calculations are repeated for the kinematical region of our measurement.

- [16] M . G luck, E . Reya and I . Schienbein, Phys. Rev. D 60 (1999) 054019.
- [17] The LEP Collaborations ALEPH, DELPHI, L3, OPAL, the LEP Electroweak Working Group and the SLD Heavy Flavour and Electroweak Groups. Preprint CERN EP/2001-021, (2001).
- [18] M . G luck, E . Reya and A . Vogt, Phys. Rev. D 46 (1992) 1973.
- [19] M . D rees and K . G rassie, Z . Phys. C 28 (1985) 451.

Author List

The L3 Collaboration:

P A chard²⁰ O A drian¹⁷ M A guilar-Benitez²⁴ J A lcaraz^{24;18} G A lem anni²² J A llaby¹⁸ A A loisio²⁸ M G A lviggi²⁸
H A nderhub⁴⁶ V P A ndreev^{6;33} F A nselmo⁹ A A re ev²⁷ T A zem oon³ T A ziz^{10;18} P B agnaia³⁸ A B a j²⁴
G B aksay¹ L B aksay²⁵ S V B aldew² S B anerjee¹⁰ S w B anerjee⁴ A B arczyk^{46;44} R B arillere¹⁸ P B artalin²²
M B asile⁹ N B atalova⁴³ R B attiston³² A B ay²² F B ecattini¹⁷ U B ecker¹⁴ F B ehner⁴⁶ L B ellucci¹⁷ R B erbeco³
J B erdugo²⁴ P B erges¹⁴ B B ertucci³² B L B etev⁴⁶ M B iasini³² M B iglietti²⁸ A B iland⁴⁶ J J B laising⁴ S C B lyth³⁴
G J B obbink² A B ohm¹ L B oldizsar¹³ B B orgia³⁸ S B otta¹⁷ D B ourilkov⁴⁶ M B ourquin²⁰ S B raccini²⁰
J G B ranson⁴⁰ F B rochu⁴ J D B urger¹⁴ W J B urger³² X D C ai¹⁴ M C apell¹⁴ G C ara Rom eo⁹ G C arlino²⁸
A C artacci¹⁷ J C asaus²⁴ F C avallari³⁸ N C avallo³⁵ C C ecchi³² M C errada²⁴ M C ham izo²⁰ Y H C hang⁴⁸
M C hem arin²³ A C hen⁷ G C hen⁷ G M C hen⁷ H F C hen²¹ H S C hen⁷ G C hieffari²⁸ L C ifarelli³⁹ F C indob⁹
I C lare¹⁴ R C lare³⁷ G C oignet⁴ N C olino²⁴ S C ostantini³⁸ B de la C ruz²⁴ S C ucciarelli³² J A van D alen⁹
R de A sm undis²⁸ P D eglon²⁰ J D ebreczeni¹³ A D egre⁴ K D eiters⁴⁴ D della V olpe²⁸ E D em eire²⁰ P D enes³⁶
F D eN otaristefani³⁸ A D e Salvo⁴⁶ M D iem oz³⁸ M D ierckxsens² C D ionisi³⁸ M D ittm ar^{46;18} A D oria²⁸
M T D ova^{11;1} D D uchesneau⁴ B E chenard²⁰ A E line¹⁸ H E lM am oun²³ A Engler³⁴ F J Eppling¹⁴ A E wers¹
P E xtern ann²⁰ M A Falagan²⁴ S Falciano³⁸ A Favara³¹ J Fay²³ O Fedin³³ M Felcini⁴⁶ T Ferguson³⁴ H Fesefeldt¹
E F iandrin³² J H F ield²⁰ F F ilthaut³⁰ P H F isher¹⁴ W F isher³⁶ I F isk⁴⁰ G Forconi⁴ K F reudenreich⁴⁶
C F uretta²⁶ Y u G alaktionov^{27;14} S N G anguli⁰ P G arcia-Abia^{5;18} M G ataullin³¹ S G entile³⁸ S G iagu³⁸
Z F G ong²¹ G G renier²³ O G rim m⁴⁶ M W G nuenewald¹ M G uida³⁹ R van G ulik² V K G upta³⁶ A G urtu¹⁰
L J G utay⁴³ D H aas⁵ R S h H akobyan³⁰ D H atzifotiadou⁹ T H ebbeker¹ A H erve¹⁸ J H irschfelder³⁴ H H ofer⁴⁶
M H ohlmann²⁵ G H olzner⁴⁶ S R H ou⁴⁸ Y H u³⁰ B N J in⁷ L W J ones³ P de J ong² I Josa-M utuberr e⁴ D K afer¹
M K aur⁵ M N K ienzle-Focacci²⁰ J K K im⁴² J K irky¹⁸ W K itte³⁰ A K lim entov^{14;27} A C K onig³⁰ M K opa³³
V K ousenko^{14;27} M K raber⁴⁷ M R W K raem er³⁴ W K renz¹ A K ruger⁴⁵ A K unin¹⁴ P L adron de G uevara²⁴
I L aktineh²³ G L andi⁷ M L ebeau¹⁸ A L ebedev¹⁴ P L ebrun²³ P L ecom te⁴⁶ P L ecoq¹⁸ P L e C outhre⁴⁶
J M L e G o¹⁸ R L eiste⁴⁵ M L evtchenko²⁶ P L evtchenko³³ C L i²¹ S L ikhoded⁴⁵ C H L in⁴⁸ W T L in⁴⁸ F L L inde²
L L ista²⁸ Z A L iu⁷ W L ohmann⁴⁵ E L ongo³⁸ Y S Lu⁷ K L ubelsm eyer¹ C L uci³⁸ L L um inari³⁸ W L ustern ann⁴⁶
W G M a²¹ L M alger²⁰ A M alinin²⁷ C M ana²⁴ D M angeo³⁰ J M ans³⁶ J P M artin²³ F M arzano³⁸ K M azum dar¹⁰
R R M cNeil⁶ S M ele^{18;28} L M emba²⁸ M M eschini¹⁷ W J M etzger³⁰ A M ihul² H M ilbent¹⁸ G M irabelli³⁸ J M nich¹
G B M ohanty¹⁰ G S M uanza²³ A J M M uij² B M usicar⁴⁰ M M usy³⁸ S N agy¹⁶ S N atale²⁰ M N apolitano²⁸
F N essi-Tedaldi⁴⁶ H N ewm an³¹ T N iessen¹ A N isati³⁸ H N owak⁴⁵ R O erzynski⁴⁶ G O rgantini³⁸ C P alom ares¹⁸
D P andoulas¹ P P aolucci²⁸ R P param atti³⁸ G P assaleva¹⁷ S P atricelli²⁸ T P aul¹¹ M P auluzzi³² C P aus¹⁴ F P auss⁴⁶
M P edace³⁸ S P ensotti²⁶ D P erret-G allix⁴ B P etersen³⁰ D P iccolo²⁸ F P ierella⁹ M P iopp³² P A P iroue³⁶
E P istolesi²⁶ V P lyaskin²⁷ M P ohl²⁰ V P oijdaev¹⁷ J P othier¹⁸ D O P roko ev⁴³ D P roko ev³³ J Q uartieri³⁹
G R ahal-C allot⁴⁶ M A R aham an¹⁰ P R aics¹⁶ N R a j¹⁰ R R am elli⁴⁶ P G R ancoita²⁶ R R anieri¹⁷ A R asperez⁴⁵
P R azis²⁹ D R en⁴⁶ M R escigno³⁸ S R eucroft¹¹ S R iem ann⁴⁵ K R iles³ B P R oe³ L R om ero²⁴ A R osca⁸
S R osier-Lees⁴ S R oth¹ C R osenbleck¹ B R oux³⁰ J A R ubio¹⁸ G R uggiero¹⁷ H R ykaczew ski⁴⁶ A S akharov⁴⁶
S Sarem⁴⁶ S S ark ar³⁸ J S alicio¹⁸ E S anchez²⁴ M P S anders³⁰ C S chafer¹⁸ V S chegelsky³³ S S chmidt-K aerst¹
D S chmitz¹ H S chopper⁴⁷ D J S chotanus³⁰ G S chwering¹ C S ciacca²⁸ L S ervoli³² S S hevchenko³¹ N S hivarov⁴¹
V S houtko¹⁴ E S hum ilov²⁷ A S hvorob³¹ T S iedenburg¹ D S on⁴² P S pillantini¹⁷ M S teuer¹⁴ D P S tickland³⁶
B S toyanov⁴¹ A S traessner¹⁸ K S udhakar¹⁰ G S ultanov⁴¹ L Z S un²¹ S S ushkov⁸ H S uter⁴⁶ J D S wain¹¹
Z S zillasi^{25;1} X W T ang⁷ P T arjan¹⁶ L T auscher⁵ L T aylor¹¹ B T ellil²³ D T eyssier²³ C T in m em ans³⁰
S am uel C T ing¹⁴ S M T ing¹⁴ S C T onwar^{10;18} J T oth¹³ C T ully³⁶ K L T ung⁷ J J U bricht⁴⁶ E V alente³⁸ R T V an
de W alle³⁰ V V eszprem i²⁵ G V esztergom bi³ I V etlitsky²⁷ D V icinanza³⁹ G V iertel⁴⁶ S V illa³⁷ M V ivargent⁴
S V lachos⁵ I V odopianov³³ H V ogel³⁴ H V ogt⁴⁵ I V orobiev^{34;27} A A V orobyov³³ M W adhwa⁵ W W allra¹
X L W ang²¹ Z M W ang²¹ M W eber¹ P W ienem ann¹ H W ilkens³⁰ S W ynho³⁶ L X ia³¹ Z Z X u²¹ J Y am am oto³
B Z Y ang²¹ C G Y ang⁷ H J Y ang³ M Y ang⁷ S C Y eh⁴⁹ A n Z alite³³ Y u Z alite³³ Z P Z hang²¹ J Z hao²¹ G Y Z hu⁷
R Y Z hu³¹ H L Z huang⁷ A Z ichichi^{9;18;19} G Z iliz^{25;1} B Z in m em ann⁴⁶ M Z oller¹

- 1 I. Physikalisches Institut, RWTH, D-52056 Aachen, FRG^x
 - III. Physikalisches Institut, RWTH, D-52056 Aachen, FRG^x
 - 2 National Institute for High Energy Physics, NIKHEF, and University of Amsterdam, NL-1009 DB Amsterdam, The Netherlands
 - 3 University of Michigan, Ann Arbor, MI 48109, USA
 - 4 Laboratoire d'Annecy-le-Vieux de Physique des Particules, LAPP, IN2P3-CNRS, BP 110, F-74941 Annecy-le-Vieux CEDEX, France
 - 5 Institute of Physics, University of Basel, CH-4056 Basel, Switzerland
 - 6 Louisiana State University, Baton Rouge, LA 70803, USA
 - 7 Institute of High Energy Physics, IHEP, 100039 Beijing, China⁴
 - 8 Humboldt University, D-10099 Berlin, FRG^x
 - 9 University of Bologna and INFN-Sezione di Bologna, I-40126 Bologna, Italy
 - 10 Tata Institute of Fundamental Research, Mumbai (Bombay) 400 005, India
 - 11 Northeastern University, Boston, MA 02115, USA
 - 12 Institute of Atomic Physics and University of Bucharest, R-76900 Bucharest, Romania
 - 13 Central Research Institute for Physics of the Hungarian Academy of Sciences, H-1525 Budapest 114, Hungary^z
 - 14 Massachusetts Institute of Technology, Cambridge, MA 02139, USA
 - 15 Panjab University, Chandigarh 160 014, India.
 - 16 KLTE-ATOMKI, H-4010 Debrecen, Hungary¹
 - 17 INFN Sezione di Firenze and University of Florence, I-50125 Florence, Italy
 - 18 European Laboratory for Particle Physics, CERN, CH-1211 Geneva 23, Switzerland
 - 19 World Laboratory, FBLJA Project, CH-1211 Geneva 23, Switzerland
 - 20 University of Geneva, CH-1211 Geneva 4, Switzerland
 - 21 Chinese University of Science and Technology, USTC, Hefei, Anhui 230 029, China⁴
 - 22 University of Lausanne, CH-1015 Lausanne, Switzerland
 - 23 Institut de Physique Nucleaire de Lyon, IN2P3-CNRS/Universite Claude Bernard, F-69622 Villeurbanne, France
 - 24 Centro de Investigaciones Energeticas, Medioambientales y Tecnologicas, CIEMAT, E-28040 Madrid, Spain [
 - 25 Florida Institute of Technology, Melbourne, FL 32901, USA
 - 26 INFN-Sezione di Milano, I-20133 Milan, Italy
 - 27 Institute of Theoretical and Experimental Physics, ITEP, Moscow, Russia
 - 28 INFN-Sezione di Napoli and University of Naples, I-80125 Naples, Italy
 - 29 Department of Physics, University of Cyprus, Nicosia, Cyprus
 - 30 University of Nijmegen and NIKHEF, NL-6525 ED Nijmegen, The Netherlands
 - 31 California Institute of Technology, Pasadena, CA 91125, USA
 - 32 INFN-Sezione di Perugia and Universita Degli Studi di Perugia, I-06100 Perugia, Italy
 - 33 Nuclear Physics Institute, St. Petersburg, Russia
 - 34 Carnegie Mellon University, Pittsburgh, PA 15213, USA
 - 35 INFN-Sezione di Napoli and University of Potenza, I-85100 Potenza, Italy
 - 36 Princeton University, Princeton, NJ 08544, USA
 - 37 University of California, Riverside, CA 92521, USA
 - 38 INFN-Sezione di Roma and University of Rome, "La Sapienza", I-00185 Rome, Italy
 - 39 University and INFN, Salerno, I-84100 Salerno, Italy
 - 40 University of California, San Diego, CA 92093, USA
 - 41 Bulgarian Academy of Sciences, Central Lab. of Mechatronics and Instrumentation, BU-1113 Sofia, Bulgaria
 - 42 The Center for High Energy Physics, Kyungpook National University, 702-701 Taegu, Republic of Korea
 - 43 Purdue University, West Lafayette, IN 47907, USA
 - 44 Paul Scherrer Institut, PSI, CH-5232 Villigen, Switzerland
 - 45 DESY, D-15738 Zeuthen, FRG
 - 46 Eidgenossische Technische Hochschule, ETH Zurich, CH-8093 Zurich, Switzerland
 - 47 University of Hamburg, D-22761 Hamburg, FRG
 - 48 National Central University, Chung-Li, Taiwan, China
 - 49 Department of Physics, National Tsing Hua University, Taiwan, China
- x Supported by the German Bundesministerium für Bildung, Wissenschaft, Forschung und Technologie
- z Supported by the Hungarian OTKA fund under contract numbers T 019181, F 023259 and T 024011.
- { Also supported by the Hungarian OTKA fund under contract number T 026178.
- [Supported also by the Comisión Interministerial de Ciencia y Tecnología.
-] Also supported by CONICET and Universidad Nacional de La Plata, CC 67, 1900 La Plata, Argentina.
- 4 Supported by the National Natural Science Foundation of China.

Channel	$(K^+ \pi^+)_{\text{S}}^+$			$(K^+ \pi^0)_{\text{S}}^+$			$(K^+ \pi^+ \pi^+)_{\text{S}}^+$		
$N_{\text{obs}}^{\text{D}}$	245	27		139	18		99	16	
$\epsilon_{\text{trig}}^{\text{D}}, \%$	92.9	0.2		92.1	0.3		89.4	0.2	
$\epsilon_{\text{vis}}^{\text{D}}, \%$	0.61	0.03		0.22	0.02		0.20	0.02	
$\sigma_{\text{vis}}^{\text{D}}, \text{pb}$	63.3	6.7	8.9	100.9	13.0	18.2	81.1	12.5	17.8
$(e^+ e^- \rightarrow e^+ e^- c\bar{c}X), \text{nb}$	1.00	0.11	$0.15^{+0.48}_{-0.22}$	1.59	0.21	$0.31^{+0.77}_{-0.36}$	1.28	0.20	$0.29^{+0.62}_{-0.29}$

Table 1: The number of observed D^0 mesons for the three different channels and the trigger ($\epsilon_{\text{trig}}^{\text{D}}$) and visible ($\epsilon_{\text{vis}}^{\text{D}}$) efficiencies. Visible and total cross sections are also given. The uncertainties on the numbers of reconstructed D^0 mesons and on the efficiencies are statistical. For the cross section values, the first uncertainty is statistical, the second is systematic. The last uncertainty for the total charm cross section corresponds to the extrapolation to the total phase space.

P_{T} (GeV)	$N_{\text{obs}}^{\text{D}}$	$d\sigma/dP_{\text{T}}$ (pb=GeV)			(pb)		
1-2	325-31	54.5	5.3	6.7	54.5	5.3	6.7
2-3	130-17	12.1	1.4	1.4	12.1	1.4	1.4
3-5	72-11	2.9	0.4	0.4	6.7	1.0	1.0
5-12	13-5	0.12	0.05	0.02	1.5	0.6	0.3

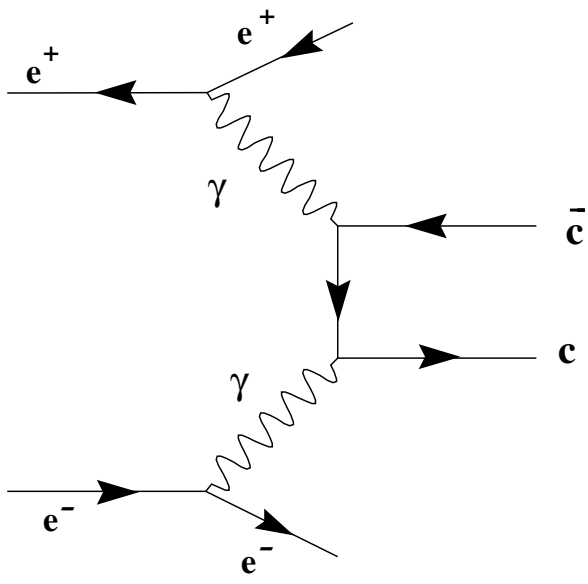
Table 2: Number of observed D^0 mesons $N_{\text{obs}}^{\text{D}}$ and measured D^0 production cross sections in different P_{T} bins for $j j < 1.4$. Differential $d\sigma/dP_{\text{T}}$ cross sections refer to the center of the bin and σ is the integral over the bin.

$j j$	$N_{\text{obs}}^{\text{D}}$	$d\sigma/dj j$ (pb)			(pb)		
0.0-0.4	194-23	49.4	6.0	6.0	19.8	2.4	2.4
0.4-0.8	232-24	60.3	6.0	7.2	24.1	2.4	2.9
0.8-1.4	92-17	39.4	7.2	5.6	23.6	4.3	3.4

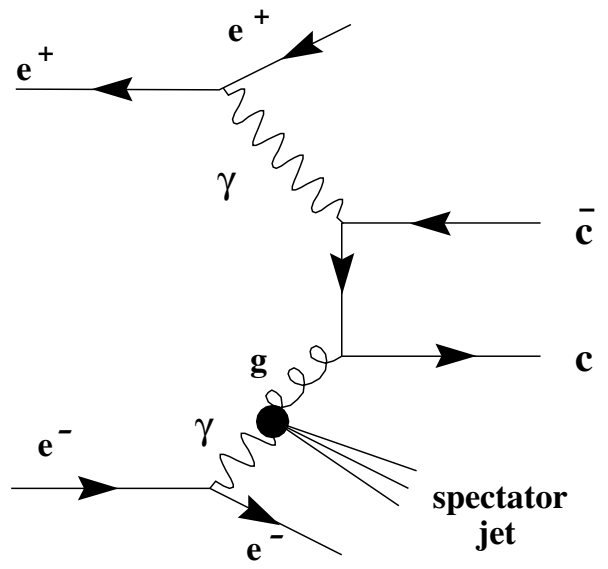
Table 3: Number of observed D^0 mesons $N_{\text{obs}}^{\text{D}}$ and measured D^0 production cross sections for $1 \text{ GeV} < P_{\text{T}} < 12 \text{ GeV}$. Differential $d\sigma/dj j$ cross sections refer to the center of the bin and σ is the integral over the bin.

Source	(K^+) ^+_s	(K^{*0}) ^+_s	(K^+) ^+_s
Selection	7.8	9.9	16.8
Branching Ratio [14]	3.1	7.2	4.9
Fit procedure	6.6	6.6	6.6
Direct/Resolved ratio	8.6	8.6	8.6
Monte Carlo statistics	5.1	9.4	8.7
Trigger efficiency	0.2	0.3	0.2
Systematics visible	14.6	18.9	22.3
$P(c \rightarrow D^+)$	3.1	3.1	3.1
bb contribution	0.6	0.6	0.6
Systematics total	14.9	19.2	22.5

Table 4: Sources of systematic uncertainty in % on the visible D^+ cross section and the total charm cross section. The total systematic uncertainty is calculated by adding all contributions in quadrature.



Direct



Single Resolved

Figure 1: Diagrams contributing to charm production in collisions.

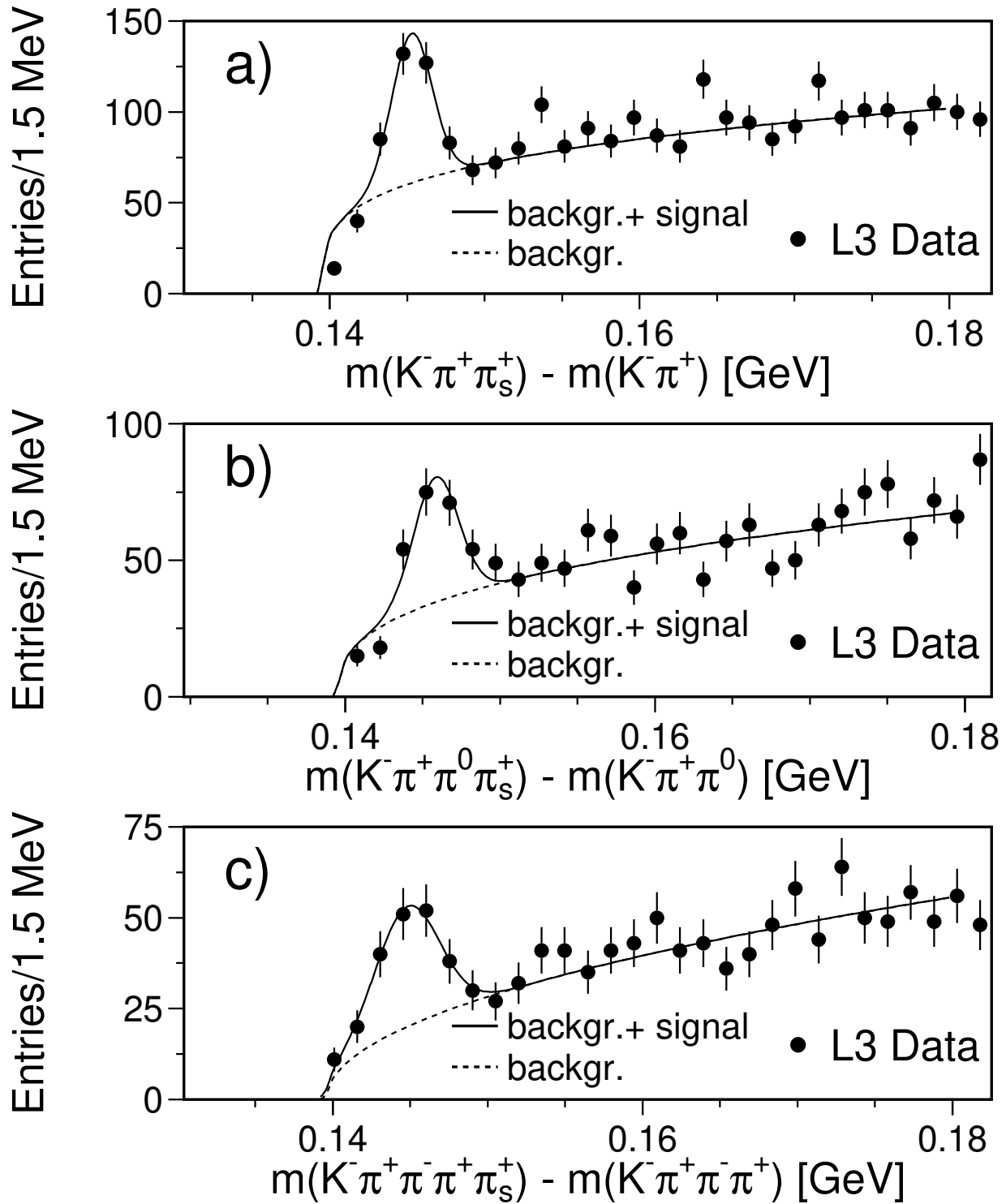


Figure 2: Distribution of the mass difference D^+ and D^0 candidates for D^+ decays into a) $(K^- \pi^+ \pi_s^+)$, b) $(K^- \pi^+ \pi^0 \pi_s^+)$ and c) $(K^- \pi^+ \pi^- \pi^+ \pi_s^+)$. The points are data, the error bars represent statistical uncertainties and the line is the result of the fit to the data points.

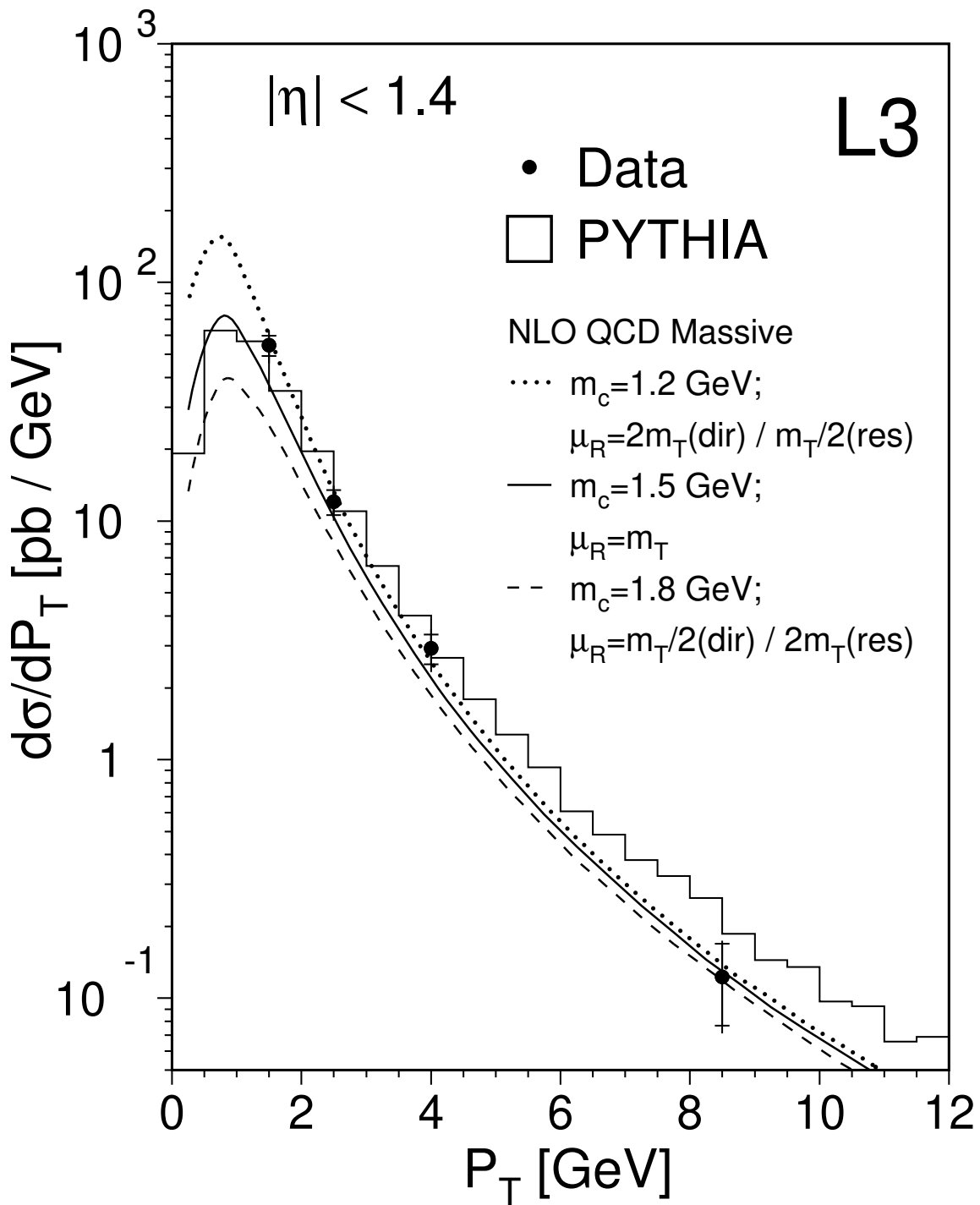


Figure 3: The differential cross section $d\sigma/dP_T$ for inclusive D production. The points are the data, the inner error bars represent the statistical uncertainty. The solid curve represents the NLO QCD calculations [15] with the Glück-Reya-Schienbein [16] parametrization of the parton density of the photon. For the direct (dir) and resolved (res) processes, different values of the renormalisation and factorisation scales μ_R and μ_F , as well as of m_c , are used. The PYTHIA prediction is shown as a histogram.

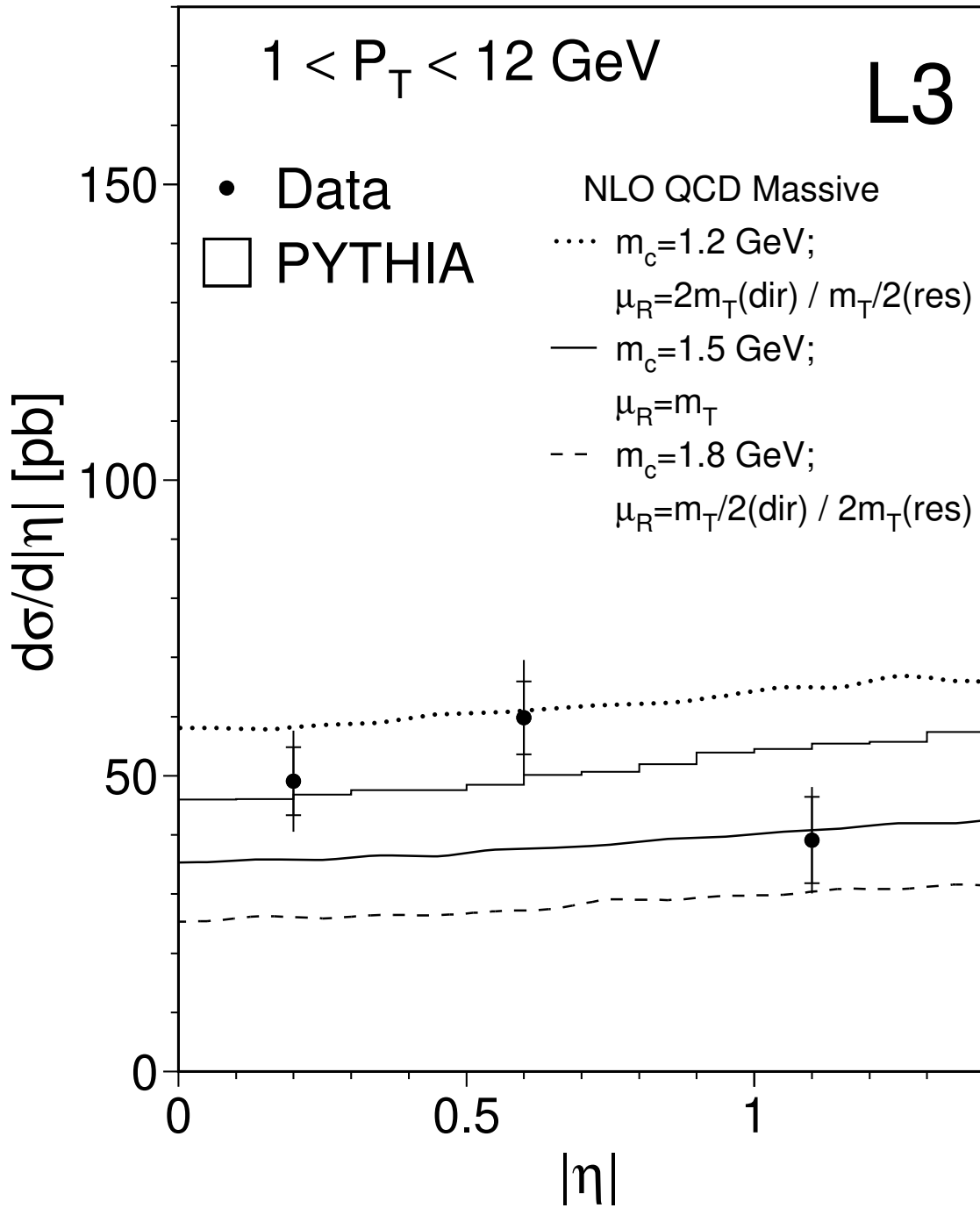


Figure 4: The differential cross section $d\sigma/d|\eta|$ for inclusive D production. The points are the data, the inner error bars represent the statistical uncertainty. The solid curve represents the NLO QCD calculations [15] with the Glück-Reya-Schienbein [16] parametrization of the parton density of the photon. For the direct (dir) and resolved (res) processes, different values of the renormalisation and factorisation scales μ_R and μ_F , as well as of m_c , are used. The PYTHIA prediction is shown as a histogram.

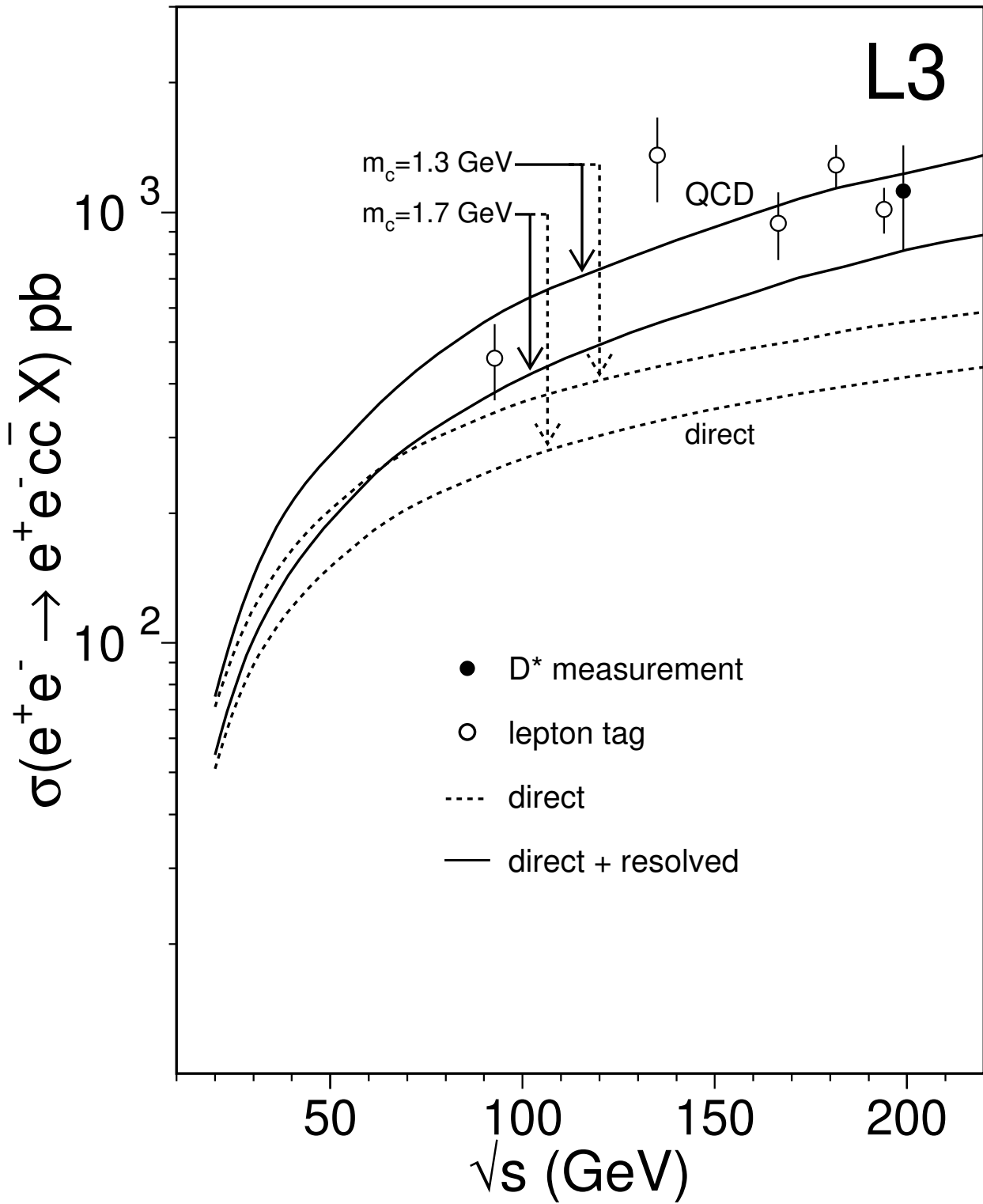


Figure 5: The open charm production cross section in two-photon collisions as a function of the e^+e^- centre-of-mass energy. L3 measurements based on lepton tag [6,8] are plotted as the open circles. The dashed lines correspond to the direct process contribution and the solid lines represent the NLO QCD prediction [1] for the sum of the direct and resolved processes. The effect of different values of m_c is also shown.