

Using the Uncharged Kerr Black Hole as a Gravitational Mirror

Claes R. Cramer

Department of Theoretical Physics,

Lund University ,

Solvegatan 14A

SE-223 62 Lund, Sweden

and

School of Mathematical Sciences,

Queen Mary & Westfield College,

Mile End Road

London E1 4NS, UK

March 23, 2024

Abstract

We extend the study of the possibility to use the Schwarzschild black hole as a gravitational mirror to the more general case of an uncharged Kerr black hole. We use the null geodesic equation in the equatorial plane to prove a theorem concerning the conditions the impact parameter has to satisfy if there shall exist boomerang photons. We derive an equation for these boomerang photons and an equation for the emission angle. Finally, the radial null geodesic equation is integrated numerically in order to illustrate boomerang photons.

1 Introduction

The gravitational field surrounding a black hole can be so severe that photons entering the field will circulate around the black hole once or several times before they either escape to infinity or pass the event horizon. This suggests the possibility of using a black hole as a gravitational mirror in the sense that images are produced when photons return to their emission point. These gravitational mirror effects produced by a Schwarzschild black hole have been studied by W. M. Stuckey [1]. The present paper extends Stuckey's study in the sense that we investigate the possibility of using the uncharged Kerr black hole as a gravitational mirror.

In section 2 we briefly review the Kerr solution. In section 3 we formulate an existence condition for boomerang photons and use this condition in order to prove a theorem related to the corresponding conditions for the impact parameter. Furthermore, we derive an integral equation for boomerang photons and an equation for the emission angle. In section 4 we integrate the radial null geodesic equation in order to illustrate boomerang photons.

2 The Kerr Solution

The Kerr solution is a well-known stationary and axisymmetric solution of Einstein's vacuum field equations. The solution can be taken to represent a rotating charged black hole and the line element, in the case of vanishing charge and with Boyer-Lindquist coordinates, takes the form

$$ds^2 = \frac{1}{\Delta} (dt - a \sin^2 \theta d\phi)^2 - (\frac{1}{\Delta} dr^2 + d\theta^2) - \frac{1}{\sin^2 \theta} (r^2 + a^2) d\phi^2 - 2a dt d\phi \quad (1)$$

where

$$\Delta = r^2 + a^2 \cos^2 \theta; \quad (2)$$

$$r^2 = r^2 - 2M r + a^2; \quad (3)$$

The parameter M is the geometrical mass of the black hole, while a is a parameter defined by

$$a = \frac{J}{M} \quad (4)$$

where J is the total angular momentum of the black hole. It will be assumed throughout the paper that $a \neq 0$ since when a equals zero we recover the Schwarzschild case already treated by W. M. Stuckey [1].

A calculation of the Riemann scalar shows that $\Delta = 0$ represents a ring singularity while $r^2 = 0$ represents singularities arising from the choice of coordinates, see e.g. [2]. The equation

$$\Delta = 0 \quad (5)$$

has the real roots

$$r_{\pm} = M \pm \sqrt{M^2 - a^2} \quad (6)$$

where r_+ represents the event horizon and r_- the Cauchy horizon, see e.g. Chandrasekhar for details [2].

We shall need the null geodesic equation in the equatorial plane, i.e. $\theta = \pi/2$, in our study so we might as well derive it even though the derivation can be found in textbooks. The easiest way to derive the equation is to use a proposition given in Wald which states that the inner product between a Killing vector and a tangent to a geodesic is constant along the geodesic [3]. We associate with this constant a conserved physical quantity. A quick look at the line element immediately reveals that we can take

$$\xi_t^a = (1; 0; 0; 0) \quad (7)$$

and

$$\xi_\phi^a = (0; 0; 0; 1) \quad (8)$$

as Killing vectors representing energy E and angular momentum L . This follows since the metric components are independent of t and ϕ and hence the metric field remains unchanged along the integral curves of the given vectors. Thus for

$$u^a = \frac{dx^a}{d\lambda} \quad (9)$$

where

$$x^a = (t; r; \theta; \phi) \quad (10)$$

we easily find that the constants of motion are given by

$$E = (1 - \frac{2M}{r})\dot{t} + \frac{2Ma}{r}\dot{\phi} \quad (11)$$

$$L = (a^2 + r^2)\dot{\phi} - \frac{2Ma}{r}\dot{t} \quad (12)$$

where λ being a parameter along the photon world line)

$$\dot{t} = \frac{dt}{d\lambda} \quad (13)$$

$$\dot{\phi} = \frac{d\phi}{d\lambda} \quad (14)$$

Using equations (11) and (12) and the null geodesic equation

$$g_{ab}u^a u^b = 0 \quad (15)$$

one finds the following equation for radial null geodesics in the equatorial plane

$$r^2 = E^2 + \frac{2M}{r^3} (L - aE)^2 - \frac{1}{r^2} (L^2 - a^2 E^2) \quad (16)$$

3 Boomerang photons

If an uncharged rotating black hole is to cause mirror images in the equatorial plane there has to exist a possibility for emitted photons to return to their emission point. We shall call such photons boomerang photons or to be more precise we define a n -fold boomerang photon as follows.

Definition

A photon in the equatorial plane, circulating outside the event horizon r_+ n times, where n is a positive integer, before it returns to its emission point $(r_0; \phi_0)$ is called an n -fold boomerang photon.

Using this definition we immediately notice that the following condition has to be satisfied if boomerang photons are to exist.

Condition

A necessary condition for the existence of an n -fold boomerang photon satisfying the initial condition

$$j_0 j \neq 0 \quad (17)$$

is that \underline{r} changes sign for some $r \in [r_+, 1]$. Given this existence condition we now prove the following theorem.

Theorem

If turning points where \underline{r} changes sign exist then the impact parameter D defined by

$$D := \frac{L}{E} \quad (18)$$

has to satisfy

$$D > 6M \cos' \frac{\alpha}{3} \quad (19)$$

or

$$D < 6M \cos\left(\frac{\alpha'}{3} + \frac{2}{3}\right) \quad (20)$$

where

$$\cos' = \frac{a}{M} \quad (21)$$

and

$$0 < a^2 \leq M^2 \quad (22)$$

Proof

If \underline{r} changes sign then it follows from the radial null geodesic equation (16) that the equation

$$f(r; D; a) = r^3 - (D^2 - a^2)r + 2M(D - a)^2 = 0 \quad (23)$$

has to have solutions. We shall only consider real positive roots as being of physical importance. We shall also exclude the case of multiple roots since that corresponds

to non-stable circular curves, as will be explained in section 4.

Using Descartes' rule of signs which states that the number of real positive roots of a polynomial with real coefficients is never greater than the number of sign variations in the sequence of its coefficients and if less always by an even number, see e.g. Uspensky [4] for a proof of this statement, we conclude that equation (23) has none or two real roots if and only if

$$D^2 > a^2: \quad (24)$$

Now, there will be two positive real roots if the discriminant of equation (23), i.e.

$$d = \frac{(y - 2a)^3}{27} (y - 6M \cos' \frac{\gamma}{3}) (y - 6M \cos(\frac{\gamma}{3} + \frac{2}{3})) (y - 6M \cos(\frac{\gamma}{3} + \frac{4}{3})) \quad (25)$$

satisfies the casus irreducibilis inequality

$$d < 0 \quad (26)$$

and if $D^2 > a^2$:

Here we have introduced the symbols

$$y \equiv D + a \quad (27)$$

and

$$\cos' \equiv \frac{a}{M}: \quad (28)$$

This is true since firstly,

$$f(0; D; a) > 0 \quad (29)$$

and secondly, when

$$r \neq 1 \quad (30)$$

then

$$f \neq 1 \quad (31)$$

monotonely for $r < r_{\max} = \sqrt{\frac{1}{3}(D^2 - a^2)}$. Finally, using the casus irreducibilis inequality we immediately conclude that the impact parameter is subject to inequality (19) or (20) 2.

We have so far shown that a necessary condition for the existence of boomerang photons is that inequality (19) or (20) is satisfied. We shall now proceed to derive an equation for boomerang photons.

Assume that an n -fold boomerang photon is emitted at $(r_0; 0)$ in the equatorial plane and that the impact parameter for this photon is D_n . Using equations (11), (12), (16) and

$$\underline{r} = \frac{dr}{d} - \quad (32)$$

then we get

$$\frac{d}{dr} = \frac{\frac{2M}{r} \frac{a}{r} + (1 - \frac{2M}{r}) D_n}{(r^2 - 2M/r + a^2) (1 + \frac{2M}{r^3} (D_n - a)^2 - \frac{1}{r^2} (D_n^2 - a^2))^{1/2}} \quad (33)$$

where the negative sign is taken to represent ingoing photons and the plus sign outgoing photons. If r is emitted towards the black hole and if r_s is a turning point then using equation (33) we find

$$(r_s) = \int_{r_0}^{r_s} dr \frac{\frac{2M}{r} \frac{a}{r} + (1 - \frac{2M}{r}) D_n}{(r^2 - 2M/r + a^2) (1 + \frac{2M}{r^3} (D_n - a)^2 - \frac{1}{r^2} (D_n^2 - a^2))^{1/2}} : \quad (34)$$

Furthermore, if r returns to its emission point then from equation (33)

$$2 - n = \int_{r_s}^{r_0} dr \frac{\frac{2M}{r} \frac{a}{r} + (1 - \frac{2M}{r}) D_n}{(r^2 - 2M/r + a^2) (1 + \frac{2M}{r^3} (D_n - a)^2 - \frac{1}{r^2} (D_n^2 - a^2))^{1/2}} \quad (35)$$

where

$$n = 1; 2; 3; \dots \quad (36)$$

Hence, using equations (34), (35) we get the following elliptic integral for an n -fold boomerang photon

$$2 - n = \int_{r_0}^{r_s} dr \frac{\frac{2M}{r} \frac{a}{r} + (1 - \frac{2M}{r}) D_n}{(r^2 - 2M/r + a^2) (1 + \frac{2M}{r^3} (D_n - a)^2 - \frac{1}{r^2} (D_n^2 - a^2))^{1/2}} \quad (37)$$

where the plus sign follows trivially from an analogous discussion where r is emitted outwards.

Notice that an n -fold boomerang photon changes direction, i.e. from inwards to outwards or conversely, when $r = r_s$. One could solve the above elliptic integral in order to investigate whether or not the inequalities (19) and (20) are sufficient conditions for the existence of boomerang photons. We shall not pursue this question in this paper. Instead we prefer a numerical study in order to illustrate boomerang photons. However, before we consider a numerical illustration of boomerang photons we give an equation for the emission angle. An observer who is emitting photons will measure an angle, say θ between the photon trajectory and the radial direction. The observer is assumed to be at rest at $(r_0; \theta_0)$ in the equatorial plane. This means that

$$d\theta^2 = \frac{1}{r^2} (dr^2 - a^2 dt^2) : \quad (38)$$

If we now use the null geodesic equation and the equation above then we get after some algebra that the emission angle is given by

$$\theta = \arctan \frac{1}{r^2} \frac{1}{(r^2 + a^2)^2 - a^2} \frac{1}{2} \frac{d}{dr} A : \quad (39)$$

4 Numerical considerations

In a Schwarzschild field we can use a black hole to produce ring-shaped mirror images [1]. This is a direct consequence of the spherical symmetry property of a Schwarzschild field. If we consider null geodesics in an axial symmetric space-time such as the Kerr space-time then we cannot be sure of that the geodesics generally remain in a plane. Hence, even if we show that boomerang photons exist in the equatorial plane, we cannot conclude that such photons exist in other planes. Furthermore, even if they exist then we will not be able to produce ring-shaped images since that requires spherical symmetry. In fact, we can conclude that due to the rotation of the Kerr black hole, point images produced by clockwise boomerang photons and counter-clockwise boomerang photons will not be placed symmetrically with respect to the symmetry axis, see figure 1. It might come as a surprise that there is no distortion of the symmetry, i.e. broken reflection symmetry, in the photon orbit. The reason for this is that the photon will feel the same 'gravitational wind' effect whether or not the coordinate position is $(r; \theta)$ or $(r; -\theta)$. This property can also be seen from equations (34), (35) since the right hand side of these two equations are the same.

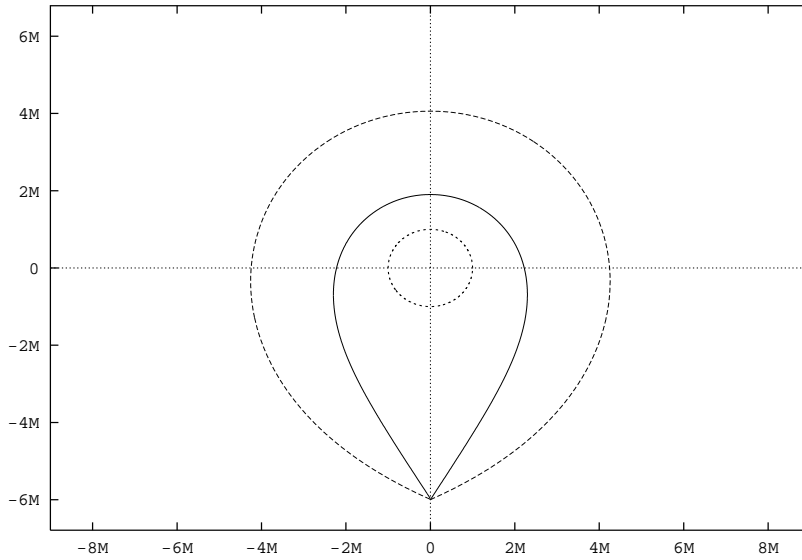


Figure 1: Boomerang photons in an extreme Kerr field. These photons are emitted from $6M$. The photon illustrated as a dashed curve orbits the black hole clockwise. The other photon orbits the black hole counter-clockwise. The inner, dashed circle represents the event horizon and the rotation direction of the black hole is counter-clockwise.

If the impact parameter equals

$$D = 6M \cos \frac{\theta}{3} \quad a \quad (40)$$

or

$$D = 6M \cos \left(\frac{\theta}{3} + \frac{2\pi}{3} \right) \quad (41)$$

then it follows that the real and positive roots of f are equal. We can give this case a physical meaning, if we notice that the value of a double root corresponds to a local minimum of f . Thus, if a photon is emitted at this point with an impact parameter given by one of the equations above it will orbit the black hole in a circular orbit. This orbit we call a photon circle. The photon circle is non-stable since a local minimum of f corresponds to a local maximum in an effective potential. Furthermore, a photon orbiting n -times in a photon circle is by definition a n -fold boomerang photon, but such a photon has to be emitted at a right angle with respect to the radial direction. Now, if an observer that is emitting boomerang photons moves towards the photon circle from infinity he or she will notice as in the Schwarzschild case that the emission angle increases and approaches $\pi/2$ as he reaches the photon circle. Thus, the point images will be spread out as the observer moves towards the photon circle. If the observer continues towards the horizon, the point images appear in the direction opposite the black hole, unless the photon circle coincides with the event horizon as it does in an extreme Kerr field where a equals M , see e.g. figure 2 and table 1.

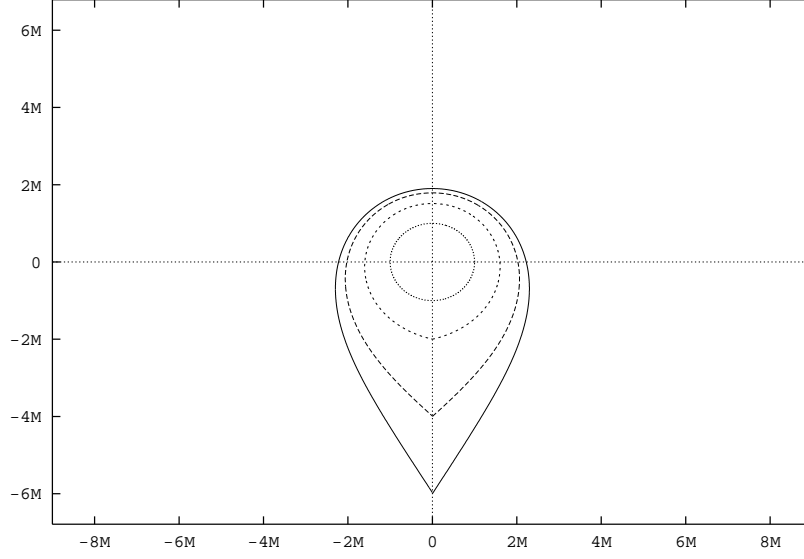


Figure 2: Boom erang photons emitted counter-clockwise in an extreme Kerr field. Notice how the emission angle increases as the emitter moves towards the event horizon, which in this case coincides with the photon circle at M .

$r=M$	j/r	r_{num}/M	D/M	$D=M$
2	$1.252 \cdot 10^{10}$	68.05	2.513	
4	$5.895 \cdot 10^9$	36.76	2.788	
6	$2.513 \cdot 10^8$	26.91	2.900	

Table 1. Numerical results for boom erang photons in an extreme Kerr field. Notice that from equation (40) the critical value of D is $2M$, and that the numerical results for the impact parameter satisfy $D > 2M$.

In all previous figures we have only considered boomerang photons orbiting the black hole once, i.e. the case when the turning angle equals π . We shall now illustrate boomerang photons orbiting the black hole twice before returning to their emission point. From the elliptic integral it follows that a photon orbiting a black hole twice will cross its own curve at $\phi = 0$ and that the turning angle equals 2π , see figure 3.

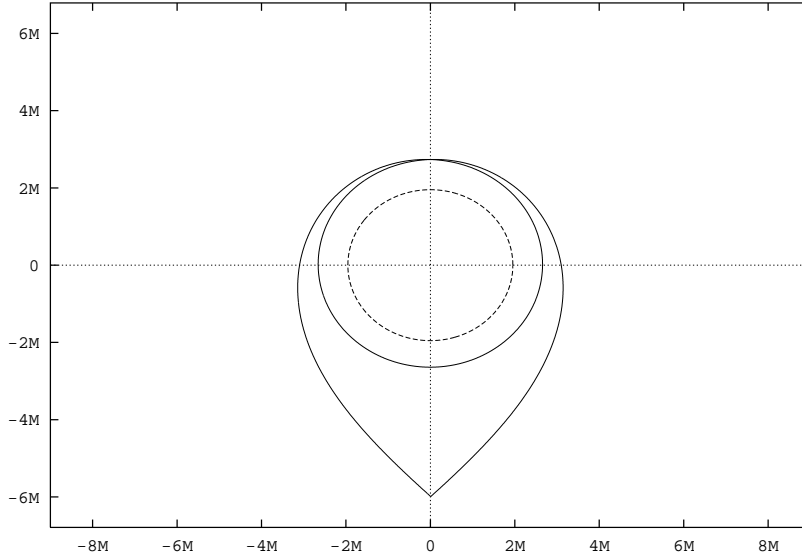


Figure 3: A Boomerang photon orbiting a Kerr black hole twice. The rotation parameter a equals $0.3M$.

The numerical results were obtained using the Runge-Kutta quartic method [5]. The ordinary differential equation solved was

$$\frac{dr}{d\phi} = \frac{1 + \frac{2M}{r^3} (D - a)^2 - \frac{1}{r^2} (D^2 - a^2)^{1/2}}{\frac{2M}{r} + (1 - \frac{2M}{r})D} \quad (42)$$

where the sign was reversed when

$$\underline{r} = 0 \quad (43)$$

Acknowledgement

I have benefited from numerous interactions with my thesis advisor Professor B. E. Y. Svensson while writing this work. Therefore, I would like to express my gratitude to him. I also wish to thank Professor M. A. H. MacCallum for making comments on this revised version of my master thesis work. Finally, I would like to thank research student Jari Hakkinen for helping me with all the subtle problems I have had with the computer.

R e f e r e n c e s

- [1] W . M . Stuckey 1993, The Schwarzschild black hole as gravitational mirror,
Am J Phys. 61 , 448-456
- [2] S . Chandrasekhar 1983 , The mathematical Theory of Black Holes, O U P
- [3] R . M . Wald 1984, General Relativity, C hicago U niversity press
- [4] J . V . Uspensky 1948, Theory of Equations, M cG raw -H ill
- [5] C -E . Froberg 1985, Numerical Mathematics, B enjam in /C um m ings