

Second Order Gauge-Invariant Perturbations during Inflation

F. Finelli^{1,2,3}

¹ INF/IASF-BO, Istituto di Astrofisica Spaziale e Fisica Cosmica di Bologna
Istituto Nazionale di Astrofisica
Via Gobetti 101, I-40129 Bologna, Italy

² INF/OAB, Osservatorio Astronomico di Bologna
Istituto Nazionale di Astrofisica
Via Ranzani 1, I-40127 Bologna, Italy and

³ INFN, Sezione di Bologna, Via Imerio 46, I-40126 Bologna, Italy

G. Marozzi^{4,y}, G. P. Vacca^{4,z} and G. Venturi^{4,x}

⁴ Dipartimento di Fisica,
Università degli Studi di Bologna and INFN,
via Imerio 46, I-40126 Bologna, Italy

The evolution of gauge invariant second-order scalar perturbations in a general single field inflationary scenario are presented. Different second order gauge invariant expressions for the curvature are considered. We evaluate perturbatively one of these second order curvature fluctuations and a second order gauge invariant scalar field fluctuation during the slow-roll stage of a massive chaotic inflationary scenario, taking into account the deviation from a pure de Sitter evolution and considering only the contribution of super-Hubble perturbations in mode-mode coupling. The spectra resulting from their contribution to the second order quantum correlation function are nearly scale-invariant, with additional logarithmic corrections with respect to the first order spectrum. For all scales of interest the amplitude of these spectra depends on the total number of e-folds. We find, on comparing first and second order perturbation results, an upper limit to the total number of e-folds beyond which the two orders are comparable.

I. INTRODUCTION

One of the observational arguments supporting inflation is the evidence of nearly scale-invariant primordial adiabatic fluctuations with a mostly gaussian spectrum, as shown by COBE [1] and WMAP [2, 3]. In its simplest realizations, adiabatic cosmological fluctuations are simply related to linear fluctuations of the inflaton generated during the accelerated stage: such fluctuations have a gaussian spectrum.

Non-linear fluctuations inevitably carry a δ^2 -squared distribution, which may contribute to non-gaussianities in the 3-D power spectrum and in CMB anisotropies depending on the amplitude and spectrum of these non-linearities (see [4] for a review). A study of fluctuations beyond the linear level is therefore interesting not only for the issue of the stability of inflationary dynamics, but also because of its connection with the predictions of non-gaussianities in the matter power spectrum and in CMB anisotropies. Even in absence of non-linearity in the potential for the scalar field, the generality of intrinsic non-gaussianities is guaranteed by the non-linearity of the Einstein equations, a fact which has motivated a great interest both from the theoretical and observational point of view [4]. Our choice of calculating the intrinsic non-gaussianities for a free massive inflationary model is therefore a case of primary interest, since in such a case the whole non-linear sector is given by gravity.

In this paper we shall focus on the perturbative evaluation of second order gauge-invariant (GI henceforth) curvature fluctuations. For this purpose we discuss different second order GI measures of curvature perturbations (see also [5, 6, 7, 8, 9, 10, 11]), which to first order coincide with the curvature on flat slicing hypersurfaces. We then compute the correlation function for different second order GI variables, finding, for all scales of interest, a growth in the spectrum amplitude as the total number of e-folds which inflation lasted increases. A dependence on the total number of e-folds was also found for the production of test scalar fields with a mass smaller than that of the inflaton [12].

Electronic address: nelli@iasfbo.inaf.it

^yElectronic address: marozzi@bo.infn.it

^zElectronic address: vacca@bo.infn.it

^xElectronic address: amitage@bo.infn.it

The paper is organized as follows. We present the formalism and different gauge-invariant measures of curvature perturbations in section II. In sections III and IV we evaluate the quantum correlators for different second order G I variables with both analytical and numerical methods. We conclude in section V and in appendices A e B we add useful technical formulae for gauge transformations and for the analytical results given in section III.

II. GENERAL CURVATURE PERTURBATION

Let us consider inflation in a flat universe driven by a classical minimally coupled scalar field with a potential $V(\phi)$ and follow the notation in [13]. The action is given by:

$$S = \int d^4x \mathcal{L} = \int d^4x \left[-\frac{1}{2} g^{\mu\nu} \partial_\mu \phi \partial_\nu \phi - V(\phi) \right] \quad (1)$$

where \mathcal{L} is the Lagrangian density and we shall study the chaotic model $V(\phi) = \frac{m^2}{2} \phi^2$ [14] (see [15] for a second order calculation in a different inflationary model). We shall consider, up to second order in the fluctuations, both the inflation:

$$(t; \mathbf{x}) = (t) + \delta(t; \mathbf{x}) + \delta^{(2)}(t; \mathbf{x})$$

and the metric of a flat universe ($ds^2 = g_{\mu\nu} dx^\mu dx^\nu$):

$$\begin{aligned} g_{00} &= -1 - 2\delta^{(2)} \\ g_{0i} &= \frac{a}{2} \dot{h}_{ij} + \delta^{(2)}_{0i} \\ g_{ij} &= a^2 \left(\delta_{ij} + 2\delta^{(2)}_{ij} + D_{ij} E + E^{(2)}_{ij} \right); \end{aligned} \quad (2)$$

where $D_{ij} = \partial_i \partial_j - \frac{1}{3} r^2 \delta_{ij}$. As is clear from the above we limit ourselves to the scalar sector of metric perturbations, neglecting vector and tensor perturbations.

In the above formulation the gauge is not fixed, and one can eliminate two scalar functions among the four metric coefficients and the inflation fluctuation. We wish to extend to second order the G I potential for the curvature perturbation. For this purpose, let us note that to first order the so called curvature (potential) perturbation is given by

$$\zeta = -\frac{1}{6} r^2 E \quad (3)$$

and this quantity is not G I (for the general gauge transformation see appendix A). We now consider the comoving slicing [16], which is defined to be the slicing orthogonal to the worldlines of comoving observers: they are free-falling and the expansion defined by them is isotropic. That is the observers do not measure any flux of energy ($T^0_i = 0$) and for the universe under consideration this corresponds to having $\delta' = 0$. The transformation from a general slicing to a comoving slicing with $\delta' = 0$ is:

$$\zeta_{\text{com}} = \delta' - \frac{0}{(1)} = 0! \quad \frac{0}{(1)} = \frac{\delta'}{a} \quad (4)$$

and one obtains

$$R^{(1)} = \zeta_{\text{com}} = \frac{H}{a} \delta' + \frac{1}{6} r^2 E; \quad (5)$$

which is the first order G I comoving curvature (potential) perturbation.

To second order the situation is more involved due to the presence of terms quadratic in the first order. We are interested in the definition of G I quantities including second order. Their construction is not unique and we shall therefore construct three different G I second order curvature (potential) perturbations.

with

$$C_{ij} = \gamma_{ij}^{(2)} + \frac{1}{2} D_{ij} E + E^{(2)} : \quad (10)$$

In our notations the intrinsic curvature is:

$$\begin{aligned} {}^{(3)}R &= {}^{(3)}R^{(1)} + {}^{(3)}R^{(2)} \\ &= \frac{4}{a^2} r^2 + \frac{1}{6} r^2 E + \frac{4}{a^2} r^2 \gamma^{(2)} + \frac{1}{6} r^2 E^{(2)} + 4 \gamma^{(2)} + \frac{1}{6} r^2 E r^2 + \frac{1}{6} r^2 E \\ &\quad + \frac{3}{2} \partial^i \gamma_{ij} + \frac{1}{6} r^2 E \partial_i \gamma_{ij} + \frac{1}{6} r^2 E \frac{1}{2} r^2 E r^2 + \frac{1}{6} r^2 E \\ &\quad + \frac{1}{2} \partial^i \partial^j E \partial_i \partial_j + \frac{1}{6} r^2 E \frac{1}{2} \partial^i \gamma_{ij} + \frac{1}{6} r^2 E \partial_i r^2 E + \frac{1}{16} \partial^i r^2 E \partial_i r^2 E \\ &\quad + \frac{1}{16} \partial^i \partial^j \partial^k E \partial_i \partial_j \partial_k E : \end{aligned} \quad (11)$$

Instead of using Eq. (6), we now consider the potential $\hat{c}^{(2)}$ of the intrinsic curvature to second order ${}^{(3)}R^{(2)}$, given by ${}^{(3)}R^{(2)} = \frac{4}{a^2} r^2 \hat{c}^{(2)}$. We then obtain the comoving G I expression by going from a general slicing to a comoving slicing:

$$\begin{aligned} R_C^{(2)} &= \gamma^{(2)} + \frac{H}{a} \gamma^{(2)} + \frac{1}{6} r^2 E^{(2)} - \frac{1}{2} \gamma^{(2)} - 2H \frac{H}{a} \gamma^{(2)} + \frac{H^2}{a^2} \gamma^{(2)} + \frac{H}{a} \gamma^{(2)} \\ &\quad + \frac{1}{6a^2} \frac{1}{a^2} \partial^i \gamma_{ij} \partial_i \gamma_{ij} + \frac{1}{2} r^2 \gamma^{(2)} + \frac{1}{6a} \partial^i \gamma_{ij} \partial_i \gamma_{ij} + \frac{1}{2} r^2 \gamma^{(2)} + \frac{1}{4} \frac{\partial^i \partial^j}{r^2} \gamma_{ij} \gamma_{ij} - 2H \frac{1}{a} D_{ij} \gamma_{ij} \\ &\quad - \frac{1}{a} D_{ij} \gamma_{ij} + \frac{1}{a^2} \frac{1}{a^2} D_{ij} \gamma_{ij} + \frac{1}{2a} \frac{1}{a} (D_{ij} \gamma_{ij} + D_{ij} \gamma_{ij}) + \frac{1}{r^2} \gamma^2 + \frac{1}{6} r^2 E + \frac{H}{a} \gamma^{(2)} \\ &\quad + r^2 \gamma^{(2)} + \frac{1}{6} r^2 E + \frac{H}{a} \gamma^{(2)} + \frac{3}{2} \partial^i \gamma_{ij} + \frac{1}{6} r^2 E + \frac{H}{a} \gamma^{(2)} \partial_i \gamma_{ij} + \frac{1}{6} r^2 E + \frac{H}{a} \gamma^{(2)} \\ &\quad + \frac{1}{2} r^2 E r^2 + \frac{1}{6} r^2 E + \frac{H}{a} \gamma^{(2)} + \frac{1}{2} \partial^i \partial^j E \partial_i \partial_j + \frac{1}{6} r^2 E + \frac{H}{a} \gamma^{(2)} \\ &\quad + \frac{1}{2} \partial^i \gamma_{ij} + \frac{1}{6} r^2 E + \frac{H}{a} \gamma^{(2)} \partial_i r^2 E + \frac{1}{16} \partial^i r^2 E \partial_i r^2 E \\ &\quad + \frac{1}{16} \partial^i \partial^j \partial^k E \partial_i \partial_j \partial_k E \end{aligned} \quad (12)$$

D. Comparison among curvature perturbations in the long-wavelength limit

The preceding three expressions undergo a considerable simplification in the long-wavelength limit. For large scales we obtain:

$$R_A^{(2)} = \gamma^{(2)} + \frac{H}{a} \gamma^{(2)} - \frac{1}{2} \gamma^{(2)} - 2H \frac{H}{a} \gamma^{(2)} + \frac{H^2}{a^2} \gamma^{(2)} + \frac{H}{a} \gamma^{(2)} \quad (13)$$

$$R_B^{(2)} = \gamma^{(2)} + \frac{H}{a} \gamma^{(2)} + \frac{1}{2} 2H^2 + H \frac{H}{a} \gamma^{(2)} - 2H \gamma^{(2)} + \frac{H}{a} \gamma^{(2)} \quad (14)$$

$$\begin{aligned} R_C^{(2)} &= \gamma^{(2)} + \frac{H}{a} \gamma^{(2)} - \frac{1}{2} \gamma^{(2)} - 2H \frac{H}{a} \gamma^{(2)} + \frac{H^2}{a^2} \gamma^{(2)} + \frac{H}{a} \gamma^{(2)} \\ &\quad + \frac{1}{r^2} \gamma^2 + \frac{H}{a} \gamma^{(2)} r^2 + \frac{H}{a} \gamma^{(2)} + \frac{3}{2} \partial^i \gamma_{ij} + \frac{H}{a} \gamma^{(2)} \partial_i \gamma_{ij} + \frac{H}{a} \gamma^{(2)} \end{aligned} \quad (15)$$

in this limit the difference between $R_A^{(2)}$ and $R_B^{(2)}$ is given by [9]:

$$R_B^{(2)} - R_A^{(2)} = \frac{1}{2} \frac{R^{(1)} + 2H R^{(1)2}}{2H^2 + H - H_-} : \quad (16)$$

Let us note that, as for the first order $R^{(1)}$, $R_A^{(2)}$ also is constant in time in this limit [8, 9].

Further on using different parametrizations of the metric many other gauge invariant quantities can be constructed. For example from [11] one can define another variable $R_{LR}^{(2)}$, which is related to $R_A^{(2)}$ on large scales by

$$R_A^{(2)} = R_{LR}^{(2)} - R^{(1)2} : \quad (17)$$

We also consider $R_C^{(2)}$ since it is directly related to a geometrical quantity: the intrinsic 3-curvature.

III. LONG-WAVELENGTH SECOND ORDER CURVATURE PERTURBATIONS IN UCG

As in one of our previous papers on back-reaction [13], we choose to work in the uniform curvature gauge (UCG), which can be generalized straightforwardly to second order through the conditions: $\delta\phi = \delta\phi^{(2)} = 0$ and $E = E^{(2)} = 0$. In this gauge, the evolution equation for inhomogeneities is regular also during the coherent oscillation of the scalar field [17]. In the UCG and in the long wavelength limit we have, for the given second order curvature perturbation potentials, the following results:

$$R_A^{(2)} = \frac{H}{-} \delta^{(2)} - \frac{H}{-2} \delta'^2 + \frac{H^2}{-2} \delta'^2 - \frac{1}{2H^2} + \frac{1}{2H -} \quad ! \quad (18)$$

$$R_B^{(2)} = \frac{H}{-} \delta^{(2)} + \frac{1}{2} (2H^2 + H - H_-) \delta'^2 - \frac{H^2}{-2} \delta'^2 \quad ! \quad (19)$$

$$R_C^{(2)} = \frac{H}{-} \delta^{(2)} - \frac{H}{-2} \delta'^2 + \frac{H^2}{-2} \delta'^2 - \frac{1}{2H^2} + \frac{1}{2H -} + \frac{1}{r^2} (4 \frac{H^2}{-2} r'^2 + \frac{3H^2}{2 -2} \partial^i \partial_i) : \quad (20)$$

On subtracting the average of the quadratic piece (in order to also have a zero average for the non-linear piece), it is useful to introduce the parameter of nonlinearity f_{NL} [11]:

$$R = R_L + \frac{3}{5} f_{NL} R_L^2 - \langle R_L^2 \rangle \quad (21)$$

where R_L is the Gaussian part of R (that is the first order part $R^{(1)}$). Using the first order comoving curvature perturbation together with the first two second order definitions given in Eqs. (18), (19), we obtain for a $\frac{m^2}{2} \delta^2$ chaotic inflation and using the approximation $\delta' = \frac{H}{H} \delta'$ and Eq.(47), to leading order in the slow-roll parameter $\epsilon = \frac{H}{H^2}$, the following results for f_{NL} :

$$f_{NL}^A = \frac{5}{3}$$

$$f_{NL}^B = \frac{5}{6} :$$

Let us note that we cannot evaluate f_{NL}^C in analogy with [11] because the non-local terms are not subleading in the long-wavelength approximation.

In the next two sections we proceed with the evaluation of the spectrum of the non-linear corrections to the curvature R_A and of the second order G I field fluctuation $Q^{(2)}$ defined in [18]. The evaluation of the quantum correlator of

second-order G I variables (see also [19]) involves a sum over momenta, which is plagued by ultraviolet divergencies. The adiabatic subtraction used in the calculation of the finite part of energy and pressure of fluctuations [12, 13] is roughly equivalent to only considering super-Hubble fluctuations. Motivated by this analogy we shall also use this criterium in the present case: all the integrals which follow have the physical Hubble radius as an upper limit of integration. The same integrals also need a lower limit of integration which defines the region of nearly scale invariant (red tilted) spectra generated by inflation: we choose this lower limit of integration, a comoving momentum k' , of order of the Hubble rate when inflation begins, H_0 , as previously found in analytical [20] and numerical investigation [12] (see also [21]). At the present state of our knowledge (i.e. without any theoretical input for the choice of k'), we believe that this is a natural choice as compared to considering k' of the order of the present comoving Hubble radius as is done in [22]. From now on we shall restrict ourselves to the slow-roll stage of $\frac{m^2}{2} \ll 2$ chaotic inflation, during which $H - k' m^2 = 3$ holds.

A . Analytic Evaluation of curvature $R_A^{(2)}$

Within the above approximation from eq.(18), to leading order in the slow-roll parameter and using Eq.(28) of our [13], one obtains

$$\frac{H}{-}^{(2)} = R^{(1)2} \quad (22)$$

and

$$R_A^{(2)} = R^{(1)2} [1 + O(\epsilon)] : \quad (23)$$

From the above equation and Eq. (17) it is evident that R_{LR} is of order a slow-roll parameter times the square of the first-order perturbation.

Let us consider the quantum correlation function for this second order gauge invariant variable

$$\begin{aligned} \langle 0 | \mathcal{R}_A^{(2)}(x) \mathcal{R}_A^{(2)}(y) | 0 \rangle &= (1 + O(\epsilon)) \langle 0 | \mathcal{R}^{(1)}(x)^2 \mathcal{R}^{(1)}(y)^2 | 0 \rangle \\ &+ \frac{H^4}{-4} \langle 0 | j''(t; x))^2 (j''(t; y))^2 | 0 \rangle : \end{aligned} \quad (24)$$

The quantized scalar field variable ϕ is given by

$$\phi(t; x) = \frac{1}{(2\pi)^{3/2}} \int d^3k \left[\phi_k(t) e^{ik \cdot x} \hat{a}_k + \phi_k^*(t) e^{-ik \cdot x} \hat{a}_k^\dagger \right] \quad (25)$$

in the slow-roll approximation and on large scales (but $k < 2H_0$) we consider [13]

$$\phi_k(t) = \frac{i H(t_k)^2}{H} \frac{1}{2k^3} ; \quad (26)$$

with

$$H(t_k) = H_0 \left(1 - 2 \ln \frac{k}{H_0} \right)^{1/2} \quad (27)$$

which is the Hubble parameter when the fluctuations crosses the horizon and $t_0 = 0$ ($t = 0$). The power spectrum of first order curvature perturbation, at large scales and in the UCG, is therefore:

$$P_{R^{(1)}}(k) = \frac{k^3}{2^2} \langle \mathcal{R}_k^{(1)} \rangle^2 = \frac{k^3 H^2}{2^2} \langle j_k(t) \rangle^2 = \frac{3}{8^2} \frac{H(t_k)^4}{m^2 M_{pl}^2} : \quad (28)$$

It is important to note that by using the expression (27) for $H(t_k)$ we obtain a power spectrum of curvature perturbations in (28) having the correct value to leading order of the spectral index and exhibiting running during slow-roll.

The physical content of the correlation function for $R_A^{(2)}$ is conveniently described by the power spectrum associated with its Fourier transform

$$\langle R_A^{(2)}(\mathbf{x}) R_A^{(2)}(\mathbf{y}) \rangle = \frac{1}{(2\pi)^3} \int d^3k e^{i\mathbf{k} \cdot (\mathbf{x} - \mathbf{y})} \mathcal{P}_{A,k}^{(2)}(t) \quad (29)$$

which becomes, using Eq.(24)

$$\begin{aligned} \langle R_A^{(2)}(\mathbf{x}) R_A^{(2)}(\mathbf{y}) \rangle &= \frac{H^4}{4H^2 M_{pl}^4} \frac{1}{(2\pi)^6} \int d^3k_1 d^3k_2 \frac{H(t_{k_1})^4}{k_1^3} \frac{H(t_{k_2})^4}{k_2^3} \frac{1}{2H^4} (aH - k_1) \\ &\quad (aH - k_2) (k_1 - l) (k_2 - l) \exp^{i(k_1 + k_2) \cdot (\mathbf{x} - \mathbf{y})} + \int d^3k_1 d^3k_2 \frac{H(t_{k_1})^4}{k_1^3} \frac{H(t_{k_2})^4}{k_2^3} \frac{1}{4H^4} \\ &\quad (aH - k_1) (aH - k_2) (k_1 - l) (k_2 - l) g; \end{aligned} \quad (30)$$

where we have considered only modes which are super-Hubble, but greater than comoving infrared cut-off, using the Heaviside functions. We can perform a Fourier transform with respect to $\mathbf{r} = \mathbf{x} - \mathbf{y}$ of Eq.(30) and obtain

$$\begin{aligned} \mathcal{P}_{A,p}^{(2)}(t) &= \frac{H^4}{4H^2 M_{pl}^4} \frac{1}{(2\pi)^3} \int d^3k \frac{H(t_k)^4}{k^3} \frac{H(t_{p-k})^4}{p-k} \frac{1}{2H^4} (aH - k) (aH - p - k) \\ &\quad (k - l) (p - k - l) + (2\pi)^{-3} \langle p \rangle \mathcal{Q}_0 \end{aligned} \quad (31)$$

where

$$\mathcal{Q}_0 = \frac{H^4}{4H^2 M_{pl}^4} \frac{1}{(2\pi)^6} \int d^3k_1 d^3k_2 \frac{H(t_{k_1})^4}{k_1^3} \frac{H(t_{k_2})^4}{k_2^3} \frac{1}{4H^4} (aH - k_1) (aH - k_2) (k_1 - l) (k_2 - l); \quad (32)$$

For $p \neq 0$ and on evaluating the integral in Eq.(31) to leading order and in the momentum window given by the condition $l < p < a(t)H(t)$ one obtains the expression:

$$\mathcal{P}_{A,p}^{(2)}(t) = \frac{1}{32\pi^2 M_{pl}^4} \frac{H_0^4}{p^3} \left(\sum_{i=0}^3 A_i \ln \frac{p}{l}^i + g \frac{1}{p} + h \frac{p}{a(t)H(t)} \right) \quad (33)$$

which is time independent in our approximation. The coefficients A_i are given in appendix B, $g \frac{1}{p} = 0$ $\ln \frac{p}{l}^2 \frac{1}{p}$

and $h \frac{p}{a(t)H(t)} = 0$ $\ln \frac{a(t)H(t)}{p}^4 \frac{p}{a(t)H(t)}$.

Substituting for the coefficients A_i we obtain the following result:

$$\begin{aligned} \mathcal{P}_{A,p}^{(2)} &= \frac{1}{32\pi^2 M_{pl}^4} \frac{1}{p^3} \left(2.8405 \frac{1}{H} H(t_p)^6 + 19.3975 H(t_p)^4 - 14.9341 H H(t_p)^2 + 9.7273 H^2 + 4 \frac{1}{H^2} H(t_p)^8 \right. \\ &\quad \left. \ln \frac{p}{l} + 16 H(t_p)^4 \ln \frac{p}{l}^2 + \frac{16}{3} H(t_p)^4 \ln \frac{p}{l}^3 + g \frac{1}{p} + h \frac{p}{a(t)H(t)} \right); \end{aligned} \quad (34)$$

On taking only the leading term for the coefficients of the different powers in $\ln(p=l)$, we obtain:

$$\begin{aligned} \mathcal{P}_{A,p}^{(2)} &= \frac{1}{32\pi^2 M_{pl}^4} \frac{H(t_p)^4}{p^3} \left(8.5215 \frac{H(t_p)^2}{m^2} + 36 \frac{H(t_p)^4}{m^4} \ln \frac{p}{l} + 16 \ln \frac{p}{l}^2 + \frac{16}{3} \ln \frac{p}{l}^3 \right) \\ &= \frac{1}{24\pi^2} \mathcal{P}_p^{(1)} \left(8.5215 \frac{H(t_p)^2}{M_{pl}^2} + 36 \frac{H(t_p)^4}{m^2 M_{pl}^2} \ln \frac{p}{l} + 16 \frac{m^2}{M_{pl}^2} \ln \frac{p}{l}^2 + \frac{16}{3} \frac{m^2}{M_{pl}^2} \ln \frac{p}{l}^3 \right); \end{aligned} \quad (35)$$

where in the last equality we have used Eq.(28). This last expression shows compactly one of the main results of our investigation: the spectrum of this second order G I curvature perturbation is proportional to the first order spectrum through logarithmic corrections which encode the scale l at which inflation started. Without these logarithmic corrections the second order curvature perturbation would be completely local and much smaller than first order terms since for the scales of interest $H(t_k) \ll M_{pl}$.

On performing the Fourier transformation w.r.t. $r = x - y$ of Eq.(42) one finds

$$\mathcal{D}_p^{(2)}(t) f^2 = \frac{1}{a(t)^6} \frac{-m^2}{2M_{pl}^2} \frac{1}{(2)^3} \int_0^Z d^3k \frac{H(t_k)^4}{k^3} \frac{H(t_{p-k})^4}{p-k} \frac{1}{2} \int_0^Z dt^0 a(t^0)^3 \int_0^Z dt^0 \frac{1}{H(t^0)^3} (a(t^0)H(t^0) - k) \\ (a(t^0)H(t^0) - p - k) f^2(k-l)(p-k-j-l) + (2)^3 (3) (p) Q_0 \quad (43)$$

where

$$Q_0 = \frac{1}{a(t)^6} \frac{-m^2}{2M_{pl}^2} \frac{1}{(2)^6} \int_0^Z d^3k_1 d^3k_2 \frac{H(t_{k_1})^4}{k_1^3} \frac{H(t_{k_2})^4}{k_2^3} \frac{1}{4} \int_0^Z dt^0 a(t^0)^3 \int_0^Z dt^0 \frac{1}{H(t^0)^3} (a(t^0)H(t^0) - k_1) \\ \int_0^Z dt^0 \frac{1}{H(t^0)^3} (a(t^0)H(t^0) - s^0) \int_0^Z ds^0 \frac{1}{H(s^0)^3} (a(s^0)H(s^0) - k_2) (k_1 - l)(k_2 - l) : \quad (44)$$

On considering $p \neq 0$ and replacing the function by the domain of integration, it is possible to perform the time integrals exactly:

$$\mathcal{D}_p^{(2)}(t) f^2 = \frac{-m^2}{2M_{pl}^2} \frac{1}{(2)^2} \frac{1}{2} \int_0^Z a(t)H(t) \int_0^Z dy (a(t)H(t) - (p^2 + k^2 - 2kpy)^{1=2}) ((p^2 + k^2 - 2kpy)^{1=2} - l) \\ dk \int_0^Z dy (a(t)H(t) - (p^2 + k^2 - 2kpy)^{1=2}) ((p^2 + k^2 - 2kpy)^{1=2} - l) \\ \frac{1}{k} \frac{1}{(p^2 + k^2 - 2kpy)^{3=2}} H_0^6 \left(1 + 2 \frac{H_-}{H_0^2} \ln \frac{k}{H_0} \right) + 2 \frac{H_-}{H_0^2} \ln \frac{(p^2 + k^2 - 2kpy)^{1=2}}{H_0} \\ \left(\frac{1}{36H_-^2} e^{\frac{3}{2} \frac{H(t)^2}{H_-}} \left(\frac{1}{f(k;p;y)^2} - \frac{3}{2H_-} \right)^{1=2} \right. \\ \left. \frac{1}{2}; \frac{3}{2} \frac{H(t)^2}{H_-} \right) + \frac{1}{2}; \frac{3}{2} \frac{f(k;p;y)^2}{H_-} \\ \left. \frac{3}{2H_-} \right)^{3=2} \left(\frac{1}{2}; \frac{3}{2} \frac{H(t)^2}{H_-} \right) + \frac{1}{2}; \frac{3}{2} \frac{f(k;p;y)^2}{H_-} \left. \right)^2 ; \quad (45)$$

where $f(k;p;y)$ is given by

$$f(k;p;y) = M \int_0^2 d^3k \int_0^Z dt^0 a(t^0)H(t^0) \int_0^Z dt^0 \frac{1}{H(t^0)^3} (a(t^0)H(t^0) - k) \\ \int_0^Z dt^0 \frac{1}{H(t^0)^3} (a(t^0)H(t^0) - p - k) \int_0^Z dt^0 \frac{1}{H(t^0)^3} (a(t^0)H(t^0) - l) : \quad (46)$$

It is also possible to obtain an explicit approximate expression for the integral starting from Eq.(43) subject to the condition $l \ll p \ll a(t)H(t)$ and the approximation $l \ll p \ll a(t^0)H(t^0)$. In particular we find

$$\mathcal{D}_p^{(2)}(t) f^2 = \frac{1}{a(t)^6} \frac{-m^2}{2M_{pl}^2} \frac{1}{8} H_0^2 \frac{1}{p^3} \left(\sum_{i=0}^3 A_i \ln \frac{p}{l} + g \frac{1}{p} + h \frac{p}{a(t)H(t)} \right) \frac{1}{36} \frac{1}{H_-^2} e^{\frac{3}{2} \frac{H(t)^2}{H_-}} \\ \left(\frac{3}{2} \frac{H_0^2}{H_-} \right)^{1=2} \left(\frac{1}{2}; \frac{3}{2} \frac{H_0^2}{H_-} \right) + \frac{1}{2}; \frac{3}{2} \frac{H_0^2}{H_-} \left(\frac{3}{2} \frac{H_0^2}{H_-} \right)^{3=2} \left(\frac{1}{2}; \frac{3}{2} \frac{H_0^2}{H_-} \right) + \frac{1}{2}; \frac{3}{2} \frac{H_0^2}{H_-} \left. \right)^2 \quad (46)$$

where, as in the previous subsection, the coefficients A_i are discussed in the appendix, $g \frac{1}{p} = 0$ $\ln \frac{p}{l} \frac{1}{p}$ and $h \frac{p}{a(t)H(t)} = 0$ $\ln \frac{a(t)H(t)}{p} \frac{p}{a(t)H(t)}$.

Let us also investigate a much more crude approximation, obtained on neglecting $Q^{(2)}$ in Eq.(38) and considering the infrared limit $\omega = \frac{H_-}{H}$, which leads to the expression

$$Q^{(2)} = \frac{1}{4} \frac{1}{H M_{pl}^2} \frac{1}{2} = \frac{1}{H} R^{(1)2} : \quad (47)$$

The correlation function for $Q^{(2)}$ turn simplifies to

$$\langle \mathcal{D}^{(2)}(t; x) \mathcal{Q}^{(2)}(t; y) \rangle = \frac{3M_{pl}^2}{2} \langle \mathcal{R}_A^{(2)}(t; x) \mathcal{R}_A^{(2)}(t; y) \rangle = \frac{1}{4H^2 M_{pl}^2} \frac{1}{(2)^6} \int d^3k_1 d^3k_2 \frac{H(t_{k_1})^4}{k_1^3} \frac{H(t_{k_2})^4}{k_2^3} \frac{1}{2H^4} (aH - k_1)(aH - k_2)(k_1 - l)(k_2 - l) \exp^{i(k_1 + k_2)(x - y)} + \int d^3k_1 d^3k_2 \frac{H(t_{k_1})^4}{k_1^3} \frac{H(t_{k_2})^4}{k_2^3} \frac{1}{4H^4} (aH - k_1)(aH - k_2)(k_1 - l)(k_2 - l) g : \quad (48)$$

So, on proceeding as the previous subsection, for $p \ll 0$, to the leading order and in an "approximate" fashion with the condition $1 \ll p \ll a(t)H(t)$ one obtains

$$\mathcal{D}_p^{(2)}(t) \approx \frac{1}{4H^2 M_{pl}^2} \frac{1}{8^2 H^4 p^3} \left(X^3 \sum_{i=0} A_i \ln \frac{p}{l} + g \frac{1}{p} + h \frac{p}{a(t)H(t)} \right) : \quad (49)$$

Substituting the coefficients A_i we obtain the following result:

$$\mathcal{D}_p^{(2)}(t) \approx \frac{1}{4H^2 M_{pl}^2} \frac{1}{8^2} \frac{1}{p^3} \left(28405 \frac{1}{H^2} H(t_p)^6 + 193975 H(t_p)^4 - 149341 H(t_p)^2 + 97273 H^2 + 4 \frac{1}{H^2} H(t_p)^8 \right. \\ \left. \ln \frac{p}{l} + 16 H(t_p)^4 \ln \frac{p}{l}^2 + \frac{16}{3} H(t_p)^4 \ln \frac{p}{l}^3 + g \frac{1}{p} + h \frac{p}{a(t)H(t)} \right) : \quad (50)$$

On taking only the leading term for the coefficients of the different powers in $\ln(p=l)$, we obtain:

$$\mathcal{D}_p^{(2)}(t) \approx \frac{1}{96^2} \mathcal{D}_p(t) \approx 85215 \frac{H(t_p)^2}{M_{pl}^2} + 36 \frac{H(t_p)^4}{m^2 M_{pl}^2} \ln \frac{p}{l} + 16 \frac{m^2}{M_{pl}^2} \ln \frac{p}{l}^2 + \frac{16}{3} \frac{m^2}{M_{pl}^2} \ln \frac{p}{l}^3 : \quad (51)$$

Analogous considerations to those given after Eq.(35) are also valid in this case. Also, as we can see from Eq. (50), one obtains a spectrum which, according to Eqs. (23) and (47), slowly increases in time during slow-rollas³, whereas $R_A^{(2)}$ is constant. Again, we note that both the G I second order field fluctuation $Q^{(2)}$ and the second order curvature $R_A^{(2)}$ have a nearly scale invariant spectrum with a logarithmic corrections.

IV. NUMERICAL ANALYSIS

Let us introduce a few parameters which are useful for the numerical analysis. The first is $N_{tot} = \ln(a(t_f)/a(t_i))$, the total number of e-folds, thus we need to specify the time associated with the end of inflation. This definition may be obtained on requiring the Hubble parameter $H(t)$ to be equal, for example, to the inflation mass m . This happens, in our chaotic model for the time t_f when the slow-roll parameter is equal to $1=3$. We then solve the equation

$$\epsilon \approx 1 \quad (52)$$

obtaining

$$t = \frac{H_0}{H} \ln \frac{1}{\epsilon} \quad (53)$$

and the final time, defined by $\epsilon = 1=3$, is

$$t_f = \frac{H_0}{H} \ln \frac{3}{H} \quad (54)$$

corresponding to a total number of e-folds given by

$$N_{tot} = \frac{3H_0^2}{2m^2} \ln \frac{3}{2} : \quad (55)$$

It is also useful to define the variable $N(t)$, which is equal to the number of e-folds from the end of inflation,

$$N(t) = \ln \frac{a(t_f)}{a(t)} = \frac{3}{2} \frac{H(t)^2}{M_{pl}^2} \quad (56)$$

In our analysis we are interested in the fluctuations that cross the horizon at $N = 55$ e-folds from the end of inflation. The time t associated with $N = \ln(a(t_f)/a(t)) = 55$ is:

$$t = \frac{H_0}{H_*} \left(\frac{3}{H_*} - \frac{2}{H_*} N \right) \quad (57)$$

and the comoving wave-number which crosses the Hubble radius at N is:

$$k = a(t) H(t) = e^{\frac{H_0^2}{2H_*^2} \left(\frac{3}{2} - N \right)} \frac{1}{3H_* - 2H_* N} \quad (58)$$

If we wish to take a "photograph" of a fluctuation with k on super-Hubble scales during inflation we should take:

$$\frac{1}{3} > \frac{1}{2N + 3} \quad (59)$$

We now proceed with the numerical analysis taking $m = 10^{-5} M_{pl}$. In particular we are interested in the comparison of second order fluctuations with first order ones, in order to understand for which condition first order perturbation theory breaks down. We shall also plot the shape, in k , of the spectrum of fluctuations.

A. Second order G I scalar field fluctuation $Q^{(2)}$

In figure 1 we consider, for two different values of the initial Hubble parameter H_0 (7m and 14m, respectively), the logarithm of the second order contribution to the power spectrum of $Q^{(2)}$:

$$F^{(2)}(k; t) = \log_{10} \left[\frac{1}{2} \frac{k^3}{M_{pl}^2} \mathcal{D}_k^{(2)}(t) \right] \quad ;$$

as given by Eq.(50), Eq.(46) and the numerical solution of Eq.(45), in order to see the improvement of the roughest analytical approximation, with respect to the exact numerical calculation with increasing H_0 , and the shape of the spectrum. We give the figure at an instant during inflation for which $\sim = 1=10$.

Corresponding to those two values of H_0 we have the following data

For $H_0 = 7m$ we have $N_{tot} = 72$, $t_f = 18m$, $t = 2:58805m$ and $k_* = 1:48247 \cdot 10^8$. The time at which we "photograph" the inflation is $\tau = 15:5228m$.

For $H_0 = 14m$ we have $N_{tot} = 292:5$, $t_f = 39m$, $t = 23:588m$ and $k_* = 8:56876 \cdot 10^{103}$. The time at which we "photograph" the inflation is $\tau = 36:5228m$.

In order to compare the $F^{(2)}(k; t)$ given by the numerical solution of Eq.(45) with the first order contribution to the power spectrum

$$F^{(1)}(k; t) = \log_{10} \left[\frac{1}{2} \frac{k^3}{M_{pl}^2} \mathcal{D}_k^{(1)}(t) \right] \quad ;$$

given by Eq.(26), we give two different types of figures. In figure 2 we compare the values calculated at k_* as a function of the total number of e-folds N_{tot} , at the end of inflation $t = t_f$. From the figure on the right (which differs from the figure on the left only because of the bigger range of N_{tot}) we see that second order effects are of the same order as first order effects for N_{tot} near 30000 which corresponds to a H_0 near 141m. Therefore for such values first order perturbation theory breaks down.

In figure 3 we show the dependence of the fluctuations on the modes, crossing the horizon N e-folds before the end of inflation, as seen at the end of inflation. We consider three different cases corresponding to values of H_0 equal to 7, 14 and 30, compare $F^{(1)}(k_N; t_f)$ and $F^{(2)}(k_N; t_f)$, and vary N from 55 to 1 with:

$$k_N = e^{\frac{H_0^2}{2H_*^2} \left(\frac{3}{2} - N \right)} \frac{1}{3H_* - 2H_* N} \quad (60)$$

which is the mode of the fluctuation that crosses the horizon at N e-folds before the end of inflation. As before the first and second order fluctuations are of the same order of magnitude for $H_0 = 141m$.

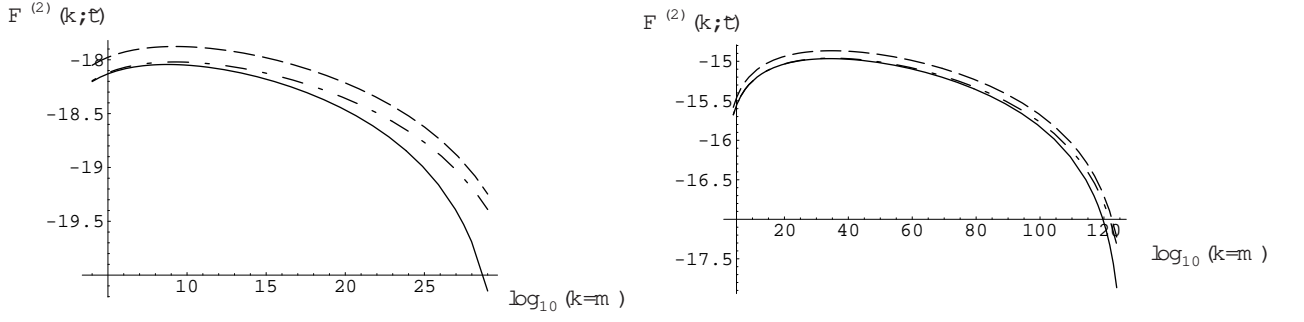


FIG .1: We plot for $H_0 = 7m$ (on the left) and $H_0 = 14m$ (on the right) the evolution with respect to $\log_{10} \frac{k}{m}$ of $F^{(2)}(k; t)$ using the analytic approximations Eq.(50) (dashed line) and Eq.(46) (dot-dashed line) and the numerical solution of Eq.(45) (solid line).

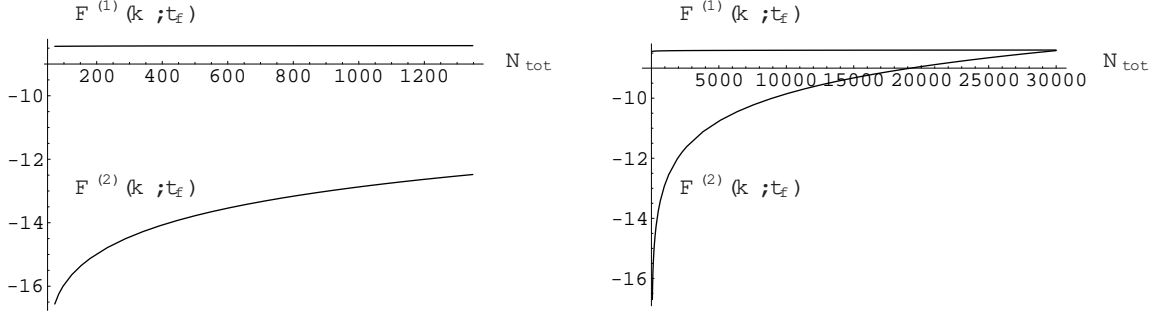


FIG .2: We plot $F^{(1)}(k; t_f)$ and $F^{(2)}(k; t_f)$ with respect the total number of e-folds N_{tot} .

B . Comoving curvature perturbation $R_A^{(2)}$

Let us proceed in a analogous way for the second order curvature perturbation (potential) $R_A^{(2)}$. As before in figure 4 we shall consider two different cases for inflation with H_0 equal to $7m$ and $14m$ and we shall plot

$$S^{(2)}(k) = \log_{10} \frac{k^3}{2} \mathcal{R}_{A k}^{(2)}$$

the logarithm of a second order contribution to the power spectrum, as given by the Eq.(34), to exhibit the shape of the spectrum. We give the picture an instant during inflation for which $\tilde{m} = 1=10$.

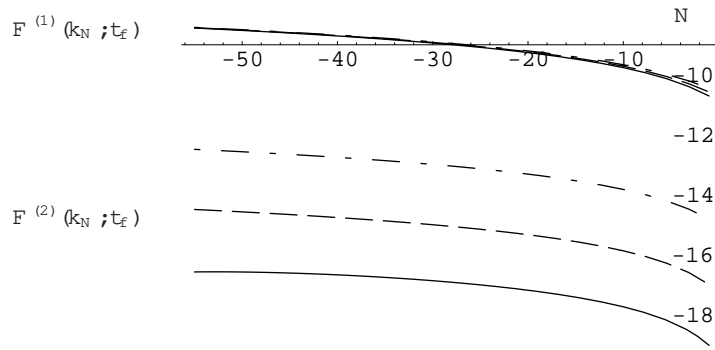


FIG .3: We plot $F^{(1)}(k_N; t_f)$ and $F^{(2)}(k_N; t_f)$ for $H_0 = 7m$ (solid line), $H_0 = 14m$ (dashed line) and $H_0 = 30m$ (dot-dashed line) with respect N .

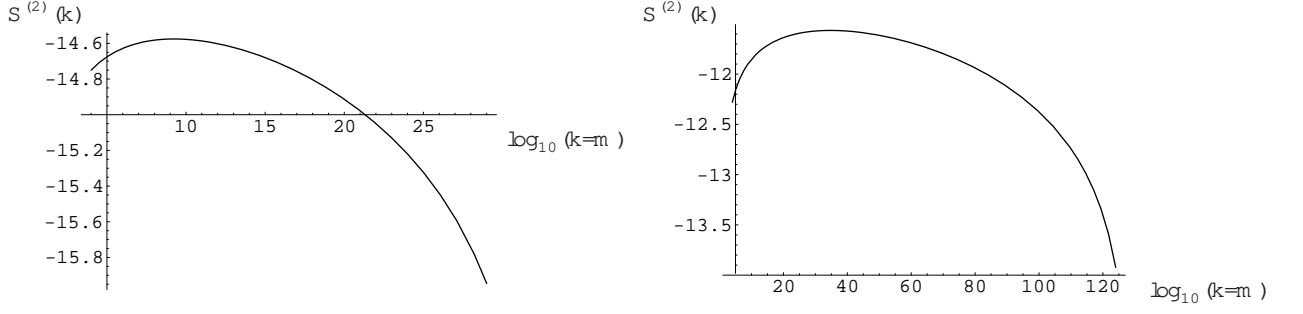


FIG. 4: We plot, for $H_0 = 7m$ (on the left) and $H_0 = 14m$ (on the right), the evolution with respect $\log_{10} \frac{k}{m}$ of $S^{(2)}(k)$.

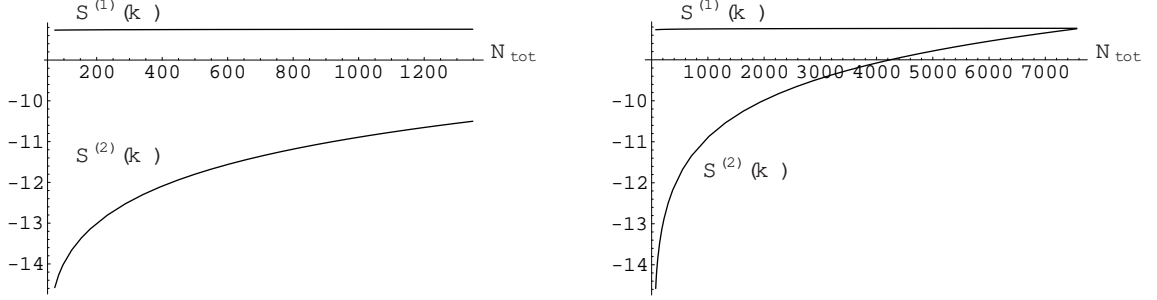


FIG. 5: We plot $S^{(1)}(k)$ and $S^{(2)}(k)$ with respect to the total number of e-folds N_{tot} .

For the sake of comparing $S^{(2)}(k)$ with the first order contribution to the power spectrum

$$S^{(1)}(k) = \log_{10} \frac{k^3}{2} \mathcal{R}_k^{(1)} \mathcal{P}$$

given by Eq.(28), we give two different kinds of figures. In figure 5 we compare those values calculated at k_* , as a function of the total number of e-folds N_{tot} , at the end of inflation t_f . From the figure on the right (which again differs from the figure on the left only because of the larger range of N_{tot}) we see that for this case the second order effect is of the same order as the first order effect for N_{tot} near 7560 which corresponds to a H_0 near $71m$. Therefore first order perturbation theory breaks down for a value of H_0 smaller than that obtained before and we have a stronger limit.

In figure 6 we again consider three different values of $H_0 = m$, namely 7, 14 and 30, compare $S^{(1)}(k_N)$ and $S^{(2)}(k_N)$, and vary N from 55 to 1 at the end of inflation. As before the first and second orders will be of the same order of magnitude if we take $H_0 = 71m$.

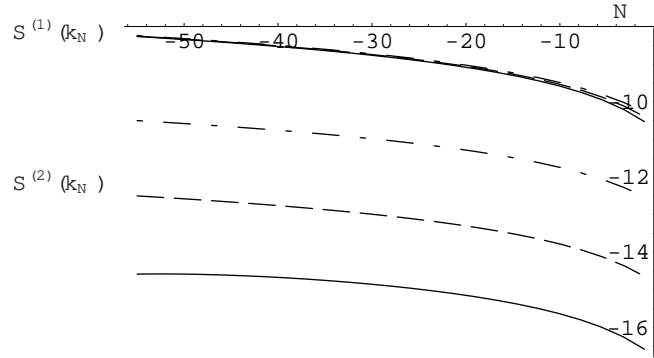


FIG. 6: We plot $S^{(1)}(k_N)$ and $S^{(2)}(k_N)$ for $H_0 = 7m$ (solid line), $H_0 = 14m$ (dashed line) and $H_0 = 30m$ (dot-dashed line) with respect to N .

Finally we wish to compare the critical initial values of H_0 which we obtain in this paper, with two different limiting values. The first one is the value H_{br} , obtained by requiring that back-reaction in the UCG gauge will become important by the end of inflation [13, 24], when $H = m$. Such a value is:

$$H_{br} = 16^{1/2} m^{1/6} M_{pl}^{1/3} : \quad (61)$$

The second one is the value obtained by the self-reproduction argument [25]

$$H_{sr} = (8)^{3/4} \frac{1}{6} m^{1/2} M_{pl}^{1/2} : \quad (62)$$

This comparison is given in Table I.

H_0 limit for $R_A^{(2)}$	71 m
H_0 limit for $Q^{(2)}$	141 m
H_{br}	108 m
H_{sr}	1449 m

TABLE I: Comparison of the values of H_0 for which first order perturbation theory breakdown with H_{br} and H_{sr} .

We stress that neither of the two values of H_0 or of H_{br} are related to the self-reproduction scale [25]. The values of H_0 obtained by considering the breakdown of linear perturbation theory in this paper are of the same order of magnitude as H_{br} (see also [26] for an analogous value). This fact is not surprising: both these calculations include second-order cosmological perturbations. The results for back-reaction were considered ambiguous since it is not simple to demonstrate the slow-down of the inflationary expansion in terms of a G I quantity. On the other hand in the present paper, the breakdown of first order perturbation theory is found for G I variables in the long-wavelength limit.

The results summarized in the Table I and derived from figures 2, 3, 5 and 6 can also be obtained directly from Eq.(35) and Eq.(51). In those cases and for $H_0 \gg m$ on using Eq.(60) the leading logarithm values (that is the term with $\ln \frac{p}{1}^3$) of $\mathcal{R}_{A_{PN}}^{(2)}$ and $\mathcal{Q}_{PN}^{(2)}(t_F)$ are given by:

$$\mathcal{R}_{A_{PN}}^{(2)} \approx \frac{3}{4} \mathcal{R}_{PN}^{(1)} \frac{H_0^6}{M_{pl}^2 m^4} \quad (63)$$

$$\mathcal{Q}_{PN}^{(2)}(t_F) \approx \frac{3}{16} (\mathcal{E})^2 \mathcal{J}_{PN}(t_F) \frac{H_0^6}{M_{pl}^2 m^4} \quad (64)$$

and the first and second orders are comparable for

$$H_0 \approx m \frac{2}{3} \frac{M_{pl}}{m}^{1/3} \quad (65)$$

and

$$H_0 \approx m \frac{12}{3} \frac{M_{pl}}{m}^{1/3} \quad (66)$$

respectively, where Eq.(65) nearly give the same value as Table I (namely near 71m), while Eq.(66) only gives the same order of magnitude (actually 130m), which is not surprising considering the approximations made.

V. CONCLUSIONS

We have studied second order cosmological perturbations for a chaotic $\frac{m^2}{2}$ inflationary model, and considered three second order G I measures of curvature perturbations.

For the G I curvature perturbation studied and for the second order G I scalar field fluctuation presented in [18], we have found, for all scales of interest (see, for example, Eq.(63) and Eq.(64)), that the amplitude of the spectrum of

quadratic corrections grows with the total number of e-folds N_{tot} . For $Q^{(2)}$ we also obtain a mild time dependence associated with the growth of the slow-roll parameter ϵ . Since both the quantities studied here are G I, this dependence on N_{tot} cannot be a gauge artifact.

The spectrum of those second order G I variables obtained by Fourier transforming the curvature-curvature quantum correlation function is nearly scale-invariant, with additional logarithmic corrections with respect to the first order spectrum. On comparing the first and the second order contributions for the two different cases considered, one finds two different values for the initial Hubble parameter H_0 beyond which first order perturbation theory breaks down. We found limits which are of the same order of magnitude as that one found by back-reaction in the UCG [13]. Neither the back-reaction limit nor those found here have anything to do with the self-reproduction scale.

In the curvature-curvature quantum correlation function, the cross terms involving first and third order perturbation may also contribute. The third order curvature perturbation is clearly beyond the scope of the present paper and will be the subject of future work. Unless such a term cancels or dominates the growth we have found, our results imply that in single field models the amplitude of the spectrum of intrinsic non-gaussianities generated during the slow-roll stage will depend on the total number of e-folds which inflation has lasted.

ACKNOWLEDGEMENTS

We wish to thank R. Abramo, S. Matarrese, A. A. Starobinsky for discussions and K. A. Malik for useful correspondence.

VI. APPENDIX A: GAUGE TRANSFORMATIONS

The gauge in our formulation (see Eq.(2)) is not fixed, since one can eliminate two scalars among the metric and the inflation degrees of freedom. After a general analysis we shall be interested in making a gauge choice in order to match previously studied situations. An infinitesimal coordinate transformation to second order is [27]:

$$x^\mu \rightarrow x^\mu + \xi^\mu = x^\mu + \frac{1}{2} \xi_{(1)}^{\mu} + \frac{1}{2} \xi_{(2)}^{\mu}; \quad (67)$$

where $\xi_{(1)}$ and $\xi_{(2)}$ are the coordinate changes to first and second order, respectively, and $\xi_{(2)}^i = \partial^i \xi_{(2)}^s$ and $\xi_{(1)}^i = \partial^i \xi_{(1)}^s$. It induces the following change in a geometric object $T = T^{(0)} + T^{(1)} + T^{(2)}$:

$$T^{(1)} \rightarrow T^{(1)} = T^{(1)} - L_{(\xi_{(1)})} T^{(0)} \quad (68)$$

$$T^{(2)} \rightarrow T^{(2)} = T^{(2)} - L_{(\xi_{(1)})} T^{(1)} + \frac{1}{2} L_{(\xi_{(1)})}^2 T^{(0)} - L_{(\xi_{(2)})} T^{(0)} \quad (69)$$

which leads to the following general gauge transformation for our scalar perturbations. To first order we have:

$$\delta\phi = \delta\phi^{(0)} - \xi_{(1)}^0 \quad (70)$$

$$\delta\phi = \delta\phi^{(0)} - \xi_{(1)}^0 \quad (71)$$

$$\delta\phi = \frac{2}{a} \delta\phi_{(1)}^0 + 2a_{(1)}^s \quad (72)$$

$$\delta\phi = \delta\phi^{(0)} + H \delta\phi_{(1)}^0 + \frac{1}{3} r^2 \delta\phi_{(1)}^s \quad (73)$$

$$\delta E = \delta E^{(2)} - 2 \delta\phi_{(1)}^s : \quad (74)$$

To second order one finds:

$$\delta\phi^{(2)} = \delta\phi^{(2)} - \frac{1}{2} \delta\phi_{(1)}^0 + \frac{1}{2} \delta\phi_{(1)}^0 - \frac{1}{2} \delta\phi_{(1)}^0 - \partial_k^i \xi_{(1)}^k \delta\phi_{(1)}^s ; \quad (75)$$

$$\sim^{(2)} = {}^{(2)} \begin{matrix} 0 \\ (1) \end{matrix} - 2 \begin{matrix} 0 \\ -(1) \end{matrix} \frac{1}{2} \begin{matrix} 0 \\ -(2) \end{matrix} + \frac{1}{2} \begin{matrix} 0 \\ (1) \end{matrix} \begin{matrix} 0 \\ (1) \end{matrix} + \begin{matrix} 0 \\ -(1) \end{matrix}^2 \quad (76)$$

$$\sim^{(2)} = {}^{(2)} \begin{matrix} 1 \\ a \end{matrix} \begin{matrix} 0 \\ (2) \end{matrix} + a \begin{matrix} s \\ -(2) \end{matrix} + \frac{1}{2a} \frac{d}{dt} \left(\begin{matrix} 0 \\ (1) \end{matrix} \right)^2 + \frac{\mathcal{E}^i}{r^2} \begin{matrix} 2 \\ a \end{matrix} \begin{matrix} 0 \\ (1) \end{matrix} \begin{matrix} 0 \\ -(1) \end{matrix} \begin{matrix} 0 \\ (1) \end{matrix} \mathcal{E}_i - H \begin{matrix} 0 \\ (1) \end{matrix} \mathcal{E}_i \begin{matrix} 0 \\ -(1) \end{matrix} \mathcal{E}_i - \frac{4}{a} \begin{matrix} 0 \\ (1) \end{matrix} \mathcal{E}_i \begin{matrix} 0 \\ (1) \end{matrix} \quad (77)$$

$$\begin{aligned} \sim^{(2)} = {}^{(2)} \begin{matrix} 0 \\ (1) \end{matrix} 2H \begin{matrix} - \\ - \end{matrix} + \frac{H}{2} \begin{matrix} 0 \\ (2) \end{matrix} \begin{matrix} H \\ 2 \end{matrix} \begin{matrix} 0 \\ (1) \end{matrix} \begin{matrix} 0 \\ -(1) \end{matrix} - \frac{\begin{matrix} 0 \\ (1) \end{matrix}^2}{2} H \begin{matrix} - \\ - \end{matrix} + 2H^2 \begin{matrix} + \\ + \end{matrix} + \frac{1}{6a^2} \begin{matrix} 0 \\ (1) \end{matrix} \mathcal{E}_i \begin{matrix} 0 \\ (1) \end{matrix} \mathcal{E}_i \begin{matrix} 0 \\ (1) \end{matrix} - \frac{1}{6a} \mathcal{E}^i \begin{matrix} 0 \\ (1) \end{matrix} \mathcal{E}_i \begin{matrix} 0 \\ (1) \end{matrix} + \frac{1}{6} r^2 \begin{matrix} s \\ (2) \end{matrix} \\ \frac{1}{12} r^2 \begin{matrix} \mathcal{E}_k \end{matrix} \begin{matrix} s \\ (1) \end{matrix} \mathcal{E}^k \begin{matrix} s \\ (1) \end{matrix} - \frac{2}{3} H \begin{matrix} 0 \\ (1) \end{matrix} r^2 \begin{matrix} s \\ (1) \end{matrix} - \frac{1}{6} \begin{matrix} 0 \\ (1) \end{matrix} r^2 \begin{matrix} s \\ -(1) \end{matrix} - \frac{1}{2} H \mathcal{E}^k \begin{matrix} s \\ (1) \end{matrix} \mathcal{E}_k \begin{matrix} 0 \\ (1) \end{matrix} - \frac{1}{6} \mathcal{E}^k \begin{matrix} s \\ -(1) \end{matrix} \mathcal{E}_k \begin{matrix} 0 \\ (1) \end{matrix} \\ \mathcal{E}^k \begin{matrix} s \\ (1) \end{matrix} \mathcal{E}_k \begin{matrix} 2 \\ 3 \end{matrix} r^2 \begin{matrix} s \\ (1) \end{matrix} + \frac{1}{3} D_{kj} E \mathcal{E}^j \mathcal{E}^k \begin{matrix} s \\ (1) \end{matrix} \end{aligned} \quad (78)$$

$$\begin{aligned} E^{(2)} = E^{(2)} + \frac{1}{2a} \begin{matrix} 0 \\ (1) \end{matrix} \frac{1}{2a^2} \left(\begin{matrix} 0 \\ (1) \end{matrix} \right)^2 \begin{matrix} s \\ (2) \end{matrix} + \frac{1}{2} \mathcal{E}^k \begin{matrix} s \\ (1) \end{matrix} \mathcal{E}_k \begin{matrix} s \\ (1) \end{matrix} + \frac{1}{2} \begin{matrix} s \\ -(1) \end{matrix} \begin{matrix} 0 \\ (1) \end{matrix} \mathcal{E}_k E \mathcal{E}^k \begin{matrix} s \\ (1) \end{matrix} + \\ + \frac{3}{2} \frac{\mathcal{E}^i \mathcal{E}^j}{(r^2)^2} 2H \begin{matrix} 0 \\ (1) \end{matrix} D_{ij} E \begin{matrix} 0 \\ (1) \end{matrix} D_{ij} E + \frac{1}{a^2} \begin{matrix} 0 \\ (1) \end{matrix} D_{ij} \begin{matrix} 0 \\ (1) \end{matrix} \frac{1}{2a} \begin{matrix} 0 \\ (1) \end{matrix} D_{ij} + D_{ij} \begin{matrix} 0 \\ (1) \end{matrix} + 4H \begin{matrix} 0 \\ (1) \end{matrix} D_{ij} \begin{matrix} s \\ (1) \end{matrix} + \\ + \frac{1}{2} \begin{matrix} 0 \\ (1) \end{matrix} D_{ij} \begin{matrix} s \\ -(1) \end{matrix} - \begin{matrix} s \\ (1) \end{matrix} D_{ij} \begin{matrix} 0 \\ (1) \end{matrix} + 4 D_{ij} \begin{matrix} s \\ (1) \end{matrix} + \mathcal{E}_k E D_{ij} \mathcal{E}^k \begin{matrix} s \\ (1) \end{matrix} + \frac{2}{3} r^2 E D_{ij} \begin{matrix} s \\ (1) \end{matrix} : \end{aligned} \quad (79)$$

V II. A P P E N D I X B : A_i C O E F F I C I E N T

The coefficients A_i are given by:

$$\begin{aligned} A_0(k) &= 16 \begin{matrix} 2 \\ 0 \end{matrix} \left(\begin{matrix} 3 \\ (3) \end{matrix} - 1 \right) C_1(k) - 10 \cdot 198 \begin{matrix} 2 \\ 0 \end{matrix} C_2(k) + 24 \cdot 656 \begin{matrix} 2 \\ 0 \end{matrix} C_3(k) + \begin{matrix} 0 \\ 8 \end{matrix} \frac{2}{3}^2 C_1(k) C_4(k) \\ &\quad 9 \cdot 30635 \begin{matrix} 0 \end{matrix} C_2(k) C_4(k) + 33 \cdot 333 \begin{matrix} 0 \end{matrix} C_3(k) C_4(k) + \frac{2}{3}^4 C_2(k) C_4(k)^2 + 6 \cdot 07344 C_3(k) C_4(k)^2 \\ A_1(k) &= 4 C_1(k) C_4(k)^2 - 8 C_2(k) C_4(k)^2 \\ A_2(k) &= 4 \begin{matrix} 0 \end{matrix} C_1(k) C_4(k) - 8 \begin{matrix} 0 \end{matrix} C_2(k) C_4(k) + 2 C_2(k) C_4(k)^2 + 8 C_3(k) C_4(k)^2 \\ A_3(k) &= \frac{8}{3} \begin{matrix} 2 \\ 0 \end{matrix} C_1(k) - \frac{16}{3} \begin{matrix} 2 \\ 0 \end{matrix} C_2(k) + \frac{8}{3} C_3(k) C_4(k)^2 \end{aligned} \quad (80)$$

where

$$\begin{aligned} C_1(k) &= \frac{H(t_k)^4}{H_0^4} - 4 \begin{matrix} 0 \end{matrix} \frac{H(t_k)^2}{H_0^2} + 8 \begin{matrix} 2 \\ 0 \end{matrix} \\ C_2(k) &= -2 \begin{matrix} 0 \end{matrix} \frac{H(t_k)^2}{H_0^2} - 2 \begin{matrix} 0 \end{matrix} \\ C_3(k) &= \begin{matrix} 2 \\ 0 \end{matrix} \\ C_4(k) &= \frac{H(t_k)^2}{H_0^2} \end{aligned} \quad (81)$$

so one obtains

$$\begin{aligned} A_0(k) &= 16 \frac{4}{3}^2 \begin{matrix} 0 \end{matrix} \frac{H(t_k)^6}{H_0^6} + 4^2 + 16 \begin{matrix} (3) \end{matrix} - 39 \cdot 3139 \begin{matrix} 2 \\ 0 \end{matrix} \frac{H(t_k)^4}{H_0^4} + 144 \cdot 5036 \frac{16}{3}^2 \begin{matrix} 64 \end{matrix} \begin{matrix} (3) \end{matrix} \\ &\quad \begin{matrix} 3 \\ 0 \end{matrix} \frac{H(t_k)^2}{H_0^2} + (128 \begin{matrix} (3) \end{matrix} - 144 \cdot 136) \begin{matrix} 4 \\ 0 \end{matrix} \\ A_1(k) &= 4 \frac{H(t_k)^8}{H_0^8} \end{aligned}$$

$$\begin{aligned}
A_2(k) &= 16 \frac{{}_2H_0(t_k)^4}{H_0^4} \\
A_3(k) &= \frac{16}{3} \frac{{}_2H_0(t_k)^4}{H_0^4}
\end{aligned} \tag{82}$$

with the relation ${}_3H_0 < \frac{{}_2H_0(t_k)^2}{H_0^2} < 1$, which is valid during the inflationary era (which, for us, ends at $(t) = 1=3$).

-
- [1] A. Kogut et al, *Astrophys. J. Letters* 464 (1996) L29
[2] E. Komatsu et al, *Astrophys. J. Suppl.* 148 (2003) 119
[3] D. N. Spergel et al, *astro-ph/0603449*
[4] N. Bartolo, E. Komatsu, S. Matarrese and A. Riotto, *Phys. Rept.* 402 (2004) 103.
[5] V. Acquaviva, N. Bartolo, S. Matarrese and A. Riotto, *Nucl. Phys. B* 667 (2003) 119
[6] H. Noh and J. Hwang, *Phys. Rev. D* 69, 104011 (2004).
[7] K. A. Malik and D. Wands, *Class. Quant. Grav.* 21 (2004) L65.
[8] D. H. Lyth, K. A. Malik and M. Sasaki, *JCAP* 0505 (2005) 004.
[9] F. Vernizzi, *Phys. Rev. D* 71 (2005) 061301
[10] D. Langlois and F. Vernizzi, *Phys. Rev. Lett.* 95 (2005) 091303.
[11] D. H. Lyth and Y. Rodriguez *Phys. Rev. D* 71, 123508 (2005).
[12] F. Finelli, G. M. Arozzi, G. P. Vacca and G. Venturi, *Phys. Rev. D* 65, 103521 (2002).
[13] F. Finelli, G. M. Arozzi, G. P. Vacca, and G. Venturi, *Phys. Rev. D* 69, 123508 (2004).
[14] A. D. Linde, *Phys. Lett. B* 132 (1983), 317.
[15] B. Losic and W. G. Unruh, *Phys. Rev. D* 72, 123510 (2005).
[16] A. Riotto, *hep-ph/0210162*.
[17] H. Kodama and T. Hamazaki, *Prog. Theor. Phys.* 96 (1996) 949; Y. Nambu and A. Taruya, *Prog. Theor. Phys.* 97 (1997) 83; F. Finelli and R. H. Brandenberger, *Phys. Rev. Lett.* 82 (1999) 1362
[18] K. A. Malik, *JCAP* 0511 (2005) 005.
[19] S. Weinberg, *Phys. Rev. D* 72 (2005) 043514.
[20] A. Vilenkin and L. Ford, *Phys. Rev. D* 26, 1231 (1982).
[21] A. D. Linde, *Phys. Lett.* 116B, 335 (1982); A. A. Starobinsky, *Phys. Lett.* 117B, 175 (1982).
[22] D. H. Lyth, *JCAP* 0606 (2006) 015.
[23] V. F. Mukhanov, *JETP Lett.* 41, 493 (1985); *Sov. Phys. JETP* 68 1297 (1988).
[24] F. Finelli, G. M. Arozzi, G. P. Vacca and G. Venturi, *Energy-Momentum Tensor of Quantum Fluctuations in Chaotic Inflation*, in *Proceedings of Sorrento 2003, "Thinking, Observing and Mining the Universe"*.
[25] A. S. G. Oncharov, A. D. Linde, and V. F. Mukhanov, *Int. J. Mod. Phys. A* 2, 561 (1987); A. D. Linde, *Particle Physics and Inflationary Cosmology* (Harwood Academic, Chur, Switzerland, 1990).
[26] V. F. Mukhanov, L. R. W. Abramowicz and R. Brandenberger, *Phys. Rev. Lett.* 78, 1624 (1997).
[27] M. Buni, S. Matarrese, S. Mollerach and S. Sonego, *Class. Quant. Grav.* 14, 2585 (1997).