

CHAPTER 1

UNDERSTANDING OUR UNIVERSE: CURRENT STATUS
AND OPEN ISSUES

T. Padmanabhan

IUCAA P.O. Box 4, Pune University Campus,
Ganeshkhind, Pune - 411 007, India.
E-mail: nabhan@iucaa.ernet.in

Last couple of decades have been the golden age for cosmology. High quality data confirmed the broad paradigm of standard cosmology but have thrust upon us a preposterous composition for the universe which defies any simple explanation, thereby posing probably the greatest challenge theoretical physics has ever faced. Several aspects of these developments are critically reviewed, concentrating on conceptual issues and open questions.

1. Prologue: Universe as a physical system

Attempts to understand the behaviour of our universe by applying the laws of physics lead to difficulties which have no parallel in the application of laws of physics to systems of more moderate scale — like atoms, solids or even galaxies. We have only one universe available for study, which itself is evolving in time; hence, different epochs in the past history of the universe are unique and have occurred only once. Standard rules of science, like repeatability, statistical stability and predictability cannot be applied to the study of the entire universe in a naive manner.

The obvious procedure will be to start with the current state of the universe and use the laws of physics to study its past and future. Progress in this attempt is limited because our understanding of physical processes at energy scales above 100 GeV or so lacks direct experimental support. What is more, cosmological observations suggest that nearly 95 per cent of the matter in the universe is of types which have not been seen in the laboratory; there is also indirect, but definitive, evidence to suggest that nearly 70 per cent of the matter present in the universe exerts negative

pressure.

These difficulties which are unique when we attempt to apply the laws of physics to an evolving universe require the cosmologists to proceed in a multifaceted manner. The standard paradigm is based on the idea that the universe was reasonably homogeneous, isotropic and fairly featureless except for small fluctuations in the energy density at sufficiently early times. It is then possible to integrate the equations describing the universe forward in time. The results will depend on only a small number (about half a dozen) of parameters describing the composition of the universe, its current expansion rate and the initial spectrum of density perturbations. Varying these parameters allows us to construct a library of evolutionary models for the universe which could then be compared with observations in order to restrict the parameter space. We shall now describe some of the details in this approach.

2. The Cosmological Paradigm

Observations show that the universe is fairly homogeneous and isotropic at scales larger than about $150h^{-1} \text{ Mpc}$, where $1 \text{ Mpc} = 3 \times 10^{24} \text{ cm}$ is a convenient unit for extragalactic astronomy and $h = 0.7$ characterizes the current rate of expansion of the universe in dimensionless form. (The mean distance between galaxies is about 1 Mpc while the size of the visible universe is about $3000h^{-1} \text{ Mpc}$.) The conventional and highly successful approach to cosmology separates the study of large scale ($> 150h^{-1} \text{ Mpc}$) dynamics of the universe from the issue of structure formation at smaller scales. The former is modeled by a homogeneous and isotropic distribution of energy density; the latter issue is addressed in terms of gravitational instability which will amplify the small perturbations in the energy density, leading to the formation of structures like galaxies.

In such an approach, the expansion of the background universe is described by a single function of time $a(t)$ which is governed by the equations (with $c = 1$):

$$\frac{\dot{a}^2 + k}{a^2} = \frac{8G}{3}\rho; \quad d(\rho a^3) = -p da^3 \quad (1)$$

The first one relates expansion rate to the energy density and $k = 0, \pm 1$ is a parameter which characterizes the spatial curvature of the universe. The second equation, when coupled with the equation of state $p = p(\rho)$ which relates the pressure p to the energy density, determines the evolution of energy density $\rho = \rho(a)$ in terms of the expansion factor of the universe.

In particular if $p = w$ with (at least, approximately) constant w then, $\rho / a^{3(1+w)}$ and (if we further assume $k = 0$, which is strongly favoured by observations) the first equation in Eq.(1) gives $a / t^{2/(3(1+w))}$. We will also often use the redshift $z(t)$, defined as $(1 + z) = a_0/a(t)$ where the subscript zero denotes quantities evaluated at the present moment.

It is convenient to measure the energy densities of different components in terms of a critical energy density (ρ_c) required to make $k = 0$ at the present epoch. (Of course, since k is a constant, it will remain zero at all epochs if it is zero at any given moment of time.) From Eq.(1), it is clear that $\rho_c = 3H_0^2/8G$ where $H_0 = (\dot{a}/a)$ called the Hubble constant is the rate of expansion of the universe at present. The variables $\Omega_i = \rho_i/\rho_c$ will give the fractional contribution of different components of the universe (i denoting baryons, dark matter, radiation, etc.) to the critical density. Observations then lead to the following results:

(1) Our universe has $\Omega_{tot} = 1.08$. The value of Ω_{tot} can be determined from the angular anisotropy spectrum of the cosmic microwave background radiation (CMBR; see Section 5) and these observations (combined with the reasonable assumption that $h > 0.5$) show^{2,3} that we live in a universe with critical density, so that $k = 0$.

(2) Observations of primordial deuterium produced in big bang nucleosynthesis (which took place when the universe was about few minutes in age) as well as the CMBR observations show⁴ that the total amount of baryons in the universe contributes about $\Omega_B = (0.024 \pm 0.0012)h^2$. Given the independent observations¹ which $h = 0.72 \pm 0.07$, we conclude that $\Omega_B = 0.04 \pm 0.06$. These observations take into account all baryons which exist in the universe today irrespective of whether they are luminous or not. Combined with previous item we conclude that most of the universe is non-baryonic.

(3) Host of observations related to large scale structure and dynamics (rotation curves of galaxies, estimate of cluster masses, gravitational lensing, galaxy surveys ..) all suggest⁵ that the universe is populated by a non-luminous component of matter (dark matter; DM hereafter) made of weakly interacting massive particles which does cluster at galactic scales. This component contributes about $\Omega_{DM} = 0.20 \pm 0.35$ and has the simple equation of state $p_{DM} = 0$. (In the relativistic theory, the pressure p/mv^2 is negligible compared to energy density ρ/mc^2 for non relativistic particles.). The second equation in Eq.(1), then gives Ω_{DM} / a^3 as the universe expands which arises from the evolution of number density of particles: $\rho = nm^2c^2 / n / a^3$:

(4) Combining the last observation with the first we conclude that there must be (at least) one more component to the energy density of the universe contributing about 70% of critical density. Early analysis of several observations⁶ indicated that this component is unclustered and has negative pressure. This is confirmed dramatically by the supernova observations (see Ref. 7; for a critical look at the data, see Ref. 8). The observations suggest that the missing component has $w = p = -0.78$ and contributes $\rho_{DE} = 0.60 \pm 0.75$. The simplest choice for such dark energy with negative pressure is the cosmological constant which is a term that can be added to Einstein's equations. This term acts like a fluid with an equation of state $p_{DE} = -\rho_{DE}$; the second equation in Eq.(1), then gives $\rho_{DE} = \text{constant}$ as universe expands.

(5) The universe also contains radiation contributing an energy density $\rho_R h^2 = 2.56 \times 10^{-5}$ today most of which is due to photons in the CMBR. The equation of state is $p_R = (1/3)\rho_R$; the second equation in Eq.(1), then gives $\rho_R \propto a^{-4}$. Combining it with the result $\rho_R \propto T^4$ for thermal radiation, it follows that $T \propto a^{-1}$. Radiation is dynamically irrelevant today but since $(\rho_R = \rho_{DM}) \propto a^{-1}$ it would have been the dominant component when the universe was smaller by a factor larger than $\rho_{DM} = \rho_R \propto 4 \times 10^4 \rho_{DM} h^2$.

(6) Together we conclude that our universe has (approximately) $\rho_{DE} \approx 0.7$; $\rho_{DM} \approx 0.26$; $\rho_B \approx 0.04$; $\rho_R \approx 5 \times 10^{-5}$. All known observations are consistent with such an admittedly weird composition for the universe.

Using $\rho_R \propto a^{-3}$; $\rho_R \propto a^{-4}$ and $\rho_{DE} = \text{constant}$ we can write Eq.(1) in a convenient dimensionless form as

$$\frac{1}{2} \left(\frac{dq}{dt} \right)^2 + V(q) = E \quad (2)$$

where $t = H_0 t$; $a = a_0 q(t)$; $\rho_{NR} = \rho_B + \rho_{DM}$ and

$$V(q) = \frac{1}{2} \frac{\rho_R}{q^2} + \frac{\rho_{NR}}{q} + \rho_{DE} q^2; \quad E = \frac{1}{2} (1 - \rho_{tot}): \quad (3)$$

This equation has the structure of the first integral of motion of a particle with energy E in a potential $V(q)$. For models with $\rho_{NR} + \rho_{DE} = 1$, we can take $E = 0$ so that $(dq/dt) = \pm \sqrt{V(q)}$. Based on the observed composition of the universe, we can identify three distinct phases in the evolution of the universe when the temperature is less than about 100 GeV. At high redshifts (small q) the universe is radiation dominated and q is independent of the other cosmological parameters. Then Eq.(2) can be easily integrated to give $a(t) \propto t^{1/2}$ and the temperature of the universe decreases as $T \propto t^{-1/2}$. As the universe expands, a time will come

when $(t = t_{\text{eq}}, a = a_{\text{eq}} \text{ and } z = z_{\text{eq}}, \text{ say})$ the matter energy density will be comparable to radiation energy density. For the parameters described above, $(1 + z_{\text{eq}}) = \Omega_{\text{NR}} / \Omega_{\text{R}} \approx 4 \times 10^4 h^2$. At lower redshifts, matter will dominate over radiation and we will have $a \propto t^{2/3}$ until fairly late when the dark energy density will dominate over non relativistic matter. This occurs at a redshift of z_{DE} where $(1 + z_{\text{DE}}) = (\Omega_{\text{DE}} / \Omega_{\text{NR}})^{1/3}$. For $\Omega_{\text{DE}} = 0.7$; $\Omega_{\text{NR}} = 0.3$, this occurs at $z_{\text{DE}} = 0.33$. In this phase, the velocity q changes from being a decreasing function to an increasing function leading to an accelerating universe (see Fig 2). In addition to these, we believe that the universe probably went through a rapidly expanding, inflationary, phase very early when $T \approx 10^{14} \text{ GeV}$; we will say more about this in Section 4. (For a textbook description of these and related issues, see e.g. Ref. 9.)

3. Growth of structures in the universe

Having discussed the dynamics of the smooth universe, let us turn our attention to the formation of structures. In the conventional paradigm for the formation of structures in the universe, some mechanism is invoked to generate small perturbations in the energy density in the very early phase of the universe. These perturbations then grow due to gravitational instability and eventually form the structures which we see today. Such a scenario is constrained most severely by CMBR observations at $z \approx 10^3$. Since the perturbations in CMBR are observed to be small (10^{-5} to 10^{-4} depending on the angular scale), it follows that the energy density perturbations were small compared to unity at the redshift of $z \approx 10^3$.

The central quantity one uses to describe the growth of structures is the density contrast defined as $\delta(t; \mathbf{x}) = [\rho(t; \mathbf{x}) - \rho_{\text{bg}}(t)] / \rho_{\text{bg}}(t)$ which characterizes the fractional change in the energy density compared to the background. Since one is often interested in the statistical description of structures in the universe, it is conventional to assume that δ (and other related quantities) are elements of a statistical ensemble. Many popular models of structure formation suggest that the initial density perturbations in the early universe can be represented as a Gaussian random variable with zero mean and a given initial power spectrum. The latter quantity is defined through the relation $P(t; \mathbf{k}) = \langle \delta_{\mathbf{k}}(t) \delta_{\mathbf{k}}^*(t) \rangle$ where $\delta_{\mathbf{k}}$ is the Fourier transform of $\delta(t; \mathbf{x})$ and $\langle \dots \rangle$ indicates averaging over the ensemble. The two-point correlation function $\xi(t; \mathbf{x})$ of the density distribution is defined as the Fourier transform of $P(t; \mathbf{k})$ over \mathbf{k} .

When the $\ell = 1$, its evolution can be studied by linear perturbation theory and each of the spatial Fourier modes $\delta_{\mathbf{k}}(t)$ will grow independently. Then the power spectra $P(k; t) = \langle \delta_{\mathbf{k}}(t) \delta_{\mathbf{k}}^*(t) \rangle$ at two different times in the linear regime are related by $P(k; t_f) = F^2(k; t_f; t_i; bg) P(k; t_i)$ where F (called transfer function) depends only on the parameters of the background universe (denoted generically as "bg") but not on the initial power spectrum. The form of F is essentially decided by two factors: (i) The relative magnitudes of the proper wavelength of perturbation $\lambda_{\text{prop}}(t) / a(t)$ and the Hubble radius $d_H(t) = H^{-1}(t) = (\dot{a}/a)^{-1}$ and (ii) whether the universe is radiation dominated or matter dominated. At sufficiently early epochs, the universe will be radiation dominated and the proper wavelength $\lambda_{\text{prop}}(t) / a(t) \propto t^{1/2}$ will be larger than $d_H(t) / t$. The density contrast of such modes, which are bigger than the Hubble radius, will grow⁹ as a^2 until $\lambda_{\text{prop}} = d_H(t)$. (See the footnote on page 10.) When this occurs, the perturbation at a given wavelength is said to enter the Hubble radius. If $\lambda_{\text{prop}} < d_H$ and the universe is radiation dominated, the matter perturbation does not grow significantly and increases at best only logarithmically.^{9,10} Later on, when the universe becomes matter dominated for $t > t_{\text{eq}}$, the perturbations again begin to grow. (Some of these details depend on the gauge chosen for describing the physics but, of course, the final observable results are gauge independent; we shall not worry about this feature in this article.)

It follows from this description that modes with wavelengths greater than $d_{\text{eq}} = d_H(t_{\text{eq}})$ which enter the Hubble radius only in the matter dominated epoch continue to grow at all times; modes with wavelengths smaller than d_{eq} suffer lack of growth (in comparison with longer wavelength modes) during the period $t_{\text{enter}} < t < t_{\text{eq}}$. This fact distorts the shape of the primordial spectrum by suppressing the growth of small wavelength modes (with $k > k_{\text{eq}} = 2\pi/d_{\text{eq}}$ that enter the Hubble radius in the radiation dominated phase) in comparison with longer ones, with the transition occurring at the wave number k_{eq} corresponding to the length scale $d_{\text{eq}} = d_H(z_{\text{eq}}) = (2\pi/k_{\text{eq}}) \approx 13 (h^2)^{-1} \text{Mpc}$. Very roughly, the shape of $F^2(k)$ can be characterized by the behaviour $F^2(k) \propto k^{-4}$ for $k > k_{\text{eq}}$ and $F^2 \approx 1$ for $k < k_{\text{eq}}$. The spectrum at wavelengths λ_{eq} is undistorted by the evolution since F^2 is essentially unity at these scales.

We will see in the next section that inflationary models generate an initial power spectrum of the form $P(k) \propto k$. The evolution described above will distort it to the form $P(k) \propto k^{-3}$ for $k > k_{\text{eq}}$ and leave it undistorted with $P \propto k$ for $k < k_{\text{eq}}$. The power per logarithmic band in the

wavenumber, $\delta^2 / k^3 P(k)$, is approximately constant for $k > k_{eq}$ (actually increasing as $\ln k$ because of the logarithmic growth in the radiation dominated phase) and decreases as $\delta^2 / k^4 / \Omega^4$ at large wavelengths. It follows that δ^2 is a monotonically decreasing function of the wavelength with more power at small length scales.

When $k \ll 1$, linear perturbation theory breaks down at the spatial scale corresponding to $\delta^2 = 2/k$. Since there is more power at small scales, smaller scales go non-linear first and structure forms hierarchically. (Observations suggest that, in today's universe scales smaller than about $8h^{-1}$ Mpc are non-linear; see Fig.1) As the universe expands, the overdense region will expand more slowly compared to the background, will reach a maximum radius, contract and virialize to form a bound nonlinear halo of dark matter. The baryons in the halo will cool and undergo collapse in a fairly complex manner because of gas dynamical processes. It seems unlikely that the baryonic collapse and galaxy formation can be understood by analytic approximations; one needs to do high resolution computer simulations to make any progress.¹¹

The non linear evolution of the dark matter halos is somewhat different and worth mentioning because it contains the fascinating physics of statistical mechanics of self gravitating systems.¹² The standard instability of gravitating systems in a static background is moderated by the presence of a background expansion and it is possible to understand various features of nonlinear evolution of dark matter halos using different analytic approximations.¹³ Among these, the existence of certain nonlinear scaling relations which allows one to compute nonlinear power spectrum from linear power spectrum by a nonlocal scaling relation seems to be most intriguing¹⁴. If $\xi(x;t)$ is the mean correlation function of dark matter particles and $\xi_L(x;t)$ is the same quantity computed in the linear approximation, then, it turns out that $\xi(x;t)$ can be expressed as a universal function of $\xi_L(x;t)$ in the form $\xi(x;t) = U[\xi_L(l;t)]$ where $x = l[1 + U[\xi_L(l;t)]]^{1/3}$. Incredibly enough, the form of U can be determined by theory¹⁵ and thus allows one to understand several aspects of nonlinear clustering analytically. This topic has interesting connections with renormalisation group theory, fluid turbulence etc. and deserves the attention of wider community of physicists.

4. Inflation and generation of initial perturbations

We saw that the two length scales which determine the evolution of perturbations are the Hubble radius $d_H(t) = (\dot{a}/a)^{-1}$ and $\lambda(t) = \lambda_0 a(t)$. Using their definitions and Eq.(1), it is easy to show that if $\dot{\lambda} > 0; p > 0$, then $\lambda(t) > d_H(t)$ for sufficiently small t .

This result leads to a major difficulty in conventional cosmology. Normal physical processes can act coherently only over length scales smaller than the Hubble radius. Thus any physical process leading to density perturbations at some early epoch, $t = t_i$, could only have operated at scales smaller than $d_H(t_i)$. But most of the relevant astrophysical scales (corresponding to clusters, groups, galaxies, etc.) were much bigger than $d_H(t)$ at sufficiently early epochs. Therefore, it is difficult to understand how any physical process operating in the early universe could have led to the seed perturbations in the early universe.

One way of tackling this difficulty is to arrange matters such that we have $\lambda(t) < d_H(t)$ at sufficiently small t . Since we cannot do this in any model which has both $\dot{\lambda} > 0; p > 0$ we need to invoke some exotic physics to get around this difficulty. The standard procedure is to make $a(t)$ increase rapidly with t (for example, exponentially or as $a \propto t^n$ with $n \gg 1$, which requires $p < 0$) for a brief period of time. Such a rapid growth is called "inflation" and in conventional models of inflation,¹⁶ the energy density during the inflationary phase is provided by a scalar field with a potential $V(\phi)$. If the potential energy dominates over the kinetic energy, such a scalar field can act like an ideal fluid with the equation of state $p = -\rho$ and lead to $a(t) \propto e^{Ht}$ during inflation. Fig. (4) shows the behaviour of the Hubble radius and the wavelength $\lambda(t)$ of a generic perturbation (line AB) for a universe which underwent exponential inflation. In such a universe, it is possible for quantum fluctuations of the scalar field at A (when the perturbation scale leaves the Hubble radius) to manifest as classical perturbations at B (when the perturbation enters the Hubble radius). We will now briefly discuss these processes.

Consider a scalar field $\phi(t; \mathbf{x})$ which is nearly homogeneous in the sense that we can write $\phi(t; \mathbf{x}) = \bar{\phi}(t) + \delta\phi(t; \mathbf{x})$ with $\delta\phi \ll \bar{\phi}$. Let us first ignore the fluctuations and consider how one can use the mean value to drive a rapid expansion of the universe. The Einstein's equation (for $k = 0$) with the field $\phi(t)$ as the source can be written in the form

$$\frac{\ddot{a}}{a^2} = H^2(t) = \frac{1}{3M_{Pl}^2} \left(\frac{1}{2} \dot{\phi}^2 + V(\phi) \right) \quad (4)$$

where $V(\phi)$ is the potential for the scalar field and $M_{\text{Pl}} = (8\pi G)^{-1/2} = 2.4 \times 10^{18}$ GeV in units with $\hbar = c = 1$. Further, the equation of motion for the scalar field in an expanding universe reduces to

$$\ddot{\phi} + 3H\dot{\phi} = -\frac{dV}{d\phi} \quad (5)$$

The solutions of Eqs. (4), (5) giving $a(t)$ and $\phi(t)$ will depend critically on the form of $V(\phi)$ as well as the initial conditions. Among these solutions, there exists a subset in which $a(t)$ is a rapidly growing function of t , either exponentially or as a power law $a(t) \propto t^n$ with an arbitrarily large value of n . It is fairly easy to verify that the solutions to Eqs. (4), (5) can be expressed in the form

$$V(\phi) = 3H^2 M_{\text{Pl}}^2 \left(1 + \frac{H^2}{3H^2} \right); \quad \phi(t) = \int dt [2H M_{\text{Pl}}^2]^{1/2} \quad (6)$$

Equation (6) completely solves the (reverse) problem of finding a potential $V(\phi)$ which will lead to a given $a(t)$. For example, power law expansion of the universe [$a \propto t^n$] can be generated by using a potential $V \propto \exp\left[\frac{2}{(2-n)}\left(\frac{\phi}{M_{\text{Pl}}}\right)\right]$.

A more generic way of achieving this is through potentials which allow what is known as slow roll-over. Such potentials have a gently decreasing form for $V(\phi)$ for a range of values for ϕ allowing $\phi(t)$ to evolve very slowly. Assuming a sufficiently slow evolution of $\phi(t)$ we can ignore: (i) the $\ddot{\phi}$ term in equation Eq. (5) and (ii) the kinetic energy term $\frac{1}{2}\dot{\phi}^2$ in comparison with the potential energy $V(\phi)$ in Eq. (4). In this limit, Eq. (4), Eq. (5) become

$$H^2 \approx \frac{V(\phi)}{3M_{\text{Pl}}^2}; \quad 3H\dot{\phi} = -V'(\phi) \quad (7)$$

The validity of slow roll over approximation thus requires the following two parameters to be sufficiently small:

$$\epsilon = \frac{M_{\text{Pl}}^2}{2} \left(\frac{V'}{V} \right)^2; \quad \eta = M_{\text{Pl}}^2 \frac{V''}{V} \quad (8)$$

The end point for inflation can be taken to be the epoch at which ϵ becomes comparable to unity. If the slow roll-over approximation is valid until a time $t = t_{\text{end}}$, the amount of inflation can be characterized by the ratio $\ln[a(t_{\text{end}})/a(t)]$. If $N(t) = \ln[a(t_{\text{end}})/a(t)]$, then Eq. (7) gives

$$N = \ln \frac{a(t_{\text{end}})}{a(t)} = \int_t^{t_{\text{end}}} H dt \approx \int_t^{t_{\text{end}}} \frac{1}{M_{\text{Pl}}^2} \frac{V}{V'} d\phi \quad (9)$$

This provides a general procedure for quantifying the rapid growth of $\delta(t)$ arising from a given potential.

Let us next consider the spectrum of density perturbations which are generated from the quantum fluctuations of the scalar field.¹⁷ This requires the study of quantum field theory in a time dependent background which is non-trivial. There are several conceptual issues (closely related to the issue of general covariance of quantum field theory and the particle concept¹⁸) in obtaining a number density perturbation from inherently quantum fluctuations. We shall not discuss these issues and will adopt a heuristic approach, as follows:

In the deSitter spacetime with $a(t) \propto \exp(Ht)$, there is a horizon in the spacetime and associated temperature $T = (H/2\pi)$ just as in the case of black holes.¹⁹ Hence the scalar field will have an intrinsic rms fluctuation

$\delta = (H/2\pi)$ in the deSitter spacetime at the scale of the Hubble radius. This will cause a time shift $\delta t = \delta/H$ in the evolution of the field between patches of the universe of size about H^{-1} . This, in turn, will lead to an rms fluctuation $\delta = (k^3 P)^{1/2}$ of amplitude $\delta a = (\delta a) \delta t H^2 = (2\pi)^{-1}$ at the Hubble scale. Since the wavelength of the perturbation is equal to Hubble radius at A (see Fig. (4)), we conclude that the rms amplitude of the perturbation when it leaves the Hubble radius is: $\delta_A = H^2 = (2\pi)^{-1}$. Between A and B (in Fig. (4)) the wavelength of the perturbation is bigger than the Hubble radius and one can show^a that $\delta_A = \delta_B$ giving $\delta_B = H^2 = (2\pi)^{-1}$. Since this is independent of k , it follows that all perturbations enter the Hubble radius with constant power per decade. That is $\delta^2(k; a) / k^3 P(k; a)$ is independent of k when evaluated at $a = a_{\text{enter}}(k)$ for the relevant mode.

From this, it follows that $P(k; a) \propto k$ at constant a . To see this, note that if $P \propto k^n$, then the power per logarithmic band of wave numbers is $\delta^2 / k^3 P(k) \propto k^{(n+3)}$. Further, when the wavelength of the mode is larger than the Hubble radius, during the radiation dominated phase, the perturbation grows (see footnote) as $\delta \propto a^2$ making $\delta^2 \propto a^4 k^{(n+3)}$. The epoch a_{enter} at which a mode enters the Hubble radius is determined by the

^aFor a single component universe with $p = w / a^{3(1+w)}$, we have from Eq. (1), the result $\dot{a} = (4G/3)(1+3w)a$. Perturbing this relation to $\dot{a} + \delta\dot{a} = \dot{a} + \delta\dot{a}$ and using $\delta\dot{a} = (\delta\dot{a}) = (3+3w)\delta a$ we find that δa satisfies the equation $t^2 \ddot{a} = m \dot{a}$ with $m = (2+9)(1+3w)(2+3w)(1+w)^{-2}$. This has power law solutions $\delta a \propto t^p$ with $p(p-1) = m$. The growing mode corresponds to the density contrast $\delta / (a=a)$ which is easily shown to vary as $\delta / (a^2)^{1/2}$. In the inflationary phase, $\dot{a} = \text{const.}$, $\delta \propto a^2$; in the radiation dominated phase, $\delta \propto a^{-4}$; $\delta \propto a^2$. The result follows from these scalings.

relation $2/a_{\text{enter}} = k = d_H$. Using $d_H \propto t/a^2$ in the radiation dominated phase, we get $a_{\text{enter}} \propto k^{-1}$ so that

$$P(k; a_{\text{enter}}) \propto a_{\text{enter}}^4 k^{(n+3)} \propto k^{(n-1)} \quad (10)$$

So if the power $P \propto k^3$ per octave in k is independent of scale k , at the time of entering the Hubble radius, then $n = 1$. In fact, a prediction that the initial fluctuation spectrum will have a power spectrum $P = A k^n$ with $n = 1$ was made by Harrison and Zeldovich,²⁰ years before inflationary paradigm, based on general arguments of scale invariance. Inflation is one possible mechanism for generating such scale invariant perturbations.

As an example, consider the case of $V(\phi) = M^4$, for which Eq.(9) gives $N = H^2 t^2 = 2$ and the amplitude of the perturbations at Hubble scale is:

$$\delta \rho / \rho \propto \frac{H^2}{V^0} \propto \frac{3H^3}{V^0} \propto 1/2 N^{-3/2} \quad (11)$$

If we want inflation to last for reasonable amount of time ($N \gtrsim 60$, say) and $\delta \rho / \rho \sim 10^{-5}$ (as determined from CMBR temperature anisotropies; see Section 5), then we require $V^0 \sim 10^{15}$. This has been a serious problem in virtually any reasonable model of inflation: The parameters in the potential need to be extremely fine tuned to match observations.

It is not possible to obtain n strictly equal to unity in realistic models, since scale invariance is always broken at some level. In a wide class of inflationary models this deviation is given by $(1-n) \propto 6 - 2\epsilon$ (where ϵ and η are defined by Eq. (8)); this deviation $(1-n)$ is obviously small when the slow roll over approximation ($\epsilon \ll 1$; $\eta \ll 1$) holds.

The same mechanism that produces density perturbations (which are scalar) will also produce gravitational wave (tensor) perturbations of some magnitude $\delta \rho_{\text{grav}}$. Since both the scalar and tensor perturbations arise from the same mechanism, one can relate the amplitudes of these two and show that $(\delta \rho_{\text{grav}})^2 \propto 12/4$; clearly, the tensor perturbations are small compared to the scalar perturbations. Further, for generic inflationary potentials, $\epsilon \gg \eta$ so that $(1-n) \approx 4$ giving $\delta \rho_{\text{grav}} \propto \delta \rho \propto (1-n)^{-3/2} \propto 0$. This is a relation between three quantities all of which are (in principle) directly observable and hence it can provide a test of the underlying model if and when we detect the stochastic gravitational wave background.

Finally, we mention the possibility that inflationary regime might act as a magnifying glass and bring the transplanckian regime of physics within the scope of direct observations.²¹ To see how this could be possible, note that a scale a_0 today would have been $a_f = a_0 (T_0/T_f) =$

3×10^{-27} at the end of inflation and $\rho_i = \rho_f \exp(-N)$, $\rho_f e^{-70}$ at the beginning of inflation, for typical numbers used in the inflationary scenario. This gives $\rho_i \approx 3L_P$ ($L_P = 10^{-33}$ cm) showing that most of the astrophysically relevant scales were smaller than Planck length, $L_P = (G\hbar/c^3)^{1/2} \approx 10^{-33}$ cm, during the inflation! Phenomenological models which make specific predictions regarding transplanckian physics (like dispersion relations,²² for example) can then be tested using the signature they leave on the pattern of density perturbations which are generated.

5. Temperature anisotropies of the CMBR

When the universe cools through $T \approx 1$ eV, the electrons combine with nuclei forming neutral atoms. This recombination takes place at a redshift of about $z \approx 10^3$ over a redshift interval $z \approx 80$. Once neutral atoms form, the photons decouple from matter and propagate freely from $z = 10^3$ to $z = 0$. This CMB radiation, therefore, contains fossilized signature of the conditions of the universe at $z = 10^3$ and has been an invaluable source of information.

If physical process has led to inhomogeneities in the $z = 10^3$ spatial surface, then these inhomogeneities will appear as temperature anisotropies ($\delta T/T$) $S(\theta; \phi)$ of the CMBR in the sky today where $(\theta; \phi)$ denotes two angles in the sky. It is convenient to expand this quantity in spherical harmonics as $S(\theta; \phi) = \sum_{lm} a_{lm} Y_{lm}(\theta; \phi)$. If n and m are two directions in the sky with an angle θ between them, the two-point correlation function of the temperature fluctuations in the sky can be expressed in the form

$$C(\theta) = \langle S(n) S(m) \rangle = \sum_l \frac{(2l+1)}{4} C_l P_l(\cos \theta); \quad C_l = \langle a_{lm}^2 \rangle \quad (12)$$

Roughly speaking, $l \propto 1/\theta$ and we can think of the $(l; m)$ pair as analogue of $(\mathbf{x}; \mathbf{k})$ variables in 3-D.

The primary anisotropies of the CMBR can be thought of as arising from three different sources (even though such a separation is gauge dependent).

- (i) The first is the gravitational potential fluctuations at the last scattering surface (LSS) which will contribute an anisotropy $(\delta T/T)^2 \propto k^3 P(k)$ where $P(k) \propto P(k) = k^4$ is the power spectrum of gravitational potential. (The gravitational potential satisfies $\nabla^2 \phi \propto \rho$ which becomes $k^2 \phi \propto k$ in Fourier space; so $P(k) \propto \langle \phi_k^2 \rangle \propto k^4 \langle \phi_k^2 \rangle / P(k) = k^4$.) This anisotropy arises because photons climbing out of deeper gravitational wells lose more energy on the average.
- (ii) The second source is the Doppler shift

of the frequency of the photons when they are last scattered by moving electrons on the LSS. This is proportional to $(T/T_D)^2 / k^3 P_v$ where $P_v(k) / P = k^2$ is the power spectrum of the velocity field. (The velocity field is given by $v = \nabla \phi / \nabla \tau$ so that, in Fourier space, $v_k = k \phi_k$ and $P_v = \langle v_k^2 \rangle / k^2 P = \langle \phi_k^2 \rangle / k^2 P$.) (iii) Finally, we also need to take into account the intrinsic fluctuations of the radiation field on the LSS. In the case of adiabatic fluctuations, these will be proportional to the density fluctuations of matter on the LSS and hence will vary as $(T/T_{int})^2 / k^3 P(k)$. Of these, the velocity field and the density field (leading to the Doppler anisotropy and intrinsic anisotropy described in (ii) and (iii) above) will oscillate at scales smaller than the Hubble radius at the time of decoupling since pressure support due to baryons will be effective at small scales. At large scales, for a scale invariant spectrum with $P(k) \propto k$, we get:

$$\frac{T}{T_D} \propto \text{const}; \quad \frac{T}{T_D} \propto k^2 / k^2; \quad \frac{T}{T_{int}} \propto k^4 / k^4 \quad (13)$$

where $\ell \propto k^{-1}$ is the angular scale over which the anisotropy is measured. The fluctuations due to gravitational potential dominate at large scales while the sum of intrinsic and Doppler anisotropies will dominate at small scales. Since the latter two are oscillatory, we will expect an oscillatory behaviour in the temperature anisotropies at small angular scales. The typical value for the peaks of the oscillation are at about 0.3 to 0.5 degrees depending on the details of the model.

The above analysis is valid if recombination was instantaneous; but in reality the thickness of the recombination epoch is about $z \approx 80$. Further, the coupling between the photons and baryons is not completely 'tight'. It can be shown that⁹ these features will heavily damp the anisotropies at angular scales smaller than about 0.1 degree.

The fact that different processes contribute to the structure of angular anisotropies makes CMBR a valuable tool for extracting cosmological information. To begin with, the anisotropy at very large scales directly probes modes which are bigger than the Hubble radius at the time of decoupling and allows us to directly determine the primordial spectrum. The CMBR observations are consistent with the inflationary model for the generation of perturbations leading to $P = A k^n$ and gives $A \approx (28.3 h^{-1} \text{Mpc})^4$ and $n = 0.97 \pm 0.023$. (The first results²³ were from COBE and later results, especially from WMAP, have refined² them with far greater accuracy).

As we move to smaller scales we are probing the behaviour of baryonic gas coupled to the photons. The pressure support of the gas leads

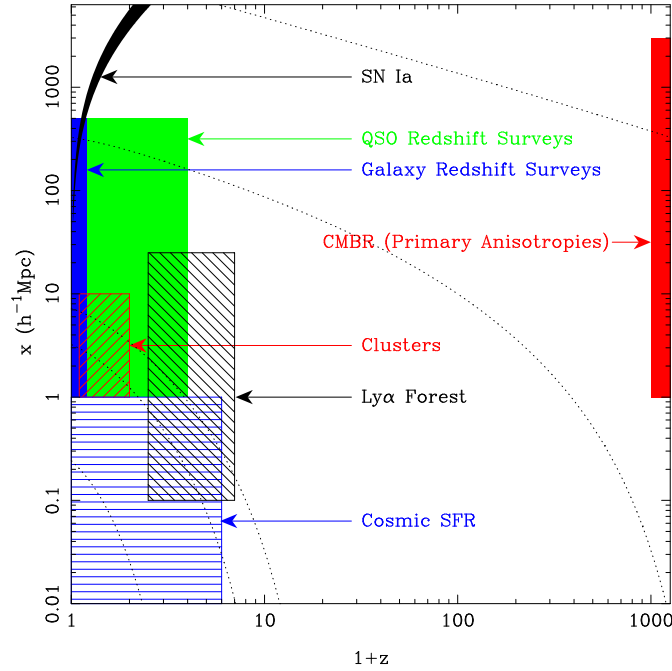


Fig.1. Different observations of cosmological significance and the length scales and redshift ranges probed by them. The broken (thin) lines in the figure are contours of $(k = 2; a) = (5; 1.69; 1; 10^{-2}; 10^{-5})$ from bottom to top. Figure courtesy: T. Roy Choudhury

to modulated acoustic oscillations with a characteristic wavelength at the $z = 10^3$ surface. Regions of high and low baryonic density contrast will lead to anisotropies in the temperature with the same characteristic wavelength (which acts as a standard ruler) leading to a series of peaks in the temperature anisotropy that have been detected. The angles subtended by these acoustic peaks will depend on the geometry of the universe and provides a reliable procedure for estimating the cosmological parameters. Detailed computations⁹ show that: (i) The multipole index l corresponding to the first acoustic peak has a strong, easily observable, dependence on Ω_{tot} and scales as $l_p \propto 220 \Omega_{tot}^{1/2}$ if there is no dark energy and $\Omega_{tot} = \Omega_{NR}$. (ii) But if both non-relativistic matter and dark energy is present, with $\Omega_{NR} + \Omega_{DE} = 1$ and $0 \leq \Omega_{NR} \leq 1$, then the peak has only a very weak dependence on Ω_{NR} and $l_p \propto 220 \Omega_{NR}^{0.1}$. Thus the observed location of the peak (which is around $l \approx 220$) can be used to infer that $\Omega_{tot} \approx 1$. More precisely, the current observations show that $0.98 \leq \Omega_{tot} \leq 1.08$; combining

with $h > 0.5$, this result implies the existence of dark energy.

The heights of acoustic peaks also contain important information. In particular, the height of the first acoustic peak relative to the second one depends sensitively on Ω_B and the current results are consistent with that obtained from big bang nucleosynthesis.⁴

Fig.1 summarises the different observations of cosmological significance and the range of length scales and redshift ranges probed by them. The broken (thin) lines in the figure are contours of $(k = 2\pi/a) = (5; 1.69; 1; 10^{-2}; 10^{-5})$ from bottom to top. Clearly, the regions where $(k/a) > 1$ corresponds to those in which nonlinear effects of structure formation is important. Most of the astrophysical observations — large scale surveys of galaxies, clusters and quasars, observations of intergalactic medium (Ly-forest), star formation rate (SFR), supernova (SN Ia) data etc. — are confined to $0 < z < 7$ while CMBR allows probing the universe around $z = 10^3$. Combining these allows one to use the long "lever arm" of 3 decades in redshift and thus constrain the parameters describing the universe effectively.

6. The Dark Energy

It is rather frustrating that we have no direct laboratory evidence for nearly 96% of matter in the universe. (Actually, since we do not quite understand the process of baryogenesis, we do not understand Ω_B either; all we can theoretically understand now is a universe filled entirely with radiation!). Assuming that particle physics models will eventually (i) explain Ω_B and Ω_{DM} (probably arising from the lightest supersymmetric partner) as well as (ii) provide a viable model for inflation predicting correct value for A , one is left with the problem of understanding Ω_{DE} . While the issues (i) and (ii) are by no means trivial or satisfactorily addressed, the issue of dark energy is lot more perplexing, thereby justifying the attention it has received recently.

The key observational feature of dark energy is that it is treated as a fluid with a stress tensor $T^a_b = \text{diag}(\rho; -p; -p; -p)$ — it has an equation of state $p = w\rho$ with $w = -0.8$ at the present epoch. The spatial part g of the geodesic acceleration (which measures the relative acceleration of two geodesics in the spacetime) satisfies an exact equation in general relativity given by $r_g = -4G(\rho + 3p)$: As long as $(\rho + 3p) > 0$, gravity remains attractive while $(\rho + 3p) < 0$ can lead to repulsive gravitational effects. In other words, dark energy with sufficiently negative pressure will

accelerate the expansion of the universe, once it starts dominating over the normal matter. This is precisely what is established from the study of high redshift supernova, which can be used to determine the expansion rate of the universe in the past.⁷ Figure 2 presents the supernova data as a phase portrait⁸ of the universe. It is clear that the universe was decelerating at high redshifts and started accelerating when it was about two-third of the present size.

$$\Omega_m = 0.00, 0.16, 0.32, 0.48, 0.64, 0.80, 1.00$$

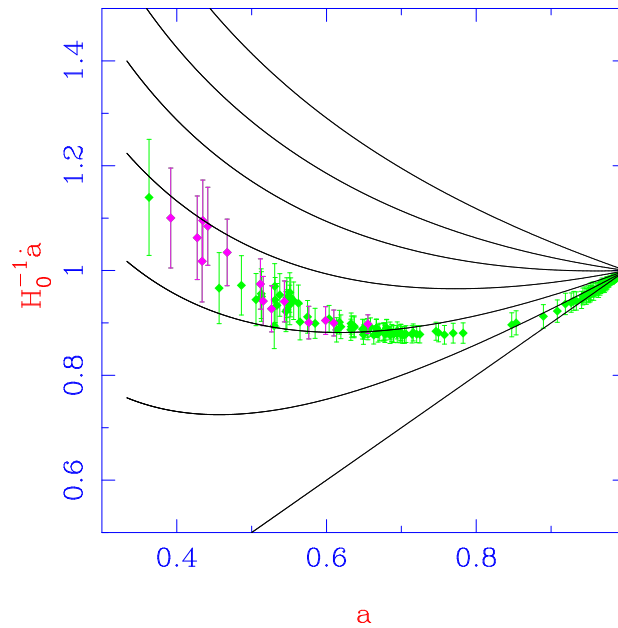


Fig. 2. The \velocity" \dot{a} of the universe is plotted against the \position" a in the form of a phase portrait. The different curves are for models parameterized by the value of Ω_{DM} ($= \Omega_m$) keeping $\Omega_{tot} = 1$. The top-most curve has $\Omega_m = 1$ and the bottom-most curve has $\Omega_m = 0$ and $\Omega_{DE} = 1$. The in-between curves show universes which were decelerating in the past and began to accelerate when the dark energy started dominating. The supernova data clearly favours such a model.

The simplest model for a fluid with negative pressure is the cosmological constant²⁴ with $w = -1$; $\rho = p = \text{constant}$. If the dark energy is indeed a cosmological constant, then it introduces a fundamental length scale in the theory $L = H_0^{-1}$, related to the constant dark energy density ρ_{DE} by

H^2 ($8 G_D E = 3$). In classical general relativity, based on the constants G , c and L , it is not possible to construct any dimensionless combination from these constants. But when one introduces the Planck constant, \hbar , it is possible to form the dimensionless combination $H^2 (G \hbar^2 c^3) (L_P^2 = L^2)$. Observations demand $(L_P^2 = L^2) \cdot 10^{-120}$ requiring enormous fine tuning. What is more, the energy density of normal matter and radiation would have been higher in the past while the energy density contributed by the cosmological constant does not change. Hence we need to adjust the energy densities of normal matter and cosmological constant in the early epoch very carefully so that Ω_{NR} around the current epoch. Because of these conceptual problems associated with the cosmological constant, people have explored a large variety of alternative possibilities. Though none of them does any better than the cosmological constant, we will briefly describe them in view of the popularity these models enjoy.

The most popular alternative to cosmological constant uses a scalar field with a suitably chosen potential $V(\phi)$ so as to make the vacuum energy vary with time. The hope is that, one can find a model in which the current value can be explained naturally without any fine tuning. We will discuss two possibilities based on the lagrangians:

$$L_{\text{quin}} = \frac{1}{2} g_{ab} \dot{\phi}^a \dot{\phi}^b - V(\phi); \quad L_{\text{tach}} = -V(\phi) [1 - g_{ab} \dot{\phi}^a \dot{\phi}^b]^{1/2} \quad (14)$$

Both these lagrangians involve one arbitrary function $V(\phi)$. The first one, L_{quin} , which is a natural generalization of the lagrangian for a non-relativistic particle, $L = (1/2) \dot{q}^2 - V(q)$, is usually called quintessence.²⁵ When it acts as a source in Friedmann universe, it is characterized by a time dependent $w(t) = (1 - (2V = -2)) (1 + (2V = -2))^{-1}$.

The structure of the second lagrangian in Eq. (14) can be understood by an analogy with a relativistic particle with position $q(t)$ and mass m which is described by the lagrangian $L = -m \sqrt{1 - \dot{q}^2}$. We can now construct a field theory by upgrading $q(t)$ to a field and treating the mass parameter m as a function of ϕ [say, $V(\phi)$] thereby obtaining the second lagrangian in Eq. (14). This provides a rich gamut of possibilities in the context of cosmology.^{26,27} This form of scalar field arises in string theories²⁸ and is called a tachyonic scalar field. (The structure of this lagrangian is similar to those analyzed previously in a class of models²⁹ called K-essence.) The stress tensor for the tachyonic scalar field can be written as the sum of a pressureless dust component and a cosmological constant. This suggests a possibility²⁶ of providing a unified description of both dark matter and dark energy using the same scalar field. (It is possible to construct more

complicated scalar field lagrangians with even $w < -1$ describing what is called phantom matter; there are also alternatives to scalar field models, based on brane world scenarios. We shall not discuss either of these.)

Since the quintessence or the tachyonic field has an undetermined function $V(a)$, it is possible to choose this function in order to produce a given $H(a)$. To see this explicitly, let us assume that the universe has two forms of energy density with $\rho(a) = \rho_{\text{known}}(a) + \rho(a)$ where $\rho_{\text{known}}(a)$ arises from any known forms of source (matter, radiation, ...) and $\rho(a)$ is due to a scalar field. Let us first consider quintessence. Here, the potential is given implicitly by the form^{30,26}

$$V(a) = \frac{1}{16G} H^2 (1 - Q)^{-6H^2} + 2aH^0 \frac{aH^0 Q^0}{1 - Q} \quad (15)$$

$$\rho(a) = \frac{1}{8G} \frac{d}{da} \left(\frac{1}{aQ^0} \right) \frac{d \ln H^2}{d \ln a} \quad (16)$$

where $Q(a) = [8G \rho_{\text{known}}(a) - 3H^2(a)]$ and prime denotes differentiation with respect to a . Given any $H(a); Q(a)$, these equations determine $V(a)$ and $\rho(a)$ and thus the potential $V(a)$. Every quintessence model studied in the literature can be obtained from these equations.

Similar results exist for the tachyonic scalar field as well.²⁶ For example, given any $H(a)$, one can construct a tachyonic potential $V(a)$ which is consistent with it. The equations determining $V(a)$ are now given by:

$$\rho(a) = \frac{1}{aH} \frac{d}{da} \left(\frac{aQ^0}{3(1 - Q)} \right) - \frac{2aH^0}{3H} \quad (17)$$

$$V = \frac{3H^2}{8G} (1 - Q)^{-1} + \frac{2aH^0}{3H} \frac{aQ^0}{3(1 - Q)} \quad (18)$$

Again, Eqs. (17) and (18) completely solve the problem. Given any $H(a)$, these equations determine $V(a)$ and $\rho(a)$ and thus the potential $V(a)$. A wide variety of phenomenological models with time dependent cosmological constant have been considered in the literature all of which can be mapped to a scalar field model with a suitable $V(a)$.

While the scalar field models enjoy considerable popularity (one reason being they are easy to construct!) they have not helped us to understand the nature of the dark energy at a deeper level because of several shortcomings: (1) They completely lack predictive power. As explicitly demonstrated above, virtually every form of $a(t)$ can be modeled by a suitable "designer"

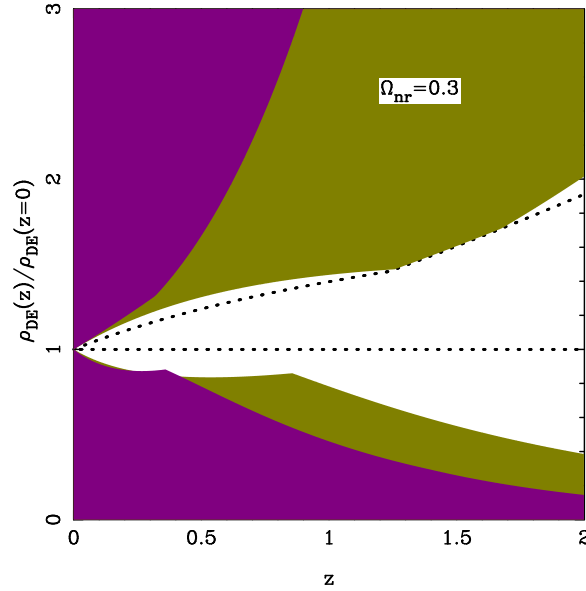


Fig. 3. Constraints on the possible variation of the dark energy density with redshift. The darker shaded region (purple) is excluded by SN observations while the lighter shaded region (green) is excluded by WMAP observations. It is obvious that WMAP puts stronger constraints on the possible variations of dark energy density. The cosmological constant corresponds to the horizontal line at unity. The region between the dotted lines has $w > -1$ at all epochs.

$V(\phi)$. (2) These models are degenerate in another sense. Even when $w(a)$ is known/specified, it is not possible to proceed further and determine the nature of the scalar field Lagrangian. The explicit examples given above show that there are at least two different forms of scalar field Lagrangians (corresponding to the quintessence or the tachyonic field) which could lead to the same $w(a)$. (See Ref. 8 for an explicit example of such a construction.) (3) All the scalar field potentials require fine tuning of the parameters in order to be viable. This is obvious in the quintessence models in which adding a constant to the potential is the same as invoking a cosmological constant. So to make the quintessence models work, we first need to assume the cosmological constant is zero! (4) By and large, the potentials used in the literature have no natural field theoretical justification. All of them are non-renormalisable in the conventional sense and have to be interpreted as a low energy effective potential in an ad-hoc manner.

One key difference between cosmological constant and scalar field mod-

els is that the latter lead to a $w(a)$ which varies with time. If observations have demanded this, or even if observations have ruled out $w = -1$ at the present epoch, then one would have been forced to take alternative models seriously. However, all available observations are consistent with cosmological constant ($w = -1$) and in fact the possible variation of w is strongly constrained³¹ as shown in Figure 3.

Given this situation, we shall take a closer look at the cosmological constant as the source of dark energy in the universe.

7. ...For the Snark was a Boojum, you see

If we assume that the dark energy in the universe is due to a cosmological constant then we are introducing a second length scale, $L = H^{-1}$, into the theory (in addition to the Planck length L_P) such that $(L_P = L) \sim 10^{-60}$. Such a universe will be asymptotically deSitter with $a(t) \sim \exp(t/L)$ at late times. Figure 4 summarizes several peculiar features of such a universe.^{32;33}

Using the the Hubble radius $d_H = (a\dot{a})^{-1}$, we can distinguish between three different phases of such a universe. The first phase is when the universe went through a inflationary expansion with $d_H = \text{constant}$; the second phase is the radiation/matter dominated phase in which most of the standard cosmology operates and $d_H \propto t$ increases monotonically; the third phase is that of re-inflation (or accelerated expansion) governed by the cosmological constant in which d_H is again a constant. The first and last phases are time translation invariant; that is, $t \rightarrow t + \text{constant}$ is an (approximate) invariance for the universe in these two phases. The universe satisfies the perfect cosmological principle and is in steady state during these phases! In fact, one can easily imagine a scenario in which the two deSitter phases (first and last) are of arbitrarily long duration.³² If $\Omega_{DM} \approx 0.3$ the final deSitter phase does last forever; as regards the inflationary phase, one can view it as lasting for arbitrarily long duration.

Given the two length scales L_P and L , one can construct two energy densities $\rho_P = 1/L_P^4$ and $\rho = 1/L^4$ in natural units ($c = \hbar = 1$). The first is, of course, the Planck energy density while the second one also has a natural interpretation. The universe which is asymptotically deSitter has a horizon and associated thermodynamics¹⁹ with a temperature $T = H/2\pi$ and the corresponding thermal energy density $\rho_{\text{thermal}} \propto T^4 \propto 1/L^4$. Thus L_P determines the highest possible energy density in the universe while L determines the lowest possible energy density in this

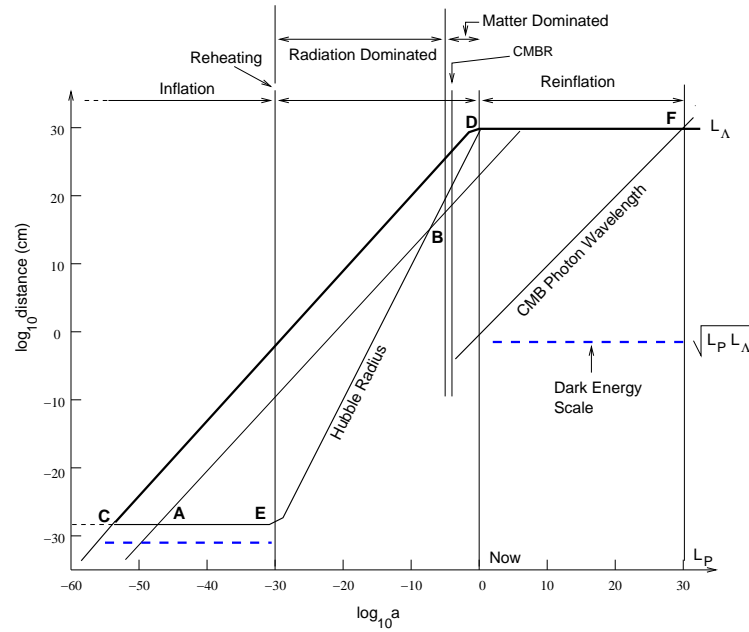


Fig. 4. The geometrical structure of a universe with two length scales L_P and L_Λ corresponding to the Planck length and the cosmological constant. See text for detailed description of the figure.

universe. As the energy density of normal matter drops below this value, the thermal ambience of the deSitter phase will remain constant and provide the irreducible 'vacuum noise'. Note that the dark energy density is the geometric mean $\rho_{DE} = \sqrt{\rho_P}$ between the two energy densities. If we define a dark energy length scale L_{DE} such that $\rho_{DE} = 1/L_{DE}^4$ then $L_{DE} = \sqrt{L_P L_\Lambda}$ is the geometric mean of the two length scales in the universe. The figure 4 also shows the L_{DE} by broken horizontal lines.

While the two deSitter phases can last forever in principle, there is a natural cut off length scale in both of them which makes the region of physical relevance to be finite.³² In the case of re-inflation in the late universe, this happens (at point F) when the temperature of the CMBR radiation drops below the deSitter temperature. The universe will be essentially dominated by the vacuum thermal noise of the deSitter phase for

$a > a_F$. One can easily determine the dynamic range of DF to be

$$\frac{a_F}{a_D} = 2 \frac{T_0 L}{D_M} \frac{1=3}{10^0} \quad (19)$$

A natural bound on the duration of inflation arises for a different reason. Consider a perturbation at some given wavelength scale which is stretched with the expansion of the universe as $\propto a(t)$. (See the line marked AB in Fig.4.) If there was no re-inflation, all the perturbations will 're-enter' the Hubble radius at some time (the point B in Fig.4). But if the universe undergoes re-inflation, then the Hubble radius 'attens out' at late times and some of the perturbations will never reenter the Hubble radius! This criterion selects the portion of the inflationary phase (marked by CE) which can be easily calculated to be:

$$\frac{a_E}{a_C} = \frac{T_0 L}{T_{\text{reheat}} H_{\text{in}}^{-1}} \frac{1=3}{D_M} = \frac{(a_F = a_D)}{2 T_{\text{reheat}} H_{\text{in}}^{-1}} = 10^{25} \quad (20)$$

where we have assumed a GUTs scale inflation with $E_{\text{GUT}} = 10^{14} \text{ GeV}$ $= T_{\text{reheat}}$ and $H_{\text{in}} = E_{\text{GUT}}^2$ giving $2 H_{\text{in}}^{-1} T_{\text{reheat}} = (3/2)^{1=2} (E_P = E_{\text{GUT}}) = 10^5$. For a Planck scale inflation with $2 H_{\text{in}}^{-1} T_{\text{reheat}} = O(1)$, the phases CE and DF are approximately equal. The region in the quadrilateral CEDF is the most relevant part of standard cosmology, though the evolution of the universe can extend to arbitrarily large stretches in both directions in time. This figure is definitely telling us something regarding the time translation invariance of the universe (the perfect cosmological principle) and more importantly about the breaking of this symmetry, and it deserves more attention than it has received.

Let us now turn to several other features related to the cosmological constant. A non-representative sample of attempts to understand/explain the cosmological constant include those based on QFT in curved space time,³⁴ those based on renormalisation group arguments,³⁵ quantum cosmological considerations,³⁶ various cancellation mechanisms³⁷ and many others. A study of these (failures!) reveals the following:

(a) If observed dark energy is due to cosmological constant, we need to explain the small value of the dimensionless number $(G \sim c^3) = 10^{-120}$. The presence of $G \sim$ clearly indicates that we are dealing with quantum mechanical problem, coupled to gravity. Any purely classical solution (like a classically decaying cosmological constant) will require (hidden or explicit) fine-tuning. At the same time, this is clearly an infra-red issue, in the sense that the phenomenon occurs at extremely low energies!.

(b) In addition to the zero-point energy of vacuum fluctuations (which must gravitate³⁸) the phase transitions in the early universe (at least the well established electro-weak transition) change the ground state energy by a large factor. It is necessary to arrange matters so that gravity does not respond to such changes. Any approach to cosmological constant which does not take this factor into account is fundamentally flawed.

(c) An immediate consequence is that, the gravitational degrees of freedom which couple to cosmological constant must have a special status and behave in a manner different from other degrees of freedom. (The non linear coupling of matter with gravity has several subtleties; see eg. Ref. 39.) If, for example, we have a theory in which the source of gravity is $(+p)$ rather than $(+3p)$, then cosmological constant will not couple to gravity at all. Unfortunately it is not possible to develop a covariant theory of gravity using $(+p)$ as the source. But we can achieve the same objective in different manner. Any metric g_{ab} can be expressed in the form $g_{ab} = f^2(x)q_{ab}$ such that $\det q = 1$ so that $\det g = f^4$. From the action functional for gravity

$$A = \frac{1}{2} \int \sqrt{-g} d^4x (R - 2\Lambda) = \frac{1}{2} \int \sqrt{-q} d^4x (R - 4f^2 \Lambda) \quad (21)$$

it is obvious that the cosmological constant couples only to the conformal factor f . So if we consider a theory of gravity in which $f^4 = \sqrt{-g}$ is kept constant and only q_{ab} is varied, then such a model will be oblivious of direct coupling to cosmological constant and will not respond to changes in bulk vacuum energy. If the action (without the Λ term) is varied, keeping $\det g = -1$, say, then one is lead to a unimodular theory of gravity with the equations of motion $R_{ab} - (1/4)g_{ab}R = (T_{ab} - (1/4)g_{ab}T)$ with zero trace on both sides. Using the Bianchi identity, it is now easy to show that this is equivalent to a theory with an arbitrary cosmological constant. That is, cosmological constant arises as an (undetermined) integration constant in this model.⁴⁰ Unfortunately, we still need an extra physical principle to fix its value.

(d) The conventional discussion of the relation between cosmological constant and the zero point energy is too simplistic since the zero point energy has no observable consequence. The observed non trivial features of the vacuum state arise from the fluctuations (or modifications) of this vacuum energy. (This was, in fact, known fairly early in the history of cosmological constant problem; see, e.g., Ref. 41). If the vacuum probed by the gravity can readjust to take away the bulk energy density $\rho = L_p^{-4}$, quantum fluctuations can generate the observed value ρ_{DE} . One of the simplest models⁴² which achieves this uses the fact that, in the semiclassical

lim it, the wave function describing the universe of proper four-volume V will vary as $\exp(-iA_0)/\exp[-i(\int_V \sqrt{g} d^4x)]$. If we treat $(\sqrt{g}; V)$ as conjugate variables then uncertainty principle suggests $\sqrt{g} = V$. If the four volume is built out of Planck scale substructures, giving $V = N L_P^4$, then the Poisson fluctuations will lead to $\sqrt{g} = \sqrt{V} L_P^2$ giving $\sqrt{g} = L_P^2 = V^{-1/2} = H_0^2$. (This idea can be made more quantitative^{42;43}.)

In fact, it is inevitable that in a universe with two length scale L_P, L , the vacuum fluctuations will contribute an energy density of the correct order of magnitude $\rho_{DE} = \frac{1}{L_P^4}$. The hierarchy of energy scales in such a universe has^{32;44} the pattern

$$\rho_{vac} = \frac{1}{L_P^4} + \frac{1}{L_P^4} \frac{L_P^2}{L^2} + \frac{1}{L_P^4} \frac{L_P^4}{L^4} + \dots \quad (22)$$

The first term is the bulk energy density which needs to be renormalized away (by a process which we do not understand at present); the third term is just the thermal energy density of the deSitter vacuum state; what is interesting is that quantum fluctuations in the matter fields inevitably generate the second term. A rigorous calculation⁴⁴ of the dispersion in the energy shows that the fluctuations in the energy density, inside a region bounded by a cosmological horizon, is given by

$$\rho_{vac} / L_P^2 L^2 \sim \frac{H^2}{G} \quad (23)$$

The numerical coefficient will depend on the precise nature of infrared cut-off radius (like whether it is L or $L/2$ etc.). But one cannot get away from a fluctuation of magnitude $\rho_{vac} \sim H^2/G$ that will exist in the energy density inside a sphere of radius H^{-1} if Planck length is the UV cut-off. Since observations suggest that there is indeed a ρ_{vac} of similar magnitude in the universe, it seems natural to identify the two, after subtracting out the mean value for reasons which we do not understand. This approach explains why there is a surviving cosmological constant which satisfies $\rho_{DE} = \frac{1}{L_P^4}$ but not why the leading term in Eq. (22) should be removed.

8. Deeper Issues in Cosmology

It is clear from the above discussion that parametrised cosmology, which attempts to describe the evolution of the universe in terms of a small number of parameters, has made considerable progress in recent years. Having done this, it is tempting to ask more ambitious questions, some of which we will briefly discuss in this section.

There are two obvious questions a cosmologist faces every time (s)he gives a popular talk, for which (s)he has no answer! The first one is: Why do the parameters of the universe have the values they have? Today, we have no clue why the real universe follows one template out of a class of models all of which are permitted by the known laws of physics (just as we have no idea why there are three families of leptons with specified mass ratios etc.) Of the different cosmological parameters, Ω_m ; Ω_b ; Ω_r as well as the parameters of the initial power spectrum A_n should arise from viable particle physics models which actually says something about phenomenology. (Unfortunately, these research areas are not currently very fashionable.) On the other hand, it is not clear how we can understand Ω_{DE} without a reasonably detailed model for quantum gravity. In fact, the acid test for any viable quantum gravity model is whether it has something nontrivial to say about Ω_{DE} ; all the current candidates have nothing to offer on this issue and thus fail the test.

The second question is: How (and why!) was the universe created and what happened before the big bang? The cosmologist giving the public lecture usually mumbles something about requiring a quantum gravity model to circumvent the classical singularity | but we really have no idea!. String theory offers no insight; the implications of loop quantum gravity for quantum cosmology have attracted fair amount of attention recently⁴⁵ but it is fair to say we still do not know how (and why) the universe came into being.

What is not often realised is that certain aspects of this problem transcend the question of technical tractability of quantum gravity and can be presented in more general terms. Suppose, for example, one has produced some kind of theory for quantum gravity. Such a theory is likely to come with a single length scale L_P . Even when one has the back drop of such a theory, it is not clear how one hopes to address questions like: (a) Why is our universe much bigger than L_P which is the only scale in the problem i.e., why is the mean curvature of the universe much smaller than L_P^{-2} ? (b) How does the universe, treated as a dynamical system, evolve spontaneously from a quantum regime to classical regime? (c) How does one obtain the notion of a cosmological arrow of time, starting from timeless or at least time symmetric description?

One viable idea regarding these issues seems to be based on vacuum instability which describes the universe as an unstable system with an unbounded Hamiltonian. Then it is possible for the expectation value of spatial curvature to vary monotonically as, say, $\langle R \rangle / L_P^{-2} (t=t_P)$ with some index α , as the universe expands in an unstable mode. Since the con-

formal factor of the metric has the 'wrong' sign for the kinetic energy term, this mode will become semiclassical at rest. Even then it is not clear how the arrow of time related to the expanding phase of the universe arises; one needs to invoke decoherence like arguments to explain the classical limit⁴⁶ and the situation is not very satisfactory.

While the understanding of such 'deeper' issues might require the details of the viable model for quantum gravity, one should not ignore the alternative possibility that we are just not clever enough. It may turn out that certain obvious (low energy) features of the universe, that we take for granted, contain clues to the full theory of quantum gravity (just as the equality of inertial and gravitational masses, known for centuries, was turned on its head by Einstein's insight) if only we manage to find the right questions to ask. To illustrate this point, consider an atomic physicist who solves the Schrodinger equation for the electrons in the helium atom. (S)he will discover that, of all the permissible solutions, only half (which are antisymmetric under the exchange of electrons) are realized in nature though the Hamiltonian of the helium atom offers no insight for this feature. This is a low energy phenomenon the explanation of which lies deep inside relativistic field theory.

In this spirit, there are at least two peculiar features of our universe which are noteworthy:

(i) The first one, which is already mentioned, is the fact that our universe seemed to have evolved spontaneously from a quantum regime to classical regime bringing with it the notion of a cosmological arrow of time.⁴⁶ This is not a generic feature of dynamical systems (and is connected with the fact that the Hamiltonian for the system is unbounded from below).

(ii) The second issue corresponds to the low energy vacuum state of matter fields in the universe and the notion of the particle which is an excitation around this vacuum state. Observations show that, in the classical limit, we do have the notion of an inertial frame, vacuum state and a notion of the particle such that the particle at rest in this frame will see, say, the CMBR as isotropic. This is nontrivial, since the notion of classical particle arises after several limits are taken: Given the formal quantum state $|\psi\rangle$ of gravity and matter, one would first proceed to a limit of quantum fields in curved background, in which the gravity is treated as a c-number⁴⁷. Further taking the $\hbar \rightarrow 0$ limit (to obtain quantum mechanics) and $\hbar \rightarrow 0$ limit (to obtain the classical limit) one will reach the notion of a particle in classical theory. Miraculously enough, the full quantum state of the universe seems to naturally select (in the low

energy classical limit) a local inertial frame, such that the particle at rest in this frame will see the universe as isotropic | rather than the universe as accelerating or rotating, say. This is a nontrivial constraint on [g; matter], especially since the vacuum state and particle concept are ill defined in the curved background¹⁸. One can show that this feature imposes special conditions on the wave function of the universe⁴⁸ in simple models but its wider implications in quantum gravity are unexplored.

References

1. W. Freedman et al., *Ap.J.* 553, 47 (2001); J.R. Mould et al., *Ap.J.* 529, 786 (2000).
2. P. de Bernardis et al., *Nature* 404, 955 (2000); A. Balbi et al., *Ap.J.* 545, L1 (2000); S. Hanany et al., *Ap.J.* 545, L5 (2000); T.J. Pearson et al., *Ap.J.* 591, 556-574 (2003); C.L. Bennett et al., *Ap. J. Suppl.* 148, 1 (2003); D.N. Spergel et al., *Ap.J. Suppl.* 148, 175 (2003); B.S. Mason et al., *Ap.J.* 591, 540-555 (2003). For a recent summary, see e.g., L.A. Page, *astro-ph/0402547*.
3. For a review of the theory, see e.g., K. Subramanian, *astro-ph/0411049*.
4. For a review of BBN, see S. Sarkar, *Rept. Prog. Phys.* 59, 1493-1610 (1996); G. Steigman, *astro-ph/0501591*. The consistency between CMBR observations and BBN is gratifying since the initial MAXIMA-BOOMERANG data gave too high a value as stressed by T. Padmanabhan and Shiv Sethi, *Ap. J.* 555, 125 (2001), [*astro-ph/0010309*].
5. For a critical discussion of the current evidence, see P.J.E. Peebles, *astro-ph/0410284*.
6. G. Efsthathiou et al., *Nature* 348, 705 (1990); J.P. Ostriker, P.J. Steinhardt, *Nature* 377, 600 (1995); J.S. Bagla et al., *Comments on Astrophysics* 18, 275 (1996), [*astro-ph/9511102*].
7. S.J. Perlmutter et al., *Astrophys. J.* 517, 565 (1999); A.G. Reiss et al., *Astron. J.* 116, 1009 (1998); J.L. Tonry et al., *ApJ* 594, 1 (2003); B.J. Barris, *Astrophys. J.* 602, 571-594 (2004); A.G. Reiss et al., *Astrophys. J.* 607, 665-687 (2004).
8. T. Roy Choudhury, T. Padmanabhan, *Astron. Astrophys.* 429, 807 (2005), [*astro-ph/0311622*]; T. Padmanabhan, T. Roy Choudhury, *Mon. Not. Roy. Astron. Soc.* 344, 823 (2003) [*astro-ph/0212573*].
9. See e.g., T. Padmanabhan, *Structure Formation in the Universe*, (Cambridge University Press, Cambridge, 1993); T. Padmanabhan, *Theoretical Astrophysics, Volume III: Galaxies and Cosmology*, (Cambridge University Press, Cambridge, 2002); J.A. Peacock, *Cosmological Physics*, (Cambridge University Press, Cambridge, 1999).
10. Meszaros P. *Astron. Ap.* 38, 5 (1975).
11. Pablo Laguna, in this volume; For a pedagogical description, see J.S. Bagla, *astro-ph/0411043*; J.S. Bagla, T. Padmanabhan, *Pramana* 49, 161-192 (1997), [*astro-ph/0411730*].

12. For a review, see T P adm anabhan, Phys.Rept. 188 , 285 (1990); T . P adm anabhan, (2002) [astro-ph/0206131].
13. Ya.B . Zeldovich, Astron.Astrophys. 5, 84-89,(1970); Gurbatov, S. N. et al,MNRAS 236, 385 (1989); T.G . Brainerd et al, Astrophys.J. 418, 570 (1993); J.S. Bagla, T P adm anabhan, MNRAS 266, 227 (1994), [gr-qc/9304021]; MNRAS, 286 , 1023 (1997), [astro-ph/9605202]; T P adm anabhan, S.Engineer, Ap. J. 493, 509 (1998), [astro-ph/9704224]; S.Engineer et.al, MNRAS 314 , 279-289 (2000), [astro-ph/9812452]; for a recent review, see T.Tatekawa, [astro-ph/0412025].
14. A . J. S. Hamilton et al, Ap. J. 374, L1 (1991);, T P adm anabhan et al, Ap. J. 466, 604 (1996), [astro-ph/9506051]; D . Munshi et al, MNRAS, 290, 193 (1997), [astro-ph/9606170]; J.S.Bagla, et.al, Ap.J. 495, 25 (1998), [astro-ph/9707330]; N Kanekar et al, MNRAS , 324, 988 (2001), [astro-ph/0101562].
15. R . N ityananda, T . P adm anabhan, MNRAS 271, 976 (1994), [gr-qc/9304022]; T . P adm anabhan, MNRAS 278, L29 (1996), [astro-ph/9508124].
16. D .K azanas, Ap.J.Letts. 241, 59 (1980); A .A .Starobinsky, JETP Lett. 30, 682 (1979); Phys.Lett. B 91, 99 (1980); A .H .G uth, Phys.Rev.D 23, 347 (1981); A .D .Linde, Phys.Lett.B 108, 389 (1982); A .A lbrecht, P.J.Steinhardt, Phys. Rev. Lett. 48, 1220 (1982); for a review, see e.g., J. V . Narlikar and T . P adm anabhan, Ann. Rev. Astron. Astrophys. 29, 325 (1991).
17. S. W . H awking, Phys. Lett. B 115, 295 (1982); A .A .Starobinsky, Phys.Lett. B 117, 175 (1982); A .H .G uth, S.-Y .Pi, Phys. Rev. Lett. 49, 1110 (1982); J. M . Bardeen et al, Phys. Rev. D 28, 679 (1983); L. F. Abbott, M .B.W ise, Nucl.Phys.B 244, 541 (1984).
18. S. A .Fulling, Phys. Rev. D 7 2850{2862 (1973); W .G .Unruh, Phys. Rev. D 14, 870 (1976); T . P adm anabhan, T .P .Singh, Class.Quan.Grav. 4, 1397 (1987); L.Sriram kum ar, T . P adm anabhan , Int. Jour. Mod.Phys. D 11, 1 (2002) [gr-qc/9903054].
19. G . W . G ibbons and S W . H awking, Phys. Rev. D 15, 2738 (1977); T P adm anabhan, Mod.Phys.Letts.A 17, 923 (2002), [gr-qc/0202078]; Class.Quant. Grav., 19, 5387 (2002), [gr-qc/0204019]; for a recent review see T . P adm anabhan, Phys. Reports 406, 49 (2005) [gr-qc/0311036].
20. E.R . Harrison, Phys. Rev. D 1, 2726 (1970); Zeldovich Ya B . MNRAS 160, 1p (1972).
21. One of the earliest attempts to include transplanckian effects is in T . P adm anabhan, Phys. Rev. Letts. 60, 2229 (1988); T . P adm anabhan et al, Phys. Rev.D 39 , 2100 (1989). A sample of more recent papers are J.M artin, R.H .Brandenberger, Phys.Rev.D 63, 123501 (2001); A .K em pf, Phys.Rev. D 63 , 083514 (2001); U.H .D anielsson, Phys.Rev. D 66, 023511 (2002); A .A shoorioon et al, Phys.Rev. D 71 023503 (2005); R .Easter, astro-ph/0412613; for a more extensive set of references, see L .Sriram kum ar et al, [gr-qc/0408034].
22. S. Corley, T . Jacobson, Phys.Rev. D 54, 1568 (1996); T . P adm anabhan, Phys.Rev.Lett. 81, 4297-4300 (1998), [hep-th/9801015]; Phys.Rev.D 59

- 124012 (1999), [hep-th/9801138]; A.A. Starobinsky, JETP Lett. 73 371–374 (2001); J.C. Niemeyer, R. Parentani, Phys.Rev. D 64 101301 (2001); J. Kowalski-Glikman, Phys.Lett. B 499 1 (2001); G. Amelino-Camelia, Int.J.Mod.Phys. D 11 35 (2002).
23. G.F. Smoot et al., Ap.J. 396, L1 (1992); T. Padmanabhan, D. Narasimha, MNRAS 259, 41P (1992); G. Efstathiou et al., (1992), MNRAS, 258, 1.
24. P.J.E. Peebles and B. Ratna, Rev. Mod. Phys. 75, 559 (2003); S.M. Carroll, Living Rev. Rel. 4, 1 (2001); T. Padmanabhan, Phys. Rept. 380, 235 (2003) [hep-th/0212290]; V. Sahni and A.A. Starobinsky, Int. J. Mod. Phys. D 9, 373 (2000); J.R. Ellis, Phil. Trans. Roy. Soc. Lond. A 361, 2607 (2003).
25. One of the earliest papers was B. Ratna, P.J.E. Peebles, Phys.Rev. D 37, 3406 (1988). An extensive set of references are given in T. Padmanabhan, [astro-ph/0411044] and in the reviews cited in the previous reference.
26. T. Padmanabhan, Phys. Rev. D 66, 021301 (2002) [hep-th/0204150]; T. Padmanabhan and T.R. Choudhury, Phys. Rev. D 66, 081301 (2002) [hep-th/0205055]; J.S. Bagla, H.K. Jassal and T. Padmanabhan, Phys. Rev. D 67, 063504 (2003) [astro-ph/0212198].
27. For a sample of early work, see G.W. Gibbons, Phys. Lett. B 537, 1 (2002); G. Shiu and I. Wasserman, Phys. Lett. B 541, 6 (2002); D. Choudhury et al., Phys. Lett. B 544, 231 (2002); A.V. Frolov et al., Phys. Lett. B 545, 8 (2002); M. Sami, Mod. Phys. Lett. A 18, 691 (2003). More extensive set of references are given in T. Padmanabhan, [astro-ph/0411044].
28. A. Sen, JHEP 0204 048 (2002), [hep-th/0203211].
29. An early paper is C. Amendarias-Picon et al., Phys. Rev. D 63, 103510 (2001). More extensive set of references are given in T. Padmanabhan, [astro-ph/0411044].
30. G.F.R. Ellis and M. S. Madsen, Class. Quant. Grav. 8, 667 (1991).
31. H.K. Jassal et al., MNRAS 356, L11–L16 (2005), [astro-ph/0404378].
32. T. Padmanabhan Lecture given at the Plumian 300 – The Quest for a Concordance Cosmology and Beyond meeting at Institute of Astronomy, Cambridge, July 2004; [astro-ph/0411044].
33. J.D. Bjorken, (2004) astro-ph/0404233.
34. E. Elizalde and S.D. Odintsov, Phys.Lett. B 321, 199 (1994); B 333, 331 (1994); N.C. Tsamis, R.P. Woodard, Phys.Lett. B 301, 351–357 (1993); E. Mottola, Phys.Rev. D 31, 754 (1985).
35. I.L. Shapiro, Phys.Lett. B 329, 181 (1994); I.L. Shapiro and J. Sola, Phys.Lett. B 475, 236 (2000); Phys.Lett. B 475 236–246 (2000); hep-ph/0305279; astro-ph/0401015; I.L. Shapiro et al., hep-ph/0410095; Cristina Espana-Bonet, et al., Phys.Lett. B 574 149–155 (2003); JCAP 0402, 006 (2004); F. Bauer, gr-qc/0501078.
36. T. M. ONGAN, Gen. Rel. Grav. 33 1415 (2001), [gr-qc/0103021]; Gen. Rel. Grav. 35 685–688 (2003); E. Baum, Phys. Letts. B 133, 185 (1983); T. Padmanabhan, Phys. Letts. A 104, 19 (1984); S.W. Hawking, Phys. Letts. B 134, 403 (1984); Coleman, S., Nucl. Phys. B 310, p. 643 (1988).
37. A.D. Dolgov, in The very early universe: Proceeding of the 1982 Nucl. Workshop at Cambridge, ed. G.W. Gibbons, S.W. Hawking and S.T.C.

- Sikkos (Cambridge University Press, 1982), p. 449; S.M. Barr, Phys. Rev. D 36, 1691 (1987); Ford, L.H., Phys. Rev. D 35, 2339 (1987); Hebecker A. and C.W.etterich, Phys. Rev. Lett. 85, 3339 (2000); hep-ph/0105315; T.P. Singh, T. Padmanabhan, Int. Jour. Mod. Phys. A 3, 1593 (1988); M. Sami, T. Padmanabhan, Phys. Rev. D 67, 083509 (2003), [hep-th/0212317].
38. R.R.Cakiwell, astro-ph/0209312; T. Padmanabhan, Int. Jour. Mod. Phys. A 4, 4735 (1989), Sec.6.1.
39. T. Padmanabhan (2004) [gr-qc/0409089].
40. A. Einstein, Sitz. Preuss. Acad. Scis. (1919), translated as "Do Gravitational Fields Play an essential Role in the Structure of Elementary Particles of Matter," in The Principle of Relativity, by edited by A. Einstein et al. (Dover, New York, 1952); J.J. van der Bij et al., Physica A 116, 307 (1982); F.W. ilczek, Phys. Rep. 104, 111 (1984); A. Zee, in High Energy Physics, proceedings of the 20th Annual Ohio Scientific, Coral Gables, (1983), edited by B. Kursunoglu, S.C.Mintz, and A. Perlmutter (Plenum, New York, 1985); W. Buchmuller and N.Dragon, Phys. Lett. B 207, 292, (1988); W.G. Unruh, Phys. Rev. D 40 1048 (1989).
41. Y.B. Zel'dovich, JETP Letters 6, 316 (1967); Soviet Physics Uspekhi 11, 381 (1968).
42. T. Padmanabhan, Class. Quant. Grav. 19, L167 (2002), [gr-qc/0204020]; for an earlier attempt, see D. Sorkin, Int. J. Theor. Phys. 36, 2759-2781 (1997); for related ideas, see Volovik, G.E., gr-qc/0405012; J.V. Lindesay et al., astro-ph/0412477; Yun Soo Myung, hep-th/0412224; Elizakle et al., hep-th/0502082.
43. G.E. Volovik, Phys. Rept. 351, 195-348 (2001); T. Padmanabhan, Int. Jour. Mod. Phys. D 13, 2293-2298 (2004), [gr-qc/0408051]; [gr-qc/0412068].
44. T. Padmanabhan, [hep-th/0406060]; Hsu and Zee, [hep-th/0406142].
45. Martin Bojwala, this volume.
46. T. Padmanabhan, Phys. Rev. D 39, 2924 (1989); J.J. Hallwell, Phys. Rev. D 39, 2912 (1989).
47. V.G. Lapchinsky, V.A. Rubakov, Acta Phys. Polon. B 10, 1041 (1979); J.B. Hartle, Phys. Rev. D 37, 2818 (1988); D 38, 2985 (1988); T. Padmanabhan, Class. Quant. Grav. 6, 533 (1989); T.P. Singh, T. Padmanabhan, Annals Phys. 196, 296 (1989).
48. T. Padmanabhan and T. Roy Choudhury, Mod. Phys. Lett. A 15, 1813-1821 (2000), [gr-qc/0006018].