

Rotating Dilaton Black Holes with Hair

Burkhard Kleihaus

Department of Mathematical Physics, University College, Dublin, Belfield, Dublin 4, Ireland

Jutta Kunz

Fachbereich Physik, Universität Oldenburg, Postfach 2503 D-26111 Oldenburg, Germany

Francisco Navarro-Lerida

Dept. de Física Teórica II, Ciencias Físicas, Universidad Complutense de Madrid, E-28040 Madrid, Spain

(dated: March 24, 2022)

We consider stationary rotating black holes in $SU(2)$ Einstein-Yang-Mills theory, coupled to a dilaton. The black holes possess non-trivial non-Abelian electric and magnetic fields outside their regular event horizon. While generic solutions carry no non-Abelian magnetic charge, but non-Abelian electric charge, the presence of the dilaton field allows also for rotating solutions with no non-Abelian charge at all. As a consequence, these special solutions do not exhibit the generic asymptotic non-integer power falloff of the non-Abelian gauge field functions. The rotating black hole solutions form sequences, characterized by the winding number n and the node number k of their gauge field functions, tending to embedded Abelian black holes. The stationary non-Abelian black hole solutions satisfy a mass formula, similar to the Smarr formula, where the dilaton charge enters instead of the magnetic charge. Introducing a topological charge, we conjecture, that black hole solutions in $SU(2)$ Einstein-Yang-Mills-dilaton theory are uniquely characterized by their mass, their angular momentum, their dilaton charge, their non-Abelian electric charge, and their topological charge.

PACS numbers: 04.20.Jb

I. INTRODUCTION

In Einstein-Maxwell (EM) theory the unique family of stationary asymptotically flat black holes comprises the rotating Kerr-Newman (KN) and Kerr black holes and the static Reissner-Nordström (RN) and Schwarzschild black holes. EM black holes are uniquely determined by their mass M , their angular momentum J , their electric charge Q , and their magnetic charge P , i.e. EM black holes have "no hair" [1, 2].

The EM "no-hair" theorem does not readily generalize to theories with non-Abelian gauge fields coupled to gravity [3, 4]. The hairy black hole solutions of $SU(2)$ Einstein-Yang-Mills (EYM) theory possess non-trivial magnetic fields outside their regular event horizon, but carry no magnetic charge [3, 4, 5, 6, 7]. Their magnetic fields are characterized by the winding number n and by the node number k of the gauge field functions. In the static limit, the solutions with winding number $n = 1$ are spherically symmetric, whereas the solutions with winding number $n > 1$ possess only axial symmetry, showing that Israel's theorem does not generalize to non-Abelian theories, either [5].

In many unified theories, including string theory, dilatons appear. When a dilaton is coupled to EM theory, this has profound consequences for the black hole solutions. Although uncharged Einstein-Maxwell-dilaton (EMD) black holes correspond to the EM black holes, since the source term for the dilaton vanishes, charged EMD black hole solutions possess a non-trivial dilaton field, giving rise to an additional charge, the dilaton charge D , and to qualitatively new features of the black holes. Charged static EMD black hole solutions, for instance, exist for arbitrarily small horizon size [8], and the surface gravity of extremal solutions depends in an essential way on the dilaton coupling constant α . Rotating EMD black holes, known exactly only for Kaluza-Klein (KK) theory with $\alpha = \sqrt{3}$ [9, 10], no longer possess the gyromagnetic ratio $g = 2$ [11], the value of KN black holes. Extremal charged rotating EMD black holes can possess non-zero angular momentum, while their event horizon has zero angular velocity [10].

Here we consider rotating black hole solutions of $SU(2)$ Einstein-Yang-Mills-dilaton (EYMD) theory [5, 6, 7, 12]. For fixed dilaton coupling constant α and winding number n , the black hole solutions form sequences, which with increasing node number k , tend to limiting solutions. The black hole solutions of a given sequence carry no non-

Present address: Dept. de Física Atòmica, Molecular y Nuclear, Ciencias Físicas, Universidad Complutense de Madrid, E-28040 Madrid, Spain

Abelian magnetic charge, but generically they carry a small non-Abelian electric charge [6, 7, 13]. The limiting solutions, in contrast, correspond to embedded Abelian black hole solutions, which carry no electric charge, but a magnetic charge, equal to the winding number n .

We investigate the physical properties of these black hole solutions. In particular, we consider their global charges, obtained from an asymptotic expansion of the fields. The asymptotic expansion of the gauge field functions generically involves non-integer powers of the radial coordinate, depending on the non-Abelian electric charge of the black hole solutions [6]. In the presence of the dilaton, there is, however, also a special set of solutions, whose non-Abelian electric charge vanishes [7]. For these, the asymptotic expansion involves only integer powers of the radial coordinate. We further consider the horizon properties of the non-Abelian black hole solutions, such as their horizon area A , their surface gravity κ_{sg} , their horizon curvature K and horizon topology, and we introduce a topological horizon charge N [7, 14].

For the rotating non-Abelian black holes the zeroth law of black hole mechanics holds [6, 7], as well as a generalized first law [15]. The non-Abelian black holes further satisfy the mass formula [7],

$$M = 2TS + 2J\Omega + \frac{D}{e_1} + 2e_1Q ; \quad (1)$$

where T denotes the temperature of the black holes, S their entropy, Ω their horizon angular velocity, and e_1 their horizon electrostatic potential. This non-Abelian mass formula is similar to the Smarr formula [16]. However, instead of the magnetic charge P , the dilaton charge D enters. This is crucial, since the genuinely non-Abelian black hole solutions carry magnetic fields, but no magnetic charge. Thus the dilaton charge term takes into account the contribution to the total mass from the magnetic fields outside the horizon. This mass formula holds for all non-perturbatively known black hole solutions of $SU(2)$ EYMD theory [5, 6, 12], including the rotating generalizations of the static non-spherically symmetric non-Abelian black hole solutions [5]. It also holds for embedded Abelian solutions [7, 17].

Concerning the uniqueness conjecture for EYMD black holes, it is not sufficient to simply replace the magnetic charge P by the dilaton charge D . Black holes in $SU(2)$ EYMD theory are not uniquely characterized by their mass M , their angular momentum J , their dilaton charge D , and their non-Abelian electric charge Q . Adding as an additional charge a topological charge N , however, a new uniqueness conjecture can be formulated [7]: Black holes in $SU(2)$ EYMD theory are uniquely determined by their mass M , their angular momentum J , their dilaton charge D , their non-Abelian electric charge Q , and their topological charge N .

In section II we recall the $SU(2)$ EYMD action and the equations of motion. We discuss the stationary ansatz for the metric and the gauge and dilaton fields, and we present the boundary conditions. In section III we address the properties of the black hole solutions. We briefly present the asymptotic expansion at infinity and at the horizon, from which we obtain the global charges and the horizon properties, as well as the proof of the mass formula. Our numerical results are discussed in section IV. In section V we present our conclusions. Appendices A and B give details of the expansion at infinity and at the horizon, respectively. In Appendix C we discuss the energy conditions and algebraic type of the stress-energy tensor in $SU(2)$ EYMD theory.

II. NON-ABELIAN BLACK HOLES

After recalling the $SU(2)$ EYMD action and the general set of equations of motion, we discuss the ansatz for the stationary non-Abelian black hole solutions, employed for the metric, the dilaton field and the gauge field [7]. The ansatz for the metric represents the stationary axially symmetric Lewis-Papapetrou metric [18] in isotropic coordinates. The ansatz for the gauge field includes an arbitrary winding number n [5, 7], and satisfies the Ricci circularity and Frobenius conditions [18]. As implied by the boundary conditions, the stationary axially symmetric black hole solutions are asymptotically flat, and possess a regular event horizon.

A. $SU(2)$ EYMD Action

We consider the $SU(2)$ Einstein-Yang-Mills-dilaton (EYMD) action

$$S = \int \frac{R}{16G} + L_M - \frac{1}{2} \int g_{\mu\nu} dx^\mu dx^\nu ; \quad (2)$$

with scalar curvature R and matter Lagrangian L_M given by

$$L_M = \frac{1}{2} \partial_\mu \phi \partial^\mu \phi - \frac{1}{2} e^2 \text{Tr}(F_\mu{}^\nu F_\nu{}^\mu) ; \quad (3)$$

with dilaton field ϕ , field strength tensor $F_{ab} = \partial_a A_b - \partial_b A_a + ie[A_a, A_b]$, gauge field $A_a = A^a_a = 2$, and Newton's constant G , dilaton coupling constant α , and Yang-Mills coupling constant e .

Variation of the action with respect to the metric and the matter fields leads, respectively, to the Einstein equations

$$G_{ab} = R_{ab} - \frac{1}{2}g_{ab}R = 8\pi G T_{ab} \quad (4)$$

with stress-energy tensor

$$\begin{aligned} T_{ab} &= -\frac{2}{\sqrt{-g}} \frac{\delta L_M}{\delta g^{ab}} \\ &= \frac{1}{2}g_{ab} \left(\partial_\mu \phi \partial^\mu \phi + 2e^2 \text{Tr}(F_{\mu\nu} F^{\mu\nu}) - \frac{1}{4}g^{\mu\nu} F_{\mu\nu} F_{\mu\nu} \right); \end{aligned} \quad (5)$$

and the matter field equations,

$$\frac{1}{\sqrt{-g}} \partial_\mu \left(\sqrt{-g} \partial^\mu \phi \right) = e^2 \text{Tr}(F_{\mu\nu} F^{\mu\nu}); \quad (6)$$

$$\frac{1}{\sqrt{-g}} D_\mu \left(\sqrt{-g} e^2 F^{\mu\nu} \right) = 0; \quad (7)$$

where $D_\mu = \partial_\mu + ie[A_\mu, \cdot]$.

B. Stationary Axially Symmetric Ansatz

The system of partial differential equations, (4), (6), and (7), is highly non-linear and complicated. In order to generate solutions to these equations, one profits from the use of symmetries, simplifying the equations.

Here we consider black hole solutions, which are both stationary and axially symmetric. We therefore impose on the spacetime the presence of two commuting Killing vector fields, (asymptotically timelike) and (asymptotically spacelike). Since the Killing vector fields commute, we may adopt a system of adapted coordinates, say $(t; r; \theta; \phi)$, such that

$$\partial_t = \xi_{(t)}; \quad \partial_\phi = \xi_{(\phi)}; \quad (8)$$

In these coordinates the metric is independent of t and ϕ . We also assume that the symmetry axis of the spacetime, the set of points where $\rho = 0$, is regular, and satisfies the elementary flatness condition [18]

$$\frac{\partial_\theta \partial_\theta}{4\rho} = 1; \quad \rho = 0: \quad (9)$$

Apart from the symmetry requirement on the metric ($L_{\xi_{(t)}} g = L_{\xi_{(\phi)}} g = 0$, i.e., $g_{\mu\nu} = g_{\mu\nu}(r; \theta)$), we impose that the matter fields are also symmetric under the spacetime transformations generated by $\xi_{(t)}$ and $\xi_{(\phi)}$.

This implies for the dilaton field

$$L_{\xi_{(t)}} \phi = L_{\xi_{(\phi)}} \phi = 0; \quad (10)$$

so ϕ depends on r and θ only.

For the gauge potential $A = A_\mu dx^\mu$, the concept of generalised symmetry [19, 20] requires

$$\begin{aligned} (L_{\xi_{(t)}} A)_\mu &= D_\mu W_1; \\ (L_{\xi_{(\phi)}} A)_\mu &= D_\mu W_2; \end{aligned} \quad (11)$$

where W_1 and W_2 are two compensating $su(2)$ -valued functions satisfying

$$L_{\xi_{(t)}} W_1 - L_{\xi_{(\phi)}} W_2 + ie[W_1, W_2] = 0; \quad (12)$$

Performing a gauge transformation to set $W_1 = 0$, leaves A and W_2 independent of t .

To further simplify the system of equations, one can impose that the Killing fields generate orthogonal 2-surfaces (Frobenius condition)

$$\xi^\mu \xi^\nu d\omega_{\mu\nu} = \xi^\mu \xi^\nu d\omega_{\nu\mu} = 0; \quad (13)$$

where $\omega_{\mu\nu}$ and $\omega_{\nu\mu}$ are considered as 1-forms. By virtue of the circularity theorem [21] such a condition may be written in terms of the Ricci tensor

$$\xi^\mu \xi^\nu R_{(\mu}{}^\alpha{}_{\nu)}{}^\beta = \xi^\mu \xi^\nu R_{(\nu}{}^\alpha{}_{\mu)}{}^\beta = 0; \quad (14)$$

where $(R(\xi))^\alpha{}_\beta = R^\alpha{}_\beta \xi^\beta$.

The metric can then be written in the Lewis-Papapetrou form [22], which in isotropic coordinates reads

$$ds^2 = -f dt^2 + \frac{m}{f} dr^2 + r^2 d\varphi^2 + \sin^2 \varphi r^2 \frac{1}{f} d\varphi'^2 - \frac{!}{r} dt d\varphi'; \quad (15)$$

where f, m, l and $!$ are functions of r and φ only. Note the change of sign of the function $!$ with respect to Ref. [6].

The z -axis represents the symmetry axis. The regularity condition along the z -axis (9) requires

$$m|_{\varphi=0} = l|_{\varphi=0} = 0; \quad (16)$$

The event horizon of stationary black hole solutions resides at a surface of constant radial coordinate, $r = r_H$, and is characterized by the condition $f(r_H; \varphi) = 0$ [6]. The Killing vector field

$$\xi = \frac{\partial}{\partial t} + \frac{!_H}{r_H} \frac{\partial}{\partial \varphi}; \quad (17)$$

is orthogonal to and null on the horizon [23]. The ergosphere, defined as the region in which $\xi^\mu \xi_\mu$ is positive, is bounded by the event horizon and by the surface where

$$f + \sin^2 \varphi \frac{1}{f} !^2 = 0; \quad (18)$$

Due to the Einstein equations (4), the circularity conditions (14) have consequences on the matter content, namely,

$$\xi^\mu \xi^\nu T_{(\mu}{}^\alpha{}_{\nu)}{}^\beta = \xi^\mu \xi^\nu T_{(\nu}{}^\alpha{}_{\mu)}{}^\beta = 0; \quad (19)$$

with $(T(\xi))^\alpha{}_\beta = T^\alpha{}_\beta \xi^\beta$. However, contrary to the case of Abelian fields, the conditions (19) are not just a consequence of the symmetry requirements, but they give rise to additional restrictions on the form of the gauge potential.

For the gauge fields we employ a generalized ansatz [7], which trivially fulfils both the symmetry constraints (11) and (12) and the circularity conditions (19),

$$A dx = dt + A_\varphi (d\varphi' - \frac{!}{r} dt) + \frac{H_1}{r} dr + (1 - H_2) d\varphi - \frac{n}{2e} d\varphi'; \quad (20)$$

$$= B_1 \frac{n}{2e} + B_2 \frac{n}{2e}; \quad (21)$$

$$A_\varphi = n \sin \varphi H_3 \frac{n}{2e} + (1 - H_4) \frac{n}{2e}; \quad (22)$$

Here the symbols $\frac{n}{r}$, $\frac{n}{r}$ and $\frac{n}{r}$ denote the dot products of the Cartesian vector of Pauli matrices, $\vec{\sigma} = (\sigma_x; \sigma_y; \sigma_z)$, with the spatial unit vectors

$$\begin{aligned} \mathbf{e}_r^n &= (\sin \varphi \cos n'; \sin \varphi \sin n'; \cos \varphi); \\ \mathbf{e}^\varphi &= (\cos \varphi \cos n'; \cos \varphi \sin n'; -\sin \varphi); \\ \mathbf{e}_\varphi^n &= (-\sin n'; \cos n'; 0); \end{aligned} \quad (23)$$

respectively. Since the gauge fields wind n times around, while the azimuthal angle φ' covers the full trigonometric circle once, we refer to the integer n as the winding number of the solutions. The gauge field functions B_1 and H_1

depend on the coordinates r and θ only. (For $n = 1$ and $\alpha = 0$, the previously employed stationary ansatz [6] is obtained, whereas for $\alpha = B_1 = B_2 = 0$ the static axially symmetric ansatz is recovered [5], including the static spherically symmetric ansatz [12], for $n = 1$ and $H_1 = H_3 = 0, H_2 = H_4 = w(r)$ and $\alpha = \alpha(r)$.)

The ansatz is form-invariant under Abelian gauge transformations U [5, 6]

$$U = \exp \frac{i}{2} \alpha(r) : \quad (24)$$

With respect to this residual gauge degree of freedom we choose the gauge fixing condition $r \partial_r H_1 - \partial_\theta H_2 = 0$ [5, 6]. For the gauge field ansatz, Eqs. (20)–(22), the compensating matrix W is given by

$$W = n \frac{z}{2e} : \quad (25)$$

We note, that by employing the gauge transformation U [24]

$$U = \exp \frac{i}{2} \alpha(r) : \quad (26)$$

one can choose $W^0 = 0$ [19, 25], leading to the gauge field A^0 ,

$$A^0 dx = \alpha dt + A^0 (d' - \frac{1}{r} dt) + \frac{H_1}{r} dr + (1 - H_2) d \frac{y}{2e}; \quad (27)$$

$$\alpha = B_1 \sin \frac{x}{2e} + \cos \frac{z}{2e} + B_2 \cos \frac{x}{2e} \sin \frac{z}{2e} - n \frac{z}{2e} \frac{1}{r}; \quad (28)$$

$$A^0 = n \sin \frac{x}{2e} + \cos \frac{z}{2e} + (1 - H_4) \cos \frac{x}{2e} \sin \frac{z}{2e} - n \frac{z}{2e}; \quad (29)$$

We further note, that when imposing restricted circularity conditions by requiring $F(\theta; r) = F(\theta; r) = 0$, only Abelian solutions are possible if asymptotic flatness is assumed [25].

C. Boundary Conditions

Dimensionless Quantities

For notational simplicity we introduce the dimensionless coordinate x ,

$$x = \frac{e}{\sqrt{4G}} r; \quad (30)$$

the dimensionless electric gauge field functions B_1 and B_2 ,

$$B_1 = \frac{\sqrt{4G}}{e} B_1; \quad B_2 = \frac{\sqrt{4G}}{e} B_2; \quad (31)$$

the dimensionless dilaton function α ,

$$\alpha = \frac{\sqrt{4G}}{e} \alpha; \quad (32)$$

and the dimensionless dilaton coupling constant β ,

$$\beta = \frac{1}{\sqrt{4G}} : \quad (33)$$

For $\beta = 1$ contact with the low energy effective action of string theory is made, whereas in the limit $\beta \rightarrow 0$ the dilaton decouples and EYM theory is obtained.

Boundary conditions at infinity

To obtain asymptotically flat solutions, we impose on the metric functions the boundary conditions at infinity

$$f_{j=1} = m_{j=1} = l_{j=1} = 1; \quad \omega_{j=1} = 0; \quad (34)$$

For the dilaton function we choose

$$\phi_{j=1} = 0; \quad (35)$$

since any finite value of the dilaton field at infinity can always be transformed to zero via $\phi \rightarrow \phi + \ln(1 + x^2)$.

We further impose, that the two electric gauge field functions B_i vanish asymptotically,

$$B_{1j=1} = B_{2j=1} = 0;$$

For magnetically neutral solutions, the gauge field functions H_i have to satisfy

$$H_{1j=1} = H_{3j=1} = 0; \quad H_{2j=1} = H_{4j=1} = (-1)^k; \quad (36)$$

where the node number k is defined as the number of nodes of the functions H_2 and H_4 along the positive (or negative) z -axis [5, 26]. Note, that for each node number there is a degenerate solution with $H_{2j=1} = H_{4j=1} = (-1)^k$, related by the large gauge transformation $U = i \frac{n}{r}$. Under this transformation the functions transform according to

$$H_1 \rightarrow H_1; \quad H_2 \rightarrow H_2; \quad H_3 \rightarrow H_3; \quad H_4 \rightarrow H_4;$$

$$B_1 \rightarrow B_1; \quad B_2 \rightarrow B_2 - 2n \sin \frac{\phi}{x};$$

Boundary conditions at the horizon

The event horizon of stationary black hole solutions resides at a surface of constant radial coordinate, $x = x_H$, and is characterized by the condition $f(x_H; \omega) = 0$ [6].

Regularity at the horizon then requires the following boundary conditions for the metric functions

$$f_{j=x_H} = m_{j=x_H} = l_{j=x_H} = 0; \quad \omega_{j=x_H} = \omega_H = \text{const}; \quad (37)$$

for the dilaton function

$$\phi_{j=x_H} = 0; \quad (38)$$

and for the magnetic gauge field functions

$$H_{1j=x_H} = 0; \quad \partial_x H_{2j=x_H} = 0; \quad \partial_x H_{3j=x_H} = 0; \quad \partial_x H_{4j=x_H} = 0; \quad (39)$$

with the gauge condition $\partial_x H_1 = 0$ taken into account [6].

As discussed in [6], the boundary conditions for the electric part of the gauge potential are obtained from the requirement that the electro-static potential \tilde{A} is constant at the horizon [27],

$$\tilde{A}(r_H) = A_{j=r_H} = \omega_H; \quad (40)$$

Defining the dimensionless electrostatic potential $\tilde{\omega}$,

$$\tilde{\omega} = \frac{P}{4G} \tilde{A}; \quad (41)$$

and the dimensionless horizon angular velocity $\tilde{\omega}_H$,

$$\tilde{\omega}_H = \frac{\omega_H}{x_H}; \quad (42)$$

this yields the boundary conditions

$$B_{1j=x_H} = n \cos \theta; \quad B_{2j=x_H} = n \sin \theta; \quad (43)$$

With these boundary conditions, the horizon electrostatic potential reads

$$\tilde{\omega}_H = n \frac{z}{2} = e l \frac{z}{2}; \quad (44)$$

defining e_1 for the non-Abelian mass formula.

Boundary conditions along the axes

The boundary conditions along the x - and z -axis ($x = \pm 2$ and $z = 0$) are determined by the symmetries. They are given by

$$\begin{aligned} \partial_x f|_{x=0} = \partial_x m|_{x=0} = \partial_x l|_{x=0} = \partial_x \lambda|_{x=0} = 0; \\ \partial_x f|_{x=\frac{1}{2}} = \partial_x m|_{x=\frac{1}{2}} = \partial_x l|_{x=\frac{1}{2}} = \partial_x \lambda|_{x=\frac{1}{2}} = 0; \end{aligned} \quad (45)$$

$$\begin{aligned} \partial_z j|_{z=0} = 0; \\ \partial_z j|_{z=\frac{1}{2}} = 0; \end{aligned} \quad (46)$$

$$B_2 j|_{z=0} = 0; \quad \partial_z B_1 j|_{z=0} = 0;$$

$$H_1 j|_{z=0} = H_3 j|_{z=0} = 0; \quad \partial_z H_2 j|_{z=0} = \partial_z H_4 j|_{z=0} = 0;$$

$$B_1 j|_{z=\frac{1}{2}} = 0; \quad \partial_z B_2 j|_{z=\frac{1}{2}} = 0;$$

$$H_1 j|_{z=\frac{1}{2}} = H_3 j|_{z=\frac{1}{2}} = 0; \quad \partial_z H_2 j|_{z=\frac{1}{2}} = \partial_z H_4 j|_{z=\frac{1}{2}} = 0; \quad (47)$$

In addition, regularity on the z -axis requires condition (16) for the metric functions to be satisfied, and regularity of the energy density on the z -axis requires

$$H_2 j|_{z=0} = H_4 j|_{z=0} = 0; \quad (48)$$

III. BLACK HOLE PROPERTIES

We derive the properties of the stationary axially symmetric black holes from the expansions of their gauge field and matter functions at infinity and at the horizon. The expansion at infinity yields the global charges of the black holes and their magnetic moments. Generically the gauge field functions of the black hole solutions show a non-integer power fall-off asymptotically, with the exponents determined by the non-Abelian electric charge Q . The expansion at the horizon yields the horizon properties, such as the area parameter, the surface gravity, and the horizon deformation. We also introduce a topological charge of the horizon. We then give a detailed account of the non-Abelian mass formula.

A. Global Charges

The mass M and the angular momentum J of the black hole solutions are obtained from the metric components g_{tt} and $g_{t\varphi}$, respectively. The asymptotic expansion for the metric function f ,

$$f = 1 - \frac{2M}{x} + O\left(\frac{1}{x^2}\right);$$

yields for the dimensionless mass M ,

$$M = \frac{1}{2} \lim_{x \rightarrow 1} x^2 \partial_x f; \quad (49)$$

where

$$M = \frac{P_{4G}}{eG} M; \quad (50)$$

Likewise, the asymptotic expansions for the metric function ! ,

$$! = \frac{2J}{x^2} + O\left(\frac{1}{x^3}\right) ;$$

yields for the dimensionless angular momentum J ,

$$J = \frac{1}{2} \lim_{x \rightarrow 1} x^2 ! ; \quad (51)$$

where

$$J = \frac{4}{e^2} J : \quad (52)$$

The asymptotic expansion for the dilaton function ,

$$= \frac{D}{x} - \frac{Q^2}{2x^2} + O\left(\frac{1}{x^3}\right) ;$$

yields the dimensionless dilaton charge D ,

$$D = \lim_{x \rightarrow 1} x^2 @_x ; \quad (53)$$

related to the dilaton charge D via

$$D = \frac{1}{e} D : \quad (54)$$

The asymptotic expansion of the gauge field yields the global non-Abelian electromagnetic charges, Q and P . The asymptotic expansion of the electric gauge field functions B₁ and B₂ ,

$$B_1 = \frac{Q \cos}{x} + O\left(\frac{1}{x^2}\right) ; \quad B_2 = (-1)^k \frac{Q \sin}{x} + O\left(\frac{1}{x^2}\right) ;$$

yield the dimensionless non-Abelian electric charge Q ,

$$Q = \lim_{x \rightarrow 1} x^2 @_x \cos B_1 - (-1)^k \sin B_2 ; \quad (55)$$

where

$$Q = \frac{Q}{e} : \quad (56)$$

The boundary conditions of the magnetic gauge field functions guarantee that the dimensionless non-Abelian magnetic charge P vanishes.

The non-Abelian global charges Q and P appear to be gauge dependent. In particular, the definition of Q corresponds to rotating to a gauge, where the gauge field component $A_z = \frac{P}{4G}$ asymptotically only has a z component [6],

$$! = \frac{Q}{x^2} z :$$

Identifying the global non-Abelian electric charge Q in this way, corresponds to the usual choice [6, 20, 28].

We note, that the modulus of the non-Abelian electric charge, Q, corresponds to a gauge invariant definition for the non-Abelian electric charge given in Ref. [29],

$$Q^{YM} = \frac{1}{4} \int_{\Sigma} \sqrt{-g} F^i{}_{\mu} F^{\mu}{}_{\nu} d^3x = \frac{Q}{e} ; \quad (57)$$

where F represents the dual field strength tensor, and the integral is evaluated at spatial infinity.

Likewise, a gauge invariant definition of the non-Abelian magnetic charge is given in Ref. [29],

$$P^{YM} = \frac{1}{4} \int_{\Sigma} \sqrt{-g} F^i{}_{\mu} F^{\mu}{}_{\nu} d^3x = \frac{P}{e} ; \quad (58)$$

where again the integral is evaluated at spatial infinity, yielding P = 0.

Note that the lowest order terms in the expansions, as needed for the expressions of the global charges M, J, D, Q and P, do not involve non-integer powers.

B. Non-integer power fall-off

Here we present the lowest order terms of the expansion of the magnetic gauge field functions $H_1 \{ H_4$ for winding number $n = 1$ and $n = 3$. (For details see Appendix A). Since for $n = 2$ the lowest order expansion contains non-analytic terms like $\log(x) = x^2$ already in the static limit [30], we refrained from an analysis of the rotating solutions in this case.

The asymptotic expansion yields for $n = 1$

$$\begin{aligned} H_1 &= \frac{2C_5}{x^2} + \frac{8C_4}{1}x^{\frac{1}{2}(1-1)} - \frac{2C_2C_3(1+3)}{(1+5)Q^2}x^{\frac{1}{2}(1+1)} \sin \cos + o\left(\frac{1}{x^2}\right); \\ H_2 &= (1)^k + C_3x^{\frac{1}{2}(1-1)} + o\left(x^{\frac{1}{2}(1-1)}\right); \\ H_3 &= \frac{C_2}{x} - (1)^k C_3x^{\frac{1}{2}(1-1)} \sin \cos + o\left(\frac{1}{x}\right); \\ H_4 &= (1)^k + C_3x^{\frac{1}{2}(1-1)} + (1)^k \frac{C_2}{x} - C_3x^{\frac{1}{2}(1-1)} \sin^2 + o\left(\frac{1}{x}\right); \end{aligned} \quad (59)$$

where C_i are dimensionless constants.

Here \sin and \cos determine the non-integer fall-off of the gauge field functions,

$$\sin = \frac{P}{9 \sqrt{4Q^2}}; \quad \cos = \frac{P}{25 \sqrt{4Q^2}}; \quad (60)$$

For $n = 3$ the lowest order terms of the expansion involve only integer powers,

$$\begin{aligned} H_1 &= \frac{C_5}{x^2} \sin 2 + o\left(\frac{1}{x^2}\right); \\ H_2 &= (1)^k + \frac{C_5}{x^2} \cos 2 + o\left(\frac{1}{x^2}\right); \\ H_3 &= \frac{C_2}{x} \sin \cos + \frac{(M+D)C_2}{2x^2} - \frac{2(1)^k C_5}{2x^2} \frac{aMQ}{2x^2} \sin \cos + o\left(\frac{1}{x^2}\right); \\ H_4 &= (1)^k + (1)^k \frac{C_2}{x} \sin^2 + \frac{C_5}{x^2} + (1)^k \frac{(M+D)C_2}{2x^2} - \frac{2(1)^k C_5}{2x^2} \frac{aMQ}{2x^2} \sin^2 \\ &\quad + o\left(\frac{1}{x^2}\right); \end{aligned} \quad (61)$$

but higher order terms contain non-integer powers involving $\sin = \frac{P}{49 \sqrt{4Q^2}}$.

To determine, whether the generic non-integer fall-off is a physical property of the solutions or a gauge artefact, we consider the asymptotic behaviour of the gauge invariant quantities $\text{Tr}(F F)$ and $\text{Tr}(F F)$. Inserting the expansions Eqs. (59) and (61) we find

$$\text{Tr}(F F) = \frac{Q^2}{x^4} + \frac{4(M-D)Q^2}{x^5} + o\left(\frac{1}{x^5}\right); \quad n = 1 \text{ and } n = 3; \quad (62)$$

and

$$\begin{aligned} \text{Tr}(F F) &= \frac{4C_2Q}{x^5} \cos + o\left(\frac{1}{x^5}\right); \quad n = 1; \\ \text{Tr}(F F) &= \frac{12C_2Q}{x^5} \cos + o\left(\frac{1}{x^5}\right); \quad n = 3; \end{aligned}$$

Although lowest order terms do not contain the non-integer powers, they occur in the higher order terms, indicating that the non-integer power decay cannot be removed by a gauge transformation.

C. Magnetic Moment

In Abelian gauge theory, the dimensionless magnetic field \tilde{B}_A of a magnetic dipole with dipole moment $\tilde{m}^A = \frac{A}{z} \mathbf{e}_z$ is given by

$$\tilde{B}_A = \frac{A}{x^3} (2 \cos \varphi + \sin \varphi) :$$

To investigate the magnetic moment for the non-Abelian black holes we work in the gauge where asymptotically $A_0 = \frac{Q}{x} \frac{z}{2} + o(1/x)$. From the asymptotic expansion of the gauge field functions, given in Appendix A, we find for the magnetic field for winding number $n = 1$ solutions

$$\begin{aligned} B_{\hat{r}} &= \frac{C_2}{x^3} 2 \cos \frac{z}{2} + b_r \frac{1}{2} ; \\ B_{\hat{\theta}} &= \frac{C_2}{x^3} \sin \frac{z}{2} + b_{\theta} \frac{1}{2} ; \\ B_{\hat{\phi}} &= b_{\phi} \frac{1}{2} ; \end{aligned} \quad (63)$$

where the functions $b_r; b_{\theta}; b_{\phi}$ involve non-integer powers of x , and contain the leading terms in the expansion for $Q \neq 0$. Since the leading terms decay slower than x^{-3} for $Q \neq 0$ we cannot extract the magnetic moment in general.

In the following we give a suggestion for the definition of the magnetic moment. The asymptotic form of A_0 suggests to interpret $\frac{Q}{2}$ as 'electric charge operator' $\hat{Q}/2$ in the given gauge. We then observe that the projection of $B_{\hat{\theta}}$ in \hat{Q} -direction,

$$\begin{aligned} B_{\hat{r}}^{(\hat{Q})} &= \frac{C_2}{x^3} 2 \cos \frac{z}{2} + o(1/x^3) ; \\ B_{\hat{\theta}}^{(\hat{Q})} &= \frac{C_2}{x^3} \sin \frac{z}{2} + o(1/x^3) ; \\ B_{\hat{\phi}}^{(\hat{Q})} &= o(1/x^3) \end{aligned} \quad (64)$$

corresponds asymptotically to the magnetic field of a magnetic dipole $\tilde{m} = C_2 \mathbf{e}_z$ with magnitude

$$|\tilde{m}| = |C_2| : \quad (65)$$

We note that \tilde{m} is invariant under time independent gauge transformations, since such a gauge transformation rotates the 'electric charge operator' \hat{Q} and the magnetic field $B_{\hat{\theta}}$ in the same way and leaves the projection $B_{\hat{\theta}}^{(\hat{Q})}$ invariant.

A special case arises for $n = 1$ and $Q = 0$, when the functions $b_r; b_{\theta}; b_{\phi}$ are of order $O(x^{-3})$. In this case the asymptotic form of the magnetic field reads

$$\begin{aligned} B_{\hat{r}} &= \frac{C_2}{x^3} 2 \cos \frac{z}{2} + \frac{C_3}{x^3} 2 \sin \frac{z}{2} + O(1/x^4) ; \\ B_{\hat{\theta}} &= \frac{C_2}{x^3} \sin \frac{z}{2} - \frac{C_3}{x^3} \cos \frac{z}{2} + O(1/x^4) ; \\ B_{\hat{\phi}} &= \frac{C_3}{x^3} \frac{1}{2} + O(1/x^4) ; \end{aligned} \quad (66)$$

Comparison with the magnetic field of a magnetic dipole \tilde{m}^A in Abelian gauge theory,

$$\begin{aligned} \tilde{B}_A &= \tilde{m}^A \tilde{r} \frac{x}{x^3} \\ &= \frac{1}{x^3} \frac{A}{z} (2 \cos \varphi + \sin \varphi) + \frac{A}{x^3} (2 \sin \varphi - \cos \varphi) + \frac{A}{x^3} \mathbf{e}_r ; \end{aligned}$$

suggests the identification of the $su(2)$ valued magnetic moment

$$\begin{aligned} x &= C_3 \frac{x}{2} ; \\ y &= C_3 \frac{y}{2} ; \\ z &= C_2 \frac{z}{2} ; \end{aligned} \quad (67)$$

In the static case $C_3 = C_2$, reflecting the spherical symmetry of the solution. For the stationary rotating solutions the spherical symmetry is broken to axial symmetry, corresponding to $C_3 \notin C_2$.

For winding number $n = 3$ the asymptotic expansion of the gauge field functions yields for the magnetic field

$$\begin{aligned} B_r &= \frac{C_2}{x^3} 2 \cos \frac{z}{2} + O(1=x^4); \\ B_\theta &= \frac{C_2}{x^3} \sin \frac{z}{2} + O(1=x^4); \\ B_\phi &= O(1=x^4); \end{aligned} \quad (68)$$

leading again to $\sim C_2 e_z$.

D. Expansion at the Horizon

Expanding the metric and gauge field functions at the horizon in powers of

$$= \frac{x}{x_H} \quad 1 \quad (69)$$

yields to lowest order

$$\begin{aligned} f(\ ;) &= {}^2f_2(1) + O(4); \\ m(\ ;) &= {}^2m_2(1 - 3) + O(4); \\ l(\ ;) &= {}^2l_2(1 - 3) + O(4); \\ !(\ ;) &= {}^1_H(1 +) + O(2); \\ (\ ;) &= {}_0 + O(2); \\ B_1(\ ;) &= n \frac{{}^1_H}{x_H} \cos + O(2); \\ B_2(\ ;) &= n \frac{{}^1_H}{x_H} \sin + O(2); \\ H_1(\ ;) &= 1 - \frac{1}{2} H_{11} + O(3); \\ H_2(\ ;) &= H_{20} + O(2); \\ H_3(\ ;) &= H_{30} + O(2); \\ H_4(\ ;) &= H_{40} + O(2); \end{aligned} \quad (70)$$

The expansion coefficients $f_2, m_2, l_2, {}_0, H_{11}, H_{20}, H_{30}, H_{40}$ are functions of the variable . Among these coefficients the following relations hold,

$$0 = \frac{{}_0 m_2}{m_2} - 2 \frac{{}_0 f_2}{f_2}; \quad (71)$$

$$H_{11} = {}_0 H_{20}; \quad (72)$$

Further details of the expansion at the horizon are given in Appendix B.

E. Horizon Properties

Let us now discuss the horizon properties of the SU(2) EYM D black hole solutions. The first quantity of interest is the area of the black hole horizon. The dimensionless area A , given by

$$A = 2 \int_0^Z d \sin \frac{{}^p l_2 m_2}{f_2} x_H^2; \quad (73)$$

defines the area parameter x via [29]

$$A = 4 x^2; \quad (74)$$

and the dimensionless entropy S of the black hole

$$S = \frac{A}{4} : \quad (75)$$

The surface gravity of the black hole solutions is obtained from [23]

$$g_{sg}^2 = \frac{1}{4} (r_+ - r_-) (r_+ + r_-) ; \quad (76)$$

with Killing vector ξ , Eq. (17). Inserting the expansion at the horizon, Eqs. (70), yields the dimensionless surface gravity

$$sg = \frac{f_2(r_+)}{P \frac{r_+}{m_2}} : \quad (77)$$

As seen from Eq. (71), sg is indeed constant on the horizon, as required by the zeroth law of black hole mechanics. The dimensionless temperature T of the black hole is proportional to the surface gravity,

$$T = \frac{sg}{2} : \quad (78)$$

To obtain a measure for the deformation of the horizon we compare the dimensionless circumference of the horizon along the equator, L_e , with the dimensionless circumference of the horizon along a great circle passing through the poles, L_p ,

$$L_e = \int_0^{2\pi} d\phi \sqrt{\frac{1}{f} x^2 \sin^2 \theta} ; \quad L_p = 2 \int_0^{\pi} d\theta \sqrt{\frac{r^2}{f} x^2} : \quad (79)$$

$x = x_H ; \theta = \pi/2$ $x = x_H ; \phi' = \text{const.}$

We obtain further information about the horizon deformation by considering its Gaussian curvature K ,

$$K(\theta) = \frac{R_{\theta\theta}}{g_2} ; \quad g_2 = g_{\theta\theta} , \quad g^2 : \quad (80)$$

We determine the topology of the horizon, by computing its Euler characteristic χ_E ,

$$\chi_E = \frac{1}{2} \int K \sqrt{g_2} d\theta d\phi : \quad (81)$$

Using the expansion Eqs. (70) in the integrand,

$$K \sqrt{g_2} \big|_{\theta=x_H} = \frac{1}{4} \cos^2 \frac{\theta}{2} + \frac{\sin^2 \frac{\theta}{2}}{2} \frac{1}{m_2^2} ; \quad (82)$$

and the fact that $\theta = m_2$ on the z -axis, this yields for the Euler number $\chi_E = 2$, indicating that the horizon has the topology of a 2-sphere.

To find the horizon electric charge Q and the horizon magnetic charge P , one can evaluate the integrals, Eqs. (57) and (58), representing dimensionless gauge invariant quantities [29]. Whereas such a definition of the non-Abelian horizon charges appears adequate in the static case, it appears problematic in the stationary case. For embedded Abelian solutions, for instance, one obtains a horizon electric charge, which differs from the global electric charge. The reason is that when evaluating the horizon electric charge according to this prescription, one is taking the absolute value of the dual field strength tensor. Thus one does not allow for the cancellation, present in a purely Abelian theory, when the integral involves the dual field strength tensor.

We now introduce a topological horizon charge N , suggested by Ashtekar [14]. For that purpose we consider the $su(2)$ -algebra valued 2-form F_H , corresponding to the pullback of the Yang-Mills field strength to the horizon H ,

$$F_H = F_{\mu\nu} dx^\mu \wedge dx^\nu : \quad (83)$$

Its dual F_H on the horizon

$$F_H = g_2^{-1/2} F_{\mu\nu} dx^\mu \wedge dx^\nu ; \quad (84)$$

represents an $\mathfrak{su}(2)$ -algebra valued function on the horizon. We decompose F_H as

$$F_H = F_H \cos n' \frac{x}{2} + \sin n' \frac{y}{2} + F_H^z \frac{z}{2}; \quad (85)$$

with norm $|F_H|$

$$|F_H| = \sqrt{(F_H)^2 + (F_H^z)^2}; \quad (86)$$

Next we define a normalised $\mathfrak{su}(2)$ valued function on the horizon by

$$\frac{F_H}{|F_H|} = \sin \cos n' \frac{x}{2} + \sin n' \frac{y}{2} + \cos \frac{z}{2}; \quad (87)$$

where

$$\sin = |F_H|; \quad \cos = |F_H^z|;$$

represents a map from the 2-sphere of the horizon to the 2-sphere in the Lie-algebra $\mathfrak{su}(2)$. The degree of the map,

$$N = \frac{1}{4} \int_H \frac{1}{2} \epsilon_{abc} d^a d^b d^c; \quad (88)$$

defines the topological horizon charge N ,

$$N = \frac{1}{4} \int_H (\sin n \theta) d\theta = \frac{n}{2} (\cos \theta|_0 = \cos \theta|_0) : \quad (89)$$

To evaluate the topological horizon charge N for the stationary non-Abelian black hole solutions, we express \cos and \sin in terms of the functions H_i . This yields

$$\sin = \frac{\sin G_r + \cos G}{\sqrt{G_r^2 + G^2}}; \quad \cos = \frac{\cos G_r - \sin G}{\sqrt{G_r^2 + G^2}}; \quad (90)$$

where

$$G_r = [H_3; + H_3 \cot + H_2 H_4 - 1] \frac{1}{e};$$

$$G = [H_4; + \cot (H_4 - H_2) - H_2 H_3] \frac{1}{e};$$

Symmetry and boundary conditions imply $G_r|_0 = G_r|_\infty$ and $G|_0 = G|_\infty = 0$, therefore

$$N = n \frac{G_r}{|G_r|_{r=0}} = n \operatorname{sign}(G_r|_0); \quad (91)$$

relating the winding number n to the topological horizon charge N . We note that solutions with winding number $-n$ are gauge equivalent to solutions with winding number n , but carry opposite electric charge [31].

F. Non-Abelian Mass Formula

The non-Abelian mass formula, Eq. (1),

$$M = 2TS + 2J + \frac{D}{2} + 2H Q$$

is a generalization of the non-Abelian mass formula $M = 2TS + D =$, obtained previously for static axially symmetric non-Abelian solutions [5, 26], which generically carry no non-Abelian charges. Rotating non-Abelian black hole solutions in general do carry non-Abelian electric charge, but they do not carry non-Abelian magnetic charge. Since they nevertheless carry non-trivial non-Abelian magnetic fields, the Smarr formula [16],

$$M = 2TS + 2J + e_l Q + m_{ag} P; \quad (92)$$

(where ϕ_{mag} represents the horizon magnetic potential) is bound to fail: The contribution to the mass from the non-Abelian magnetic fields outside the horizon would not be included. In contrast, in the non-Abelian mass formula (1), this magnetic field contribution to the mass is contained in the dilaton term $\frac{D}{2}$.

To derive the non-Abelian mass formula, let us begin by considering the general definition of the local mass M_{local} and local angular momentum J_{local} , (see e.g. [23])

$$M_{\text{local}} = \frac{1}{8G} \int_{S^2} \frac{1}{2} \nabla^2 r^2 dx^2 dx^2 ; \quad (93)$$

$$J_{\text{local}} = \frac{1}{16G} \int_{S^2} \frac{1}{2} \nabla^2 r^2 dx^2 dx^2 ; \quad (94)$$

for a given 2-sphere S^2 . By taking the 2-sphere to infinity, and employing Stokes theorem, the global charges M and J are obtained [23],

$$M = \frac{1}{4G} \int_{\Sigma} R_{\mu\nu} n^\mu dV = \frac{1}{8G} \int_H \frac{1}{2} \nabla^2 r^2 dx^2 dx^2 ; \quad (95)$$

$$J = \frac{1}{8G} \int_{\Sigma} R_{\mu\nu} n^\mu dV + \frac{1}{16G} \int_H \frac{1}{2} \nabla^2 r^2 dx^2 dx^2 : \quad (96)$$

Here Σ denotes an asymptotically flat hypersurface bounded by the horizon H , $n^\mu = (1; 0; 0; 0)$ is normal to Σ with $n^\mu n_\mu = 1$, and dV is the natural volume element on Σ ($dV = \sqrt{-g} r^2 \sin \theta dr d\theta d\phi$), and consequently,

$$\frac{1}{4G} \int_{\Sigma} R_{\mu\nu} n^\mu dV = \frac{1}{4G} \int_H R_{\mu\nu} n^\mu dV : \quad (97)$$

Defining the horizon mass of the black hole $M_H = M_{\text{local}}(r_H)$ and its horizon angular momentum $J_H = J_{\text{local}}(r_H)$ one obtains with $\Sigma = \Sigma_{r=r_H}$ the horizon mass formula [23]

$$M_H = 2TS + 2\frac{J_H}{r_H} ; \quad (98)$$

where T and S denote temperature and entropy. The global mass is then given by the relation

$$M = 2TS + 2\frac{J_H}{r_H} + \frac{1}{4G} \int_H R_{\mu\nu} n^\mu dV : \quad (99)$$

Let us next replace the integrand in (99) by first making use of the Einstein equations,

$$R_{\mu\nu} = 16\pi G e^2 \text{Tr} F_{\mu} F_{\nu} - \frac{1}{4} F_{\mu\nu} F^{\mu\nu} g_{\mu\nu} \quad (100)$$

and then of the dilaton field equation,

$$R_{\mu\nu} = 8G \left(\frac{1}{2} \nabla_\mu \nabla_\nu \phi - \frac{1}{2} \nabla_\mu \phi \nabla_\nu \phi + 2e^2 \text{Tr} F_{\mu} F_{\nu} \right) : \quad (101)$$

We now evaluate the integral involving the dilaton d'Alembertian,

$$\int_H \frac{1}{2} \nabla_\mu \nabla_\nu \phi dV = \int_H \nabla_\mu \phi \nabla^\mu \phi dV + \int_H \nabla_\mu \phi \nabla^\mu \phi dV ; \quad (102)$$

with the divergence theorem. Making use of the boundary conditions at the horizon ($\phi_r = 0$) and at infinity ($\lim_{r \rightarrow \infty} \phi_r = D \sin^2 \theta$), yields for the first term in (102)

$$2 \int_0^{\infty} \int_H \nabla_\mu \phi \nabla^\mu \phi dV = 4\pi D ; \quad (103)$$

with the dilaton charge D . The second term vanishes, since $\sqrt{-g}$ vanishes at $r = 0$ and $r = \infty$. The relation for the global mass then reads

$$M = 2TS + 2\frac{J_H}{r_H} + \frac{4}{4}D \int_0^Z \frac{1}{e^2} \text{Tr}[F_0 F^0] \sqrt{-g} dr d' : \quad (104)$$

Making again use of the Einstein equations, we next replace the horizon angular momentum J_H by the global angular momentum J [23],

$$J = J_H + 2 \int_0^Z \frac{1}{e^2} \text{Tr}(F_r F^0) \sqrt{-g} dr d' ; \quad (105)$$

and obtain

$$M = 2TS + 2\frac{J}{r_H} + \frac{4}{4}D = I + \int_0^Z \frac{1}{4} \frac{1}{e^2} \text{Tr} [F_0 + \frac{1}{r_H} F_r F^0] \sqrt{-g} dr d' ; \quad (106)$$

defining the integral I .

To evaluate I , Eq. (106), we make use of the symmetry relations, Eqs. (11) [20],

$$F_0 = D A_0 ; \quad F_r = D (A_r - W) : \quad (107)$$

The integral then reads

$$I = \int_0^Z \frac{1}{4} \frac{1}{e^2} \text{Tr} [D A_0 + \frac{1}{r_H} (A_r - W) F^0] \sqrt{-g} dr d' : \quad (108)$$

Adding zero to the above integral, in the form of the gauge field equation of motion for the zero component, the covariant derivative then acts on all functions in the integrand,

$$I = \int_0^Z \frac{1}{4} \text{Tr} [D A_0 + \frac{1}{r_H} (A_r - W) e^2 F^0] \sqrt{-g} dr d' : \quad (109)$$

Since the trace of a commutator vanishes, we replace the gauge covariant derivative by the partial derivative,

$$I = \int_0^Z \frac{1}{4} \text{Tr} [\partial_r A_0 + \frac{1}{r_H} (A_r - W) e^2 F^0] \sqrt{-g} dr d' ; \quad (110)$$

and employ the divergence theorem. The r -term vanishes, since $\sqrt{-g}$ vanishes at $r = 0$ and $r = \infty$, and the r' -term vanishes, since the integrands at $r' = 0$ and $r' = 2\pi$ coincide, thus we are left with

$$I = \int_0^Z \frac{1}{4} \text{Tr} [\partial_r A_0 + \frac{1}{r_H} (A_r - W) e^2 F^{0r}] \sqrt{-g} dr d' : \quad (111)$$

We next make use of the fact that the electrostatic potential \tilde{j}_H is constant at the horizon (see Eqs. (40) and (44)),

$$\tilde{j}_H = A_0 + \frac{1}{r_H} A_r, \quad \tilde{j}_H = \frac{1}{r_H} W = e^{1/2} \frac{z}{2} : \quad (112)$$

Hence the integrand vanishes at the horizon, and the only contribution to I comes from infinity.

At infinity the asymptotic expansion yields to lowest order

$$\begin{aligned} F^{0r} \sqrt{-g} &= \frac{Q}{e} \sin \frac{n}{2} \cos \frac{n}{2} (1)^k \sin \frac{n}{2} + o(1) ; \\ A_0 &= o(1) ; \\ A_r &= \frac{n}{e} (1 - (1)^k) \sin \frac{n}{2} + o(1) : \end{aligned} \quad (113)$$

Hence A_0 does not contribute to the integral, and A_r contributes for odd node number k . The integral I ,

$$I = \frac{nQ}{e^2} \frac{1}{r_H} \int_0^Z \text{Tr} [\cos \frac{n}{2} (1 - (1)^k) \sin \frac{n}{2} \sin d] dr d' = \frac{8}{e^2} \frac{nQ}{r_H} \frac{1}{r_H} ; \quad (114)$$

is therefore independent of k , and the mass formula becomes

$$M = 2TS + 2\frac{!_H}{r_H}J + \frac{4}{D} = 8e!Q : \quad (115)$$

To complete the proof of the mass formula (1) for genuinely non-Abelian black holes, subject to the above ansatz and boundary conditions, we now return to dimensionless variables. Noting that

$$TS = \frac{P}{4G}TS ; \quad (116)$$

$$\frac{!_H}{r_H} = P \frac{e}{4G} ; \quad (117)$$

and recalling the definition of $e!$, Eq. (44), the non-Abelian mass formula is obtained,

$$M = 2TS + 2J + \frac{D}{2} + 2e!Q :$$

The mass formula also holds for embedded Abelian black holes [7, 17].

IV . NUMERICAL RESULTS

We solve the set of eleven coupled non-linear elliptic partial differential equations numerically [32], subject to the above boundary conditions, employing compactified dimensionless coordinates, $x = 1 - x_H$ ($x_H = x$). The numerical calculations, based on the Newton-Raphson method, are performed with help of the program FIDISO L [32]. The equations are discretized on a non-equidistant grid in x and $!$. Typical grids used have sizes 100×20 , covering the integration region $0 \leq x \leq 1$ and $0 \leq ! \leq 2$. (See [5, 6, 26] and [32] for further details on the numerical procedure.)

For a given dilaton coupling constant P , the rotating non-Abelian black hole solutions then depend on the continuous parameters x_H and $!$, representing the isotropic horizon radius and the metric function $!$ at the horizon, respectively, while their ratio $!_H = x_H$ corresponds to the rotational velocity of the horizon. The solutions further depend on the discrete parameters n and k , representing the winding number and the node number, respectively.

To construct a rotating non-Abelian black hole solution of SU(2) EYMD theory with dilaton coupling constant P and parameters x_H , $!$, n , and k , we either start from the static SU(2) EYMD black hole solution possessing the same set of parameters except for $!_H = 0$, and then increase $!$ [5], or we start from the corresponding rotating SU(2) EYM black hole solution and then increase $!$ [6].

A . $n = 1$ Black Holes

Rotating non-Abelian black hole solutions with winding number $n = 1$ have been studied before in EYM theory [6]. Here we study the influence of the presence of the dilaton on the properties of these black hole solutions, with particular emphasis on the $Q = 0$ black hole solutions.

Global charges

Many features of the $n = 1$ EYMD black hole solutions agree with those of the $n = 1$ EYM solutions, studied before [6]. In particular, when increasing $!$ from zero, while keeping x_H fixed, a lower branch of black hole solutions forms and extends up to a maximal value $!_H^{\max}(x_H; P)$, where an upper branch bends backwards towards $!_H = 0$. This is seen in Figs. 1a-d, where the mass M , the angular momentum per unit mass $a = J/M$, the relative dilaton charge $D = \frac{D}{2}$, and the non-Abelian electric charge Q are shown as functions of the parameter $!$ for black holes with horizon radius $x_H = 0.1$, winding number $n = 1$, and node number $k = 1$ for five values of the dilaton coupling constant, $P = 0, 0.5, 1, \sqrt{3}$ and 3. For $P = 0$ the relative dilaton charge $D = 1$ is extracted from the mass formula Eq. (4).

The mass M (Fig. 1a) and the angular momentum per unit mass a (Fig. 1b) of the non-Abelian solutions increase monotonically along both branches, and diverge with $!_H^{-1}$ in the limit $!_H \rightarrow 0$ along the upper branch. Both mass and angular momentum become (almost) independent of the dilaton coupling constant along the upper branch. The relative dilaton charge $D = \frac{D}{2}$ (Fig. 1c) decreases monotonically along both branches, approaching zero in the limit $!_H \rightarrow 0$. (The curves are discontinued along the upper branch when the numerical procedure no longer provides

high accuracy.) Also the dilaton charge approaches its limiting value along the upper branch with a slope, (almost) independent of the dilaton coupling constant.

The non-Abelian electric charge Q (Fig. 1d) increases monotonically along both branches, when $\alpha < 1.15$, whereas when $\alpha > 1.15$ (and x_H sufficiently small), it first decreases on the lower branch until it reaches a minimum and then increases along both branches. The magnitude of Q remains always small, however. For $\alpha = 0$, Q approaches the finite limiting value $Q_{\text{lim}} = 0.124$ on the upper branch, as α_H tends to zero, independent of the isotropic horizon radius x_H [6]. Apparently, this remains true when the dilaton is coupled.

For comparison, we exhibit in Figs. 1a-c also the mass, the specific angular momentum, and the relative dilaton charge of embedded Abelian solutions with the same horizon radius (dotted curves) with $Q = 0$ and $P = 1$. (Mass, angular momentum and dilaton charge of embedded Abelian solutions, possessing the same charge Q as the non-Abelian solutions and $P = 1$ are graphically indistinguishable from mass, angular momentum and dilaton charge of the $Q = 0$ solutions, shown. Since the Abelian $\alpha = 0$ and $\alpha = 3$ solutions are known analytically, their global charges along the upper branch are shown up to $\alpha_H = 0$.) As expected [6], mass, angular momentum per unit mass, and relative dilaton charge of the non-Abelian EYM D solutions, are close to mass, specific angular momentum, and dilaton charge of the embedded EMD solutions with $Q = 0$ and $P = 1$. This is true, in particular, for solutions with small horizon radii x_H , where large deviations of these global properties from those of the corresponding Kerr solutions arise [6]. The dilaton charge of the Abelian solutions, however, approach their limiting value $D = 0$ on the upper branch with a common slope, different from the common slope of the non-Abelian solutions.

The α -dependence of the global charges is demonstrated further in Figs. 2a-b. Here we exhibit the mass M , the angular momentum per unit mass $a = J/M$, the relative dilaton charge $D = \dots$, and the non-Abelian electric charge Q for non-Abelian black hole solutions with winding number $n = 1$, node number $k = 1$, horizon radius $x_H = 0.1$, and $\alpha_H = 0.020$ on the lower branch (Fig. 2a) and on the upper branch (Fig. 2b) as functions of α for $0 \leq \alpha \leq 8$. On the lower branch M , $a = J/M$, $D = \dots$, and Q decrease with increasing α . In particular, we note that the non-Abelian electric charge Q passes zero at $\alpha = 1.5$. On the upper branch only the relative dilaton charge $D = \dots$ decreases with increasing α , whereas the mass M and the angular momentum per unit mass a increase with increasing α . The non-Abelian electric charge Q exhibits a minimum on the upper branch.

It is remarkable that the non-Abelian electric charge Q can change sign in the presence of the dilaton field [7]. In contrast, in EYM theory the non-Abelian electric charge Q always has the same sign, depending on the direction of rotation [6, 33].

Thus we observe the new feature of rotating EYM D black holes that, for certain values of the dilaton coupling constant and the parameters x_H and α_H , the non-Abelian electric charge Q of rotating black hole solutions with $n = 1$ and $k = 1$ can vanish. Cuts through the parameter space of solutions with vanishing Q are exhibited in Fig. 3a, where we show α_H as a function of x_H for $Q = 0$ solutions with dilaton coupling constants $\alpha = 1.5$, $\sqrt{3}$, and 2. For fixed α these curves divide the parameter space into a region with solutions possessing negative Q and a region with solutions with positive Q . Negative Q solutions correspond to parameter values below the curves.

The maximum of a curve coincides with $\alpha_H^{\text{max}}(x_H; \alpha)$. We note that, for fixed α , the values of α_H to the right of the maximum correspond to solutions on the lower branches whereas the values to the left correspond to solutions on the upper branches. In the limit $\alpha \rightarrow 1.15$ the curves degenerate to a point, implying that rotating $Q = 0$ solutions exist only above α_{min} . This is demonstrated in Fig. 3b, where the dependence of the maximal value of α_H together with its location x_H on α are shown, clearly exhibiting the minimal value of α for rotating $Q = 0$ solutions.

These $Q = 0$ EYM D black holes represent the first black hole solutions, which carry non-trivial non-Abelian electric and magnetic fields and no non-Abelian charge. Perturbative studies [34] previously suggested the existence of rotating non-Abelian $Q = 0$ black hole solutions in EYM theory, satisfying, however, a different set of boundary conditions. Such EYM black hole solutions could not be obtained numerically [6, 20].

As a consequence of their vanishing non-Abelian electric charge, these black hole solutions do not exhibit the generic asymptotic non-integer power fall-off of the non-Abelian gauge field functions [6]. For these solutions, the magnetic moment can be identified according to Eq. (67), where $x = C_3$ and $z = C_2$. The coefficient $C_2 = j_2 j$ is exhibited in Fig. 3c for the sets of solutions shown in Fig. 3a. Note that the right end points of these curves correspond to the static limit.

The corresponding curves for C_3 are graphically almost indistinguishable. The difference between C_2 and C_3 is due to the rotation, since in the static case $C_2 + C_3 = 0$. In Fig. 3d we show this difference for the same set of solutions.

Having considered the rotating hairy black hole solutions for fixed horizon radius x_H as a function of α_H , we now keep α_H fixed and vary the horizon radius. In Figs. 4a-d we show the mass M , the angular momentum per unit mass $a = J/M$, the relative dilaton charge $D = \dots$, and the non-Abelian electric charge Q of the non-Abelian black hole solutions as functions of the isotropic horizon radius x_H for $\alpha_H = 0.040$ and $\alpha = 0, 0.5, 1, \sqrt{3}$ and 3. (Solutions along the steeper branch are numerically difficult to obtain, therefore the $D = \dots$ and Q curves are discontinued at $x_H = 0.43$.) For EYM D black hole solutions, as for EYM black hole solutions, there is a minimal value of the horizon

radius $x_H^{m \text{ in}} (!_H)$, for a given value of $!_H$. In particular, the limit $x_H^{m \text{ in}} \rightarrow 0$ is only reached for $!_H \rightarrow 0$. We note that for KK black holes with $Q = 0$ and $P = 1$ the family of solutions characterised by $(!_H, x_H^{m \text{ in}} (!_H))$ tends to the static extremal solution as $x_H \rightarrow 0$. Anticipating that the non-Abelian black holes behave essentially analogously to the Abelian solutions, we expect to find the static regular EYM D solutions in this limit [6]. We have no indication that rotating regular solutions could be reached in this limit [34, 35].

Horizon Properties

Let us next turn to the horizon properties of the rotating non-Abelian black holes. In Fig. 5a-d we show the area parameter x , the surface gravity κ_{sg} , the deformation of the horizon as quantified by the ratio of equatorial to polar circumferences, $L_e=L_p$, and the Gaussian curvature at the poles $K(0)$ as functions of $!_H$, for black hole solutions with horizon radius $x_H = 0.1$, winding number $n = 1$ and node number $k = 1$, and for dilaton coupling constants $\alpha = 0, 0.5, 1, \sqrt{3}$ and 3 . Also shown are the horizon properties of the corresponding embedded Abelian black hole solutions with $Q = 0$ and $P = 1$.

The horizon size is quantified by the area parameter x , shown in Fig. 5a. Starting from the value of the corresponding static non-Abelian black hole solution, the area parameter grows monotonically along both branches, and diverges along the upper branch. The horizon size of the corresponding Abelian black hole solutions is slightly larger, in particular along the lower branch. As illustrated, the difference decreases with increasing α . The difference also decreases with increasing horizon radius x_H .

The surface gravity κ_{sg} of the non-Abelian black holes is shown in Fig. 5b. Starting from the value of the corresponding static non-Abelian black hole solution on the lower branch in the limit $!_H \rightarrow 0$, it decreases monotonically along both branches, and reaches zero on the upper branch in the limit $!_H \rightarrow 0$, corresponding to the value assumed by extremal black hole solutions. The surface gravity of the corresponding Abelian black hole solutions is slightly smaller, in particular along the lower branch. The difference decreases with increasing horizon radius x_H . We recall, that for static non-Abelian black holes the surface gravity diverges in the limit $x_H \rightarrow 0$ independent of α [6], whereas for static Abelian black holes the limiting value depends on α , and diverges only for $\alpha > 1$, whereas it is finite for $\alpha = 1$, and zero for $\alpha < 1$.

The deformation of the horizon is revealed when measuring the circumference of the horizon along the equator, L_e , and the circumference of the horizon along a great circle passing through the poles, L_p , Eqs. (79). The ratio $L_e=L_p$ grows monotonically along both branches, as shown in Fig. 5c. As $!_H$ tends to zero on the upper branch, the ratio tends to the value $L_e=L_p = \sqrt{2E(1/2)} \approx 1.645$, for both non-Abelian and Abelian black holes, independent of α . Clearly, the matter fields lose their influence on the black hole properties, in the limit $M \rightarrow 1$. On the lower branch the ratio $L_e=L_p$ assumes the value one in the limit $!_H \rightarrow 0$, corresponding to the value of a static spherically symmetric black hole. Overall, the deformation of the horizon of the non-Abelian black holes is close to the deformation of the horizon of the corresponding EMD black holes with $Q = 0$ and $P = 1$.

For rapidly rotating EYM D and EMD black holes, the Gaussian curvature of the horizon can become negative, as observed before for EM black holes [16]. In Fig. 5d we show the Gaussian curvature of the horizon at the pole $K(0)$ as a function of $!_H$ for non-Abelian and Abelian black holes. Starting with a positive curvature at the pole of the static solution, the curvature at the pole decreases with increasing angular momentum, crosses zero and becomes negative at some point along the upper branch. It then reaches a minimum value and starts to increase again, to become zero in the infinite mass limit, when $!_H \rightarrow 0$.

In Figs. 6 we consider the deformation of the horizon of the non-Abelian black holes in more detail. We exhibit in Fig. 6a the angular dependence of the Gaussian curvature at the horizon for $\alpha = 1$ black hole solutions with horizon radius $x_H = 0.1$, winding number $n = 1$, node number $k = 1$, for several values of the angular momentum per unit mass a . When $a > 0$, the Gaussian curvature increases monotonically from the pole to the equator. For larger values of a , the Gaussian curvature is negative in the vicinity of the pole.

Fig. 6b shows the shape of the horizon of the non-Abelian black holes, obtained from isometric embeddings of the horizon in Euclidean space [16]. As pointed out in [16], when the Gaussian curvature becomes negative, the embedding cannot be performed completely in Euclidean space with metric $ds^2 = dx^2 + dy^2 + dz^2$, but the region with negative curvature must be embedded in pseudo-Euclidean space with metric $ds^2 = dx^2 + dy^2 - dz^2$, represented by dashed lines in the figure.

Limiting Abelian Solutions

As seen above, the global charges and the horizon properties of the non-Abelian black hole solutions with $n = 1$ and $k = 1$ are rather close to those of the embedded EMD solutions with $Q = 0$ and $P = 1$. But also their metric and dilaton functions as well as their gauge field functions are impressively close to their EMD counterparts, except for those gauge field functions which do not vanish in the static limit.

With increasing node number k , the non-Abelian solutions get increasingly closer to the Abelian solutions, converging pointwise in the limit $k \rightarrow \infty$. In particular, the gauge field functions H_2 and H_4 approach zero with increasing node number k in an increasing interval, while their boundary conditions $H_2(1) = H_4(1) = (-1)^k$ enforce a value, differing from the value of the limiting Abelian solutions, $H_2^A(1) = H_4^A(1) = 0$.

Convergence of the solutions with increasing node number k towards the corresponding EMD solutions is demonstrated in Figs. 7a-e for the metric function f , the dilaton function ϕ , the gauge field functions H_2, H_3 and for the function x_B for non-Abelian black hole solutions with $x_H = 0.1$, $\phi_H = 0.020$, $n = 1$, $k = 1$ – 3 , and dilaton coupling constants $\gamma = 0$ and 1 . From Fig. 7e we conclude that the limiting solution has vanishing electric charge.

B. $n > 1$ Black Holes

Here we give for the first time a detailed account of rotating $n > 1$ black hole solutions [7]. Whereas the rotating $n = 1$ black hole solutions reduce to spherically symmetric black hole solutions in the static limit, the rotating $n > 1$ black hole solutions remain axially symmetric in the static limit [5, 7].

Global charges

Many features of the $n > 1$ EYMD black hole solutions, agree with those of the $n = 1$ EYMD solutions. In Figs. 8a-d we exhibit the mass M , the angular momentum per unit mass $a = J/M$, the relative dilaton charge $D = \phi$, and the non-Abelian electric charge Q as functions of the parameter ϕ_H for black holes with horizon radius $x_H = 0.1$, winding numbers $n = 1$ – 3 , and node number $k = 1$ for the dilaton coupling constants $\gamma = 0, 1$, and $\sqrt{3}$. A gain, for $\gamma = 0$ the relative dilaton charge $D = \phi$ is extracted from the mass formula Eq. (4), discussed below.

The mass M shown in Fig. 8a and the angular momentum per unit mass a shown in Fig. 8b, increase monotonically and diverge on the upper branch in the limit $\phi_H \rightarrow 0$, as in the $n = 1$ case. Whereas the mass on the upper branch becomes (almost) independent both of the coupling constant γ and the winding number n already for moderately large values for ϕ_H , the specific angular momentum becomes independent only of the coupling constant γ , but retains its dependence on the winding number n up to considerably smaller values of ϕ_H .

The relative dilaton charge shown in Fig. 8c, apparently approaches zero in the limit $\phi_H \rightarrow 0$, as in the case of the $n = 1$ black hole solutions. We note, however, that for winding number $n = 3$, the dilaton curve develops a minimum with a negative value of D , and only then bends upwards towards zero. The non-Abelian electric charge exhibited in Fig. 8d, increases with increasing n . As in the $n = 1$ case, Q apparently reaches a limiting value on the upper branch as $\phi_H \rightarrow 0$. This limiting value increases with increasing winding number n and appears to be independent of the coupling constant γ . (For small values of ϕ_H on the upper branch, the numerical error becomes too large to extract the electric charge and thus the limiting values of Q .) For $n = 3$, the electric charge develops a maximum on the upper branch before tending to the limiting value.

Comparing the global charges of these non-Abelian black hole solutions with those of the corresponding $Q = 0$ and $P = n$ Abelian black hole solutions, we observe that the discrepancies between Abelian and non-Abelian solutions become larger with increasing winding number n . As in the $n = 1$ case, the discrepancies decrease with increasing dilaton coupling constant γ , and with increasing horizon radius x_H .

Trying to find $n > 1$ black holes with vanishing non-Abelian electric charge, we constructed solutions for a wide range of parameters. However, in contrast to the $n = 1$ case, we did not observe a change of sign of Q for any set of solutions constructed.

Horizon Properties

Turning next to the horizon properties of the rotating non-Abelian $n > 1$ black holes, we exhibit in Figs. 9a-d the area parameter x , the surface gravity κ_{sg} , the deformation of the horizon as quantified by the ratio of equatorial to polar circumferences, $L_e = L_p$, and the Gaussian curvature at the poles $K(0)$ as functions of ϕ_H , for black hole solutions with $x_H = 0.1$, $n = 1$ – 3 and $k = 1$, and for dilaton coupling constants $\gamma = 0, 1$, and $\sqrt{3}$.

As shown in Fig. 9a, the horizon size is monotonically increasing along both branches, and diverges as $\phi_H \rightarrow 0$ on the upper branch. Along the upper upper branch, the horizon size shows a distinct dependence on the winding number n , but little dependence on the coupling constant γ . The dependence increases though with increasing n . The surface gravity decreases monotonically along both branches, and reaches a vanishing value on the upper branch as $\phi_H \rightarrow 0$, as demonstrated in Fig. 9b. For black hole solutions with the same value of ϕ_H but different values of n , we observe crossings of the lower branches. This is in contrast to the Abelian black hole solutions, where analogous crossings do not occur. It is thus a distinct feature of the non-Abelian nature of the black holes.

The deformation parameter $L_e = L_p$ is shown in Fig. 9c. For small values of ϕ_H along the upper branch, we observe, that the curves become (rather) independent of γ , but their slope keeps a distinct n -dependence. All curves appear to have the same limiting value though, when $\phi_H \rightarrow 0$, independent of γ and n . (Unfortunately, the numerical error

for small $!_H$ along the upper branches is too large to extract the limiting value as $!_H \rightarrow 0$.) We expect this common limiting value to be $L_e = L_p = 1.645$, which is the value of the extremal Kerr black holes, Kerr-Newman black holes and Kaluza-Klein black holes.

The Gaussian curvature of the horizon at the poles, exhibited in Fig. 9d, possesses negative values for fast rotating black holes, also for $n > 1$ black holes. The topology of the horizon of these $n > 1$ black holes is also that of a 2-sphere, Eq. (82).

As expected, these properties of the non-Abelian black hole solutions are rather similar to those of their Abelian counterparts, though the differences become more pronounced as n increases.

Limiting Abelian Solutions

Considering the limit of node number $k \rightarrow 1$ and fixed winding number n as well as fixed α , we observe that the black hole solutions with winding number n tend to the corresponding Abelian black hole solutions with vanishing electric charge $Q = 0$ and with magnetic charge $P = n$. The convergence is observed for the global charges, and for the horizon properties, and pointwise convergence is seen for the metric, dilaton and gauge field functions.

C. Mass Formula and Uniqueness

The numerical stationary axially symmetric EYMD black hole solutions satisfy the mass formula, Eq. (1), with an accuracy of 10^{-3} . So do the numerical EM D black hole solutions. EYM black holes are included in the limit $! \rightarrow 0$, since $D = \alpha$ remains finite.

We demonstrate the mass formula for the non-Abelian black hole solutions in Figs. 10a-c, where we show the four terms in the mass formula, $2TS$, $2J$, $D = \alpha$, and $2e_1Q$, as well as their sum (denoted by M in the figures) as functions of the mass M . Black hole solutions with horizon radius $x_H = 0.1$, winding number $n = 1$, and node number $k = 1$, and dilaton coupling constant $\alpha = 1$ are shown in Fig. 10a, $n = 1$ and $k = 2$ solutions in Fig. 10b, and $n = 2$ and $k = 1$ solutions in Fig. 10c.

Reconsidering the uniqueness conjecture for EYMD black holes, one may try to obtain a new uniqueness conjecture by only replacing the magnetic charge P by the dilaton charge D or the relative dilaton charge $D = \alpha$. After all, such a replacement gave rise to the new non-Abelian mass formula, Eq. (1). However, in the case of the uniqueness conjecture, such a replacement is not sufficient. Indeed, black holes in $SU(2)$ EYMD theory are not uniquely characterized by their mass M , their angular momentum J , their non-Abelian electric charge Q , and their dilaton charge D . This becomes evident already in the static case, where genuine EYMD black holes have $J = Q = 0$, and thus their only charges are the mass M and the dilaton charge D . In Fig. 11 we show the relative dilaton charge $D = \alpha$ as a function of the mass M , for the static non-Abelian black hole solutions with $n = 1, 3$ and $k = 1, 3$ for $\alpha = 1$. Also shown are the corresponding limiting Abelian solutions with $P = n$. As seen in the figures, solutions with the same winding number n and different node number k do not intersect. However, solutions with different winding numbers n can intersect. The curve of $n = 3, k = 1$ solutions, for instance, intersects the curves of all $n = 2, k > 2$ solutions.

To remedy this deficiency, we make use of the topological charge N , Eq. (88). Recalling that for the non-Abelian black holes $N = n$, Eq. (91), and setting $N = 0$ for embedded Abelian black holes, we can attach to each black hole solution a topological charge. We then find, that all static $SU(2)$ EYMD black hole solutions are uniquely determined by their mass M , their dilaton charge D (or the relative dilaton charge $D = \alpha$), and their topological charge N . We note, that for a given winding number $N = n$, the dilaton charge D (or the relative dilaton charge $D = \alpha$) of the non-Abelian solutions increases monotonically with increasing k , converging to the dilaton charge of the embedded Abelian solution with magnetic charge $P = n$.

This observation has led us to suggest a new uniqueness conjecture [7], stating that black holes in $SU(2)$ EYMD theory are uniquely determined by their mass M , their angular momentum J , their non-Abelian electric charge Q , their dilaton charge D , and their topological charge N . Since the relative dilaton charge $D = \alpha$ remains finite in the limit $! \rightarrow 0$, this conjecture may formally be extended to the EYM case, by replacing the dilaton charge D by the relative dilaton charge $D = \alpha$.

The uniqueness conjecture is supported by all our numerical data. To illustrate the validity of the conjecture also for stationary black holes, we show in Figs. 12a-c the relative dilaton charge $D = \alpha$ for several values of the specific angular momentum a for black holes with $n = 1, 3, k = 1, 3$ ($\alpha = 1$). Also shown are the corresponding limiting Abelian solutions with $P = n$. For instance, we observe in Fig. 12a that the curve with $n = 1, k = 2$, and $a = 0.25$ crosses the other $k = 2$ curves and also the $k = 3$ curves with $a = 0$ and $a = 0.10$. However, since it does not cross the $k = 3$ curve with the same specific angular momentum $a = 0.25$, the conjecture is not violated.

V. CONCLUSIONS

We have constructed non-perturbative rotating hairy black hole solutions of Einstein-Yang-Mills-(dilaton) theory and investigated their properties. The rotating black hole solutions emerge from the corresponding static hairy black hole solutions, when a small horizon angular velocity is imposed via the boundary conditions. The hairy black hole solutions are labeled by the node number k and the winding number n of their gauge field functions. We have extended our previous studies [6], by considering black holes with higher winding number n , and by including a dilaton field with coupling constant α . We have also provided a detailed analysis of the asymptotic expansion of black hole solutions with $n = 1$ and $n = 3$.

The generic hairy black hole solutions possess a small non-Abelian electric charge, but vanishing magnetic charge. For fixed winding number n , the non-Abelian black hole solutions form sequences, labeled by the node number k . In the limit $k \rightarrow 1$, they tend to embedded Abelian black hole solutions with magnetic charge $P = n$ and electric charge $Q = 0$. For $\alpha = 0$ the limiting solutions are Kerr-Newman solutions, for $\alpha \neq 0$ they are rotating EMD solutions [9, 10, 17]. A comprehensive study of the black hole solutions in EMD theory for general dilaton coupling constant will be presented elsewhere [17].

The presence of the dilaton field has a number of significant consequences for the hairy black hole solutions. First, the presence of the dilaton field allows for solutions with vanishing electric charge [7]. Thus there are rotating black hole solutions with no non-Abelian charge at all. These $Q = 0$ solutions exist in a certain range of parameters for black holes with winding number $n = 1$, and node number $k = 1$. The asymptotic expansion of these $Q = 0$ solutions involves only integer powers, in contrast to the generic non-integer power fall-off for solutions with $Q \neq 0$. We did not find corresponding $Q = 0$ solutions with $n > 1$ or $k > 1$, when searching for them in a wide range of parameters.

Second, the presence of the dilaton is crucial in deriving the mass formula [7] for rotating black holes, involving only global charges and horizon properties of the black holes. Here the derivation of the mass formula was presented in detail. The mass formula is similar to the Smarr formula for Abelian black holes, but instead of the magnetic charge P the dilaton charge D enters. This is crucial, since the hairy black holes have $P = 0$, but non-vanishing magnetic fields and thus a magnetic contribution to the mass, which is taken into account by the dilaton charge term. The mass formula also holds for EMD black holes. Involving the relative dilaton charge $D = \alpha$, the mass formula may formally be extended to the EYM and EM case, since the relative dilaton charge $D = \alpha$ remains finite in the limit $\alpha \rightarrow 0$.

Third, the presence of the dilaton allows for a new uniqueness conjecture for hairy black holes [7]. Including the horizon topological charge $N = n$, our non-perturbative set of solutions supports the conjecture, that black holes in $SU(2)$ EYMD theory are uniquely determined by their mass M , their angular momentum J , their non-Abelian electric charge Q , their dilaton charge D , and their topological charge N . Again, since the relative dilaton charge $D = \alpha$ remains finite in the limit $\alpha \rightarrow 0$, this conjecture may formally be extended to the EYM case, by replacing the dilaton charge D by the relative dilaton charge $D = \alpha$.

We have not yet fully addressed a number of further issues for these rotating black holes. For instance, in the numerical part of the paper we have restricted the calculations to small values of the dilaton coupling constant α . For larger values of α , new phenomena might arise. We have neither considered in any detail the existence of stationary rotating extremal EYMD solutions [6]. Both these issues deserve further investigation.

Most importantly, we have not addressed the existence of rotating regular solutions in EYMD theory. While perturbative studies indicated the existence of slowly rotating regular solutions [34], non-perturbative numerical studies did not support their existence [6, 20]. Independent of the (non-)existence of slowly rotating solutions, there might however exist rapidly rotating branches of regular as well as black holes solutions, not connected to the static solutions. The investigation of such rapidly rotating solutions remains a major challenge.

Acknowledgments

FNL has been supported in part by a FPI Predoctoral Scholarship from Ministerio de Educacion (Spain) and by DGICYT Project PB98-0772.

APPENDIX A: EXPANSION AT INFINITY

The asymptotic expansion depends on two integers, labelling the black hole solutions, the winding number n and the node number k . We here explicitly show the dependence on k , by choosing the boundary conditions according to Eq. (36). Note, however, that all solutions can be brought to satisfy the same asymptotic boundary conditions by a gauge transformation (see the discussion in section II C). Here we restrict to winding number $n = 1$ and $n = 3$. The analysis for $n = 2$ seems to be 'prohibitively complicated' [20] because already in the static case the leading order

terms involve non-analytic terms $\log(x)=x^2$ [30].

$n = 1$ Solutions

Generalizing our previous expansion for $n = 1$ [6] including the dilaton, we obtain

$$\begin{aligned}
 f &= 1 + \frac{2M}{x} + \frac{2M^2 + Q^2}{x^2} + o\left(\frac{1}{x^2}\right); \\
 m &= 1 + \frac{C_1}{x^2} + \frac{Q^2 - M^2 - D^2 - 2C_1}{x^2} \sin^2 + o\left(\frac{1}{x^2}\right); \\
 l &= 1 + \frac{C_1}{x^2} + o\left(\frac{1}{x^2}\right); \\
 ! &= \frac{2aM}{x^2} + \frac{6aM^2 + C_2Q}{x^3} + o\left(\frac{1}{x^3}\right); \\
 &= \frac{D}{x} + \frac{Q^2}{2x^2} + \frac{C_1D - 4C_7 + 2(M - D)Q^2}{6x^3} + \frac{C_7}{x^3} \sin^2 + o\left(\frac{1}{x^3}\right); \\
 B_1 &= \frac{Q \cos}{x} + \frac{(M - D)Q \cos}{x^2} + \frac{2(-1)^k C_4 (-5)x^{\frac{1}{2}(-1)}}{(-1)Q} \\
 &+ \frac{4(-1)^k C_2 C_3 Q}{(-3)(+5)} x^{\frac{1}{2}(-3)} + \frac{C_3^2 (-2 - 8)Q}{(-1)(+2)(-3)} x \\
 &+ \frac{2(1 + ^2)Q^3 - C_1Q + 4(M - D)^2Q - 4(-1)^k C_5 Q - 2C_6}{6x^3} \cos \\
 &+ \frac{C_6}{x^3} + \frac{C_3^2 Q}{(+2)(-3)} x - \frac{8(-1)^k C_4 Q}{(-1)(+5)} x^{\frac{1}{2}(-1)} \\
 &+ \frac{4(-1)^k C_2 C_3 Q}{(-3)(+5)} x^{\frac{1}{2}(-3)} \cos^3 + o\left(\frac{1}{x^3}\right); \\
 B_2 &= (-1)^k \frac{Q \sin}{x} + (-1)^k \frac{(M - D)Q \sin}{x^2} - (-1)^k \frac{C_3^2 (-2 - 8)Q}{(-1)(+2)(-3)} x \\
 &+ \frac{2(1 + ^2)Q^3 - C_1Q + 4(M - D)^2Q + 2(-1)^k C_5 Q - 2C_6}{6x^3} \\
 &+ \frac{2((-1)^k - 1)aM}{x^3} \sin + (-1)^k \frac{C_6}{x^3} - \frac{(-1)^k C_3^2 Q}{(+2)(-3)} x \\
 &+ \frac{4C_2 C_3 Q}{(-3)(+5)} x^{\frac{1}{2}(-3)} - \frac{2C_4 (-5)}{(-1)Q} x^{\frac{1}{2}(-1)} \sin \cos^2 + o\left(\frac{1}{x^3}\right); \\
 H_1 &= \frac{2C_5}{x^2} + \frac{8C_4}{1} x^{\frac{1}{2}(-1)} - \frac{2C_2 C_3 (+3)}{(+5)Q^2} x^{\frac{1}{2}(-1)} \sin \cos + o\left(\frac{1}{x^2}\right); \\
 H_2 &= (-1)^k + C_3 x^{\frac{1}{2}(-1)} + \frac{C_5}{x^2} + C_4 x^{\frac{1}{2}(-1)} + \frac{C_3 (-2 + 2 - 11)}{2(+1)} \\
 &+ M + D - \frac{2C_2 (+3)}{(+5)Q^2} x^{\frac{1}{2}(-1)} + \frac{2C_5}{x^2} - 2C_4 x^{\frac{1}{2}(-1)} \\
 &+ \frac{C_2 C_3 (+1)(+3)}{2(+5)Q^2} x^{\frac{1}{2}(-1)} \sin^2 + o\left(\frac{1}{x^2}\right); \\
 H_3 &= \frac{C_2}{x} - (-1)^k C_3 x^{\frac{1}{2}(-1)} \sin \cos + (-1)^k \frac{C_3 (-2 + 2 - 11)}{2(+1)} \\
 &+ M + D - \frac{2C_2 (+3)}{(+5)Q^2} x^{\frac{1}{2}(-1)} - (-1)^k C_4 x^{\frac{1}{2}(-1)} + \frac{3C_3^2}{(+1)(-2)} x^{(-1)} \\
 &+ \frac{2(-1)^k C_5 - C_2(M + D) + 3aM Q}{2x^2} \sin \cos + o\left(\frac{1}{x^2}\right); \\
 H_4 &= (-1)^k + C_3 x^{\frac{1}{2}(-1)} + (-1)^k \frac{C_2}{x} - C_3 x^{\frac{1}{2}(-1)} \sin^2 + \frac{C_3 (-2 + 2 - 11)}{2(+1)}
 \end{aligned}$$

$$\begin{aligned}
M + D &= \frac{2C_2(\epsilon + 3)}{(\epsilon + 5)Q^2} x^{\frac{1}{2}(\epsilon + 1)} + C_4 x^{\frac{1}{2}(\epsilon - 1)} + \frac{C_5}{x^2} \\
&+ \frac{C_3(\epsilon^2 + 2\epsilon - 11)}{2(\epsilon + 1)} M + D + \frac{2C_2(\epsilon + 3)}{(\epsilon + 5)Q^2} x^{\frac{1}{2}(\epsilon + 1)} + C_4 x^{\frac{1}{2}(\epsilon - 1)} \\
&+ \frac{3(1)^k C_3^2}{(\epsilon + 1)(\epsilon - 2)} x^{(\epsilon - 1)} + \frac{2C_5(\epsilon - 1)^k C_2(M + D) + (\epsilon - 1)^k 3aM Q}{2x^2} \sin^2 \\
&+ o\left(\frac{1}{x^2}\right); \tag{A1}
\end{aligned}$$

where $\epsilon = \frac{P}{9 - 4Q^2}$ and $\epsilon = \frac{P}{25 - 4Q^2}$.

$Q = 0$ solutions ($n = 1, k = 1$)

Let us now consider the asymptotic expansion for the case $Q = 0$, and expand the constants C_i in powers of Q ,

$$\begin{aligned}
C_1 &= C_{10} + C_{11}Q + o(Q^2); \\
C_2 &= C_{20} + C_{21}Q + o(Q^2); \\
C_3 &= C_{30} + C_{31}Q + o(Q^2); \\
C_4 &= \frac{5C_{20}C_{30}}{4Q^2} + \frac{C_{41}}{Q} + o(Q^0); \\
C_5 &= \frac{1C_{20}C_{30}}{2Q^2} + \frac{13(C_{20}C_{31} + C_{21}C_{30})}{4Q} - \frac{4C_{41}}{Q} + o(Q^0); \\
C_6 &= \frac{1}{10} \frac{(5C_{20} + 3C_{30})C_{30}}{Q} + o(Q); \tag{A2}
\end{aligned}$$

The Q -dependence of C_4 and C_5 is indeed observed numerically, as seen in Figs. 13a-b. For this figure we first obtained C_{20} and C_{30} from the $Q = 0$ solution, yielding $C_{20} = 25.014$ and $C_{30} = 25.019$. The dashed lines correspond to the approximation, that only the first term in C_4 and C_5 is taken, using these values for C_{20} and C_{30} . Then we extracted C_4 and C_5 from the function H_1 for several values of ϵ (equivalent to several values of Q , since x_H and l_H are fixed), where we employed C_2 and C_3 , extracted from the functions H_2 and H_3 for the same values of ϵ . In the figure we observe good agreement between these points and the approximate theoretical curve.

We also observe, that unlike the pure EYM case [6], we may have $C_{20} + C_{30} \neq 0$, when the dilaton is included. Consequently, H_3 can approach zero asymptotically with an integer power fall-off. Setting $C_{10} = 1 = 2M_0^2$, $C_{11} = 0$, $C_{20} = b$, $C_{21} = 0$, $C_{30} = b$, $C_{31} = 0$, and $C_{41} = 0$, we obtain the relations for the EYM case, reported previously [6].

$n = 3$ Solutions

$$\begin{aligned}
f &= 1 - \frac{2M}{x} + \frac{2M^2 + Q^2}{x^2} + o\left(\frac{1}{x^2}\right); \\
m &= 1 + \frac{C_1}{x^2} + \frac{Q^2 - M^2 - D^2 - 2C_1}{x^2} \sin^2 + o\left(\frac{1}{x^2}\right); \\
l &= 1 + \frac{C_1}{x^2} + o\left(\frac{1}{x^2}\right); \\
! &= \frac{2aM}{x^2} - \frac{6aM^2 + 3C_2Q}{x^3} + o\left(\frac{1}{x^3}\right); \\
&= \frac{D}{x} - \frac{Q^2}{2x^2} + \frac{C_1D - 4C_7 + 2(M - D)Q^2}{6x^3} + \frac{C_7}{x^3} \sin^2 + o\left(\frac{1}{x^3}\right); \\
B_1 &= \frac{Q \cos}{x} - \frac{(M - D)Q \cos}{x^2} \\
&+ \frac{[2(1 + \epsilon^2)Q^2 + 4(M - D)^2 - C_1 - 4(1)^k C_5 Q - 2C_6] \cos}{6x^3} \\
&+ \frac{C_6}{x^3} \cos^3 + o\left(\frac{1}{x^3}\right);
\end{aligned}$$

$$\begin{aligned}
B_2 &= (1)^k \frac{Q \sin}{x} + (1)^k \frac{(M + D)Q \sin}{x^2} \\
&+ (1)^k \frac{[2(1 + ^2)Q^2 + 4(M + D)^2 C_1 + 2(1)^k C_5 Q - 2C_6]}{6x^3} \\
&+ \frac{6(1 - (1)^k)aM}{x^3} + \frac{C_6}{x^3} \cos^2 \sin + o \frac{1}{x^3} ; \\
H_1 &= \frac{C_5}{x^2} \sin 2 - \frac{1}{2} (1)^k C_9 (1)x^{\frac{1}{2}(1)} \sin \cos + o \frac{1}{x^3} ; \\
H_2 &= (1)^k + \frac{C_5}{x^2} \cos 2 - (1)^k C_9 - 1 - \frac{1}{8} (1)^2 \sin^2 x^{\frac{1}{2}(1)} + o \frac{1}{x^3} ; \\
H_3 &= \frac{C_2}{x} \sin \cos + \frac{(M + D)C_2 - 2(1)^k C_5 - aM Q}{2x^2} \sin \cos + \frac{C_8}{x^3} \\
&+ C_9 x^{\frac{1}{2}(1)} + \frac{1}{24} \frac{3C_2(2(1 + ^2)Q^2 + 2(M + D)^2 + C_1 - 8(1)^k C_5)}{x^3} \\
&+ \frac{6(M + 3D)aM Q - 30C_8}{x^3} C_9(+ 3)(- 5)x^{\frac{1}{2}(1)} \sin^2 \sin \cos \\
&+ o \frac{1}{x^3} ; \\
H_4 &= (1)^k + (1)^k \frac{C_2}{x} \sin^2 + \frac{C_5}{x^2} + (1)^k \frac{(M + D)C_2 - 2(1)^k C_5 - aM Q}{2x^2} \sin^2 \\
&+ (1)^k C_9 x^{\frac{1}{2}(1)} + \frac{1}{24} C_9((1)^2 + 8)x^{\frac{1}{2}(1)} + \frac{24(C_8 + (1)^k C_2 C_5)}{x^3} \\
&+ \frac{3C_2(2(1 + ^2)Q^2 + 2(M + D)^2 + C_1 - 8(1)^k C_5) + 6(M + 3D)aM Q - 30C_8}{x^3} \\
&+ C_9(+ 3)(- 5)x^{\frac{1}{2}(1)} \sin^2 \sin^2 + o \frac{1}{x^3} ; \tag{A 3}
\end{aligned}$$

where $\frac{P}{49 - 4Q^2}$.

APPENDIX B : EXPANSION AT THE HORIZON

Here we present the expansion of the functions of the stationary axially symmetric black hole solutions at the horizon x_H in powers of x_H . These expansions can be obtained from the regularity conditions imposed on the Einstein equations and the matter field equations:

$$\begin{aligned}
f(;) &= -^2 f_2 - 1 + \frac{2}{24} \frac{n}{x_H} - \frac{f_2}{l_2} e^{2\phi} - 24 \cot [\phi] (H_{30} + 1 - H_{20}^2) H_{30} \\
&+ H_{20} H_{40} + H_{40} H_{40} + 12 H_{20}^2 (H_{30}^2 + H_{40}^2 - 1) + \frac{(H_{20} - H_{40})^2 + H_{30}^2}{\sin^2} \\
&+ (H_{30}^2 + H_{40}^2) + 2H_{20} (H_{30} H_{40} + H_{40} H_{30}) + 1 - 2H_{30} + H_{30}^2 ; \\
&+ H_{40}^2 - 2 \cot \left[3 \frac{f_{2i}}{f_2} - 2 \frac{l_{2i}}{l_2} - 3 \frac{f_{2i}}{f_2} \frac{l_{2i}}{l_2} + 6 \frac{f_{2i}}{f_2} + \frac{l_{2i}}{l_2} \right]^2 \\
&+ 2 \frac{l_{2i}}{l_2} - 18 - 6 \frac{f_{2i}}{f_2} - \frac{24}{f_2} - 4n \sin \frac{\phi}{2} e^{2\phi} - H_{30} B_{12} + (1 - H_{40}) B_{22} \\
&+ 2e^{2\phi} (B_{12}^2 + B_{22}^2) - \sin^2 \frac{1}{x_H^2 f_2} x_H^2 l_2 + 2n^2 f_2 e^{2\phi} - H_{30}^2 + (1 - H_{40})^2
\end{aligned}$$

APPENDIX C: ENERGY CONDITIONS AND SEGRE TYPE

In this section we revisit the energy conditions for SU(2) EYMD theory, the results being valid for general gauge group SU(N). We also consider the Segre type of this type of matter.

The dominant energy condition requires that "for every timelike vector V , the stress-energy tensor satisfies $T_{\mu\nu}V^\mu V^\nu \geq 0$ and $T_{\mu\nu}V^\mu$ is a non-spacelike vector". Let us show that Eq. (5) satisfies this condition.

Let V be an arbitrary timelike vector. We may define its associated unit vector E_0 via

$$V = \sqrt{-V_\mu V^\mu} E_0; \quad (C1)$$

By constructing an orthonormal basis with E_0 as its timelike element, $\{E_0; E_1; E_2; E_3\}$, one can reformulate the dominant energy condition as

$$T_{(0)(0)} \geq T_{(a)(b)}; \quad 8a; b = 0; 1; 2; 3; \quad (C2)$$

where the $()$ index indicates the component in the orthonormal basis.

In order to simplify the proof we separate Eq. (5) into two parts, namely,

$$T = T^{\text{dil}} + T^{\text{YM}}; \quad (C3)$$

with

$$T^{\text{dil}} = \frac{1}{2} g_{\mu\nu} H^\mu H^\nu = \frac{1}{2} g^{\mu\nu} H_\mu H_\nu; \quad (C4)$$

$$T^{\text{YM}} = 2e^2 \text{Tr}(F_\mu F^\mu) g_{\mu\nu} - \frac{1}{4} g_{\mu\nu} F^\mu F^\nu; \quad (C5)$$

where we have defined $H^\mu = \partial^\mu \phi$.

A straightforward calculation performed in the orthonormal basis then yields

$$T_{(0)(0)}^{\text{dil}} = T_{(a)(b)}^{\text{dil}}; \quad T_{(0)(0)}^{\text{YM}} = T_{(a)(b)}^{\text{YM}}; \quad 8a; b = 0; 1; 2; 3; \quad (C6)$$

and from Eqs. (C3) and (C6) we conclude that condition (C2) holds.

Obviously, the weak energy condition is also satisfied, $T_{(0)(0)} \geq 0$; $8a; b = 0; 1; 2; 3$.

As for the strong energy condition, it can be formulated as follows: "A stress-energy tensor is said to satisfy the strong energy condition if it obeys the inequality

$$T_{\mu\nu}V^\mu V^\nu \geq \frac{1}{2} T V_\mu V^\mu; \quad (C7)$$

for any timelike vector V (T stands for the trace of the stress-energy tensor, $T = T^\mu{}_\mu$).

The Yang-Mills part of the stress-energy tensor, T^{YM} , fulfills the strong energy condition trivially as it is a traceless tensor that satisfies the weak energy condition. The dilaton part, T^{dil} , also satisfies the strong energy condition as can be easily shown in an orthonormal basis

$$T^{\text{dil}} V_\mu V^\mu = \frac{1}{2} T^{\text{dil}} V_\mu V^\mu; \quad (C8)$$

Note that $T^{\text{dil}} = T = H^\mu H_\mu$. Thus, Eq. (C7) is satisfied by the full EYMD stress-energy tensor.

Related to the energy conditions is the Segre type (or algebraic type) of the stress-energy tensor [18]. It consists of a study of the eigenvalue problem of that tensor, namely,

$$T^\mu{}_\nu u^\nu = \lambda u^\mu; \quad (C9)$$

It is well known that a general EM system has an algebraic type A1[(1,1)(1,1)], with two double eigenvalues, opposite in sign. (We are not considering the null case). For an arbitrary EYM system the Segre type is that of a diagonalizable general type, A1[[1,1],1]. The non-Abelian nature breaks the degeneracy of the Abelian case.

But the inclusion of the dilaton field also destroys that degeneracy A1[(1,1)(1,1)] in the Abelian case, since the eigenvalues for a general EYMD solution satisfy

$$\begin{aligned} \lambda_1 + \lambda_2 &= H^2; \\ \lambda_3 + \lambda_4 &= 0; \end{aligned} \quad (C10)$$

with H defined as before. It is no surprise then to find a generic type for the EYM D solutions.

If we restrict ourselves to Eqs. (15) and (20)–(22), we may write the eigenvalues in the form

$$\begin{aligned} \lambda_1 &= \frac{1}{2} (T^t_t + T'^r_r) + \frac{Q}{(T^t_t - T'^r_r)^2 + 4T'^r_r T^t_t} ; \\ \lambda_2 &= \frac{1}{2} (T^t_t + T'^r_r) - \frac{Q}{(T^t_t - T'^r_r)^2 + 4T'^r_r T^t_t} ; \\ \lambda_3 &= \frac{1}{2} (T^r_r + T^t_t) + \frac{Q}{(T^r_r - T^t_t)^2 + 4T^r_r T^t_t} ; \\ \lambda_4 &= \frac{1}{2} (T^r_r + T^t_t) - \frac{Q}{(T^r_r - T^t_t)^2 + 4T^r_r T^t_t} : \end{aligned} \quad (C 11)$$

Note that this is just a consequence of the Lewis-Papapetrou form of the metric and the Einstein equations. By using an orthonormal basis it is easy to show that all the eigenvalues are real for EYM D solutions.

The explicit expressions of these eigenvalues are rather complicated. To conclude this section we show the asymptotic behavior of the dimensionless version of these eigenvalues ($n = 1$)

$$\begin{aligned} \lambda_1 &= \frac{D^2 - Q^2}{2x^4} + \frac{M(D^2 - 2Q^2)}{x^5} + o\left(\frac{1}{x^5}\right) ; \\ \lambda_2 &= \frac{D^2 + Q^2}{2x^4} + \frac{M(D^2 + 2Q^2) - 2DQ^2}{x^5} + o\left(\frac{1}{x^5}\right) ; \\ \lambda_3 &= \frac{D^2 - Q^2}{2x^4} - \frac{M(D^2 - 2Q^2)}{x^5} + o\left(\frac{1}{x^5}\right) ; \\ \lambda_4 &= \frac{D^2 + Q^2}{2x^4} - \frac{M(D^2 - 2Q^2)}{x^5} + o\left(\frac{1}{x^5}\right) : \end{aligned} \quad (C 12)$$

Obviously, we observe that for charged EYM solutions ($D \neq 0$), the algebraic type of the stress-energy tensor behaves asymptotically as that of a pure EM system.

-
- [1] W. Israel, *Commun. Math. Phys.* 8 (1968) 245;
D. C. Robinson, *Phys. Rev. Lett.* 34 (1975) 905;
P. Mazur, *J. Phys. A* 15 (1982) 3173.
- [2] M. Heusler, *Black Hole Uniqueness Theorems*, (Cambridge University Press, 1996).
- [3] M. S. Volkov and D. V. Gal'tsov, *Sov. J. Nucl. Phys.* 51 (1990) 747;
P. Bizon, *Phys. Rev. Lett.* 64 (1990) 2844;
H. P. Kunze and A. K. M. Masoud-ul-Alam, *J. Math. Phys.* 31 (1990) 928.
- [4] see e.g. M. S. Volkov and D. V. Gal'tsov, *Phys. Rept.* 319 (1999) 1;
D. V. Gal'tsov, hep-th/0112038, *Proceedings of the 16th International Conference on General Relativity and Gravitation*, July 2001, Durban, South Africa.
- [5] B. Kleihaus and J. Kunz, *Phys. Rev. Lett.* 79 (1997) 1595;
B. Kleihaus and J. Kunz, *Phys. Rev. D* 57 (1998) 6138.
- [6] B. Kleihaus and J. Kunz, *Phys. Rev. Lett.* 86 (2001) 3704;
B. Kleihaus, J. Kunz, and F. Navarro-Lerida, *Phys. Rev. D* 66 (2002) 104001.
- [7] B. Kleihaus, J. Kunz, and F. Navarro-Lerida, *Phys. Rev. Lett.* 90 (2003) 171101.
- [8] G. W. Gibbons and K. Maeda, *Nucl. Phys. B* 298 (1988) 741;
D. Garofalo, G. T. Horowitz and A. Strominger, *Phys. Rev. D* 43 (1991) 3140.
- [9] G. W. Gibbons and K. Maeda, *Ann. Phys. (N.Y.)* 167 (1986) 201; V. Frolov, A. Zelnikov, and U. Bleyer, *Ann. Phys. (Leipzig)* 44 (1987) 371.
- [10] D. Rasheed, *Nucl. Phys. B* 454 (1995) 379.
- [11] J. H. Horne and G. T. Horowitz, *Phys. Rev. D* 46 (1992) 1340.
- [12] E. E. Donets and D. V. Gal'tsov, *Phys. Lett. B* 302 (1993) 411;
G. Lavrelashvili and D. Maison, *Nucl. Phys. B* 410 (1993) 407.
- [13] M. S. Volkov and N. Straumann, *Phys. Rev. Lett.* 79 (1997) 1428.
- [14] A. Ashtekar, private communication.
- [15] M. Heusler and N. Straumann, *Class. Quantum Grav.* 10 (1993) 1299;
M. Heusler and N. Straumann, *Phys. Lett. B* 315 (1993) 55.

- [16] L. Smarr, Phys. Rev. Lett. 30 (1973) 71; L. Smarr, Phys. Rev. D 7 (1973) 289.
- [17] B. Kleihaus, J. Kunz, and F. Navarro-Lerida, in preparation.
- [18] D. Kramer, H. Stephani, E. Herlt, and M. MacCallum, Exact Solutions of Einstein's Field Equations, (Cambridge University Press, Cambridge, 1980)
- [19] P. Forgacs and N. S. Manton, Commun. Math. Phys. 72 (1980) 15.
- [20] J. J. van der Bij and E. Radu, Int. J. Mod. Phys. A 17 (2002) 1477.
- [21] W. Kundt and M. Trümper, Z. Phys. 192 (1966) 419
- [22] A. Papapetrou, Ann. Inst. H. Poincaré A 4 1966 83.
- [23] R. M. Wald, General Relativity (University of Chicago Press, Chicago, 1984)
- [24] Alternatively, the gauge transformation $U = \exp(i \int_y \omega) \exp(i \int_z \omega)$ yields the gauge potential

$$2eA^0 dx = (B_1 z + B_2 x) dt - n \sin(H_3 z + (1 - H_4) x) (d' - (!=r)dt) + ((H_1=r)dr + (1 - H_2)d) \wedge y \wedge d - z \cos d' + x \sin d'.$$
- [25] F. J. Chinea and F. Navarro-Lerida, Phys. Rev. D 65 (2002) 064010.
- [26] B. Kleihaus and J. Kunz, Phys. Rev. Lett. 78 (1997) 2527;
B. Kleihaus and J. Kunz, Phys. Rev. D 57 (1998) 834.
- [27] A. Ashtekar, Ch. Beetle and J. Lewandowski, Phys. Rev. D 64 (2001) 044016.
- [28] L. F. Abbott, and S. Deser, Phys. Lett. 116B (1982) 259; J. D. E. Creighton, and R. B. Mann, Phys. Rev. D 52 (1995) 4569.
- [29] A. Corichi, and D. Sudarsky, Phys. Rev. D 61 (2000) 101501;
A. Corichi, U. Nucamendi, and D. Sudarsky, Phys. Rev. D 62 (2000) 044046.
- [30] B. Kleihaus and J. Kunz, Phys. Rev. D 61 (2000) 107503.
- [31] The gauge transformation is $U = i_y$.
- [32] W. Schonauer and R. Wei, J. Comput. Appl. Math. 27, 279 (1989) 279; M. Schauder, R. Wei and W. Schonauer, The CADSO L Program Package, Universitat Karlsruhe, Interner Bericht Nr. 46/92 (1992).
- [33] The perturbative calculations of [13] indicate a sign change of Q for $n = 1$ $k = 2$ black hole solutions, however, the non-perturbative calculations do not show such a change of sign.
- [34] O. Brodbeck, M. Heusler, N. Straumann and M. S. Volkov, Phys. Rev. Lett. 79 (1997) 4310;
O. Brodbeck and M. Heusler, Phys. Rev. D 56 (1997) 6278.
- [35] This is to be expected in EYM theory, since globally regular rotating solutions would have to satisfy a different set of boundary conditions at infinity [34]. Non-perturbative numerical analysis, however, suggests [20] that no such globally regular rotating solutions exist.
- [36] B. Kleihaus, J. Kunz, and A. Sood, Phys. Rev. D 54 (1996) 5070.

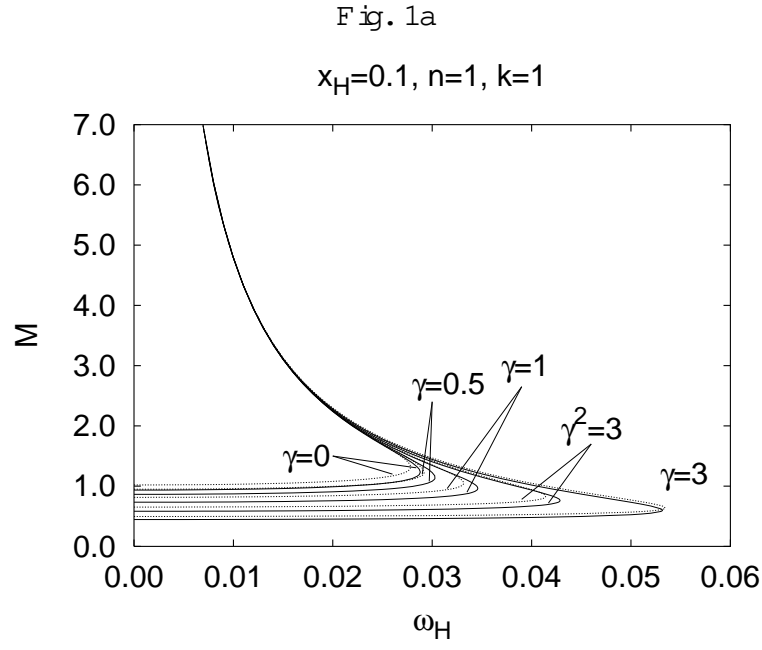


FIG. 1a: The dimensionless mass M is shown as a function of ω_H for EYMD black holes with winding number $n = 1$, node number $k = 1$, horizon radius $x_H = 0.1$, for dilaton coupling constant $\gamma = 0, 0.5, 1, \sqrt{3}$, and 3 (solid lines). The dimensionless mass of the corresponding EMD solutions with electric charge $Q = 0$ and magnetic charge $P = 1$ is also shown (dotted lines).

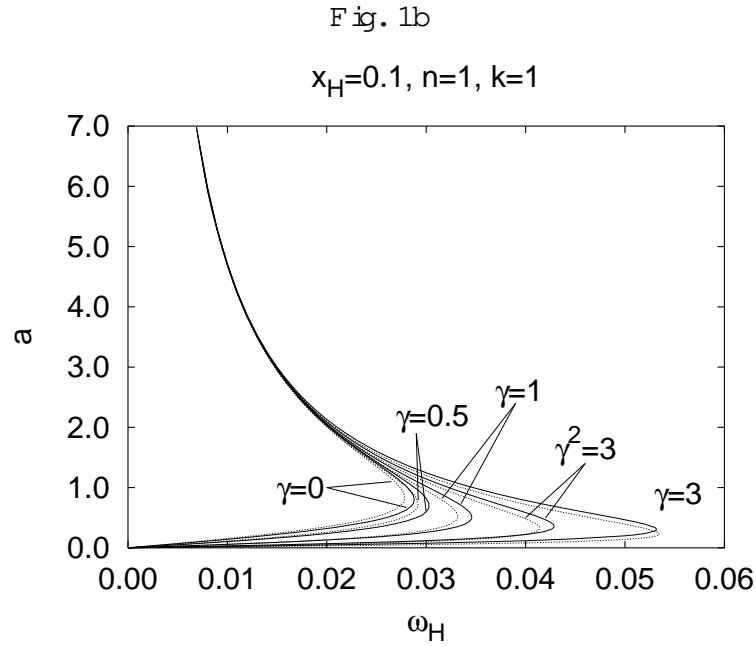


FIG. 1b: Same as Fig. 1a for the specific angular momentum $a = J/M$.

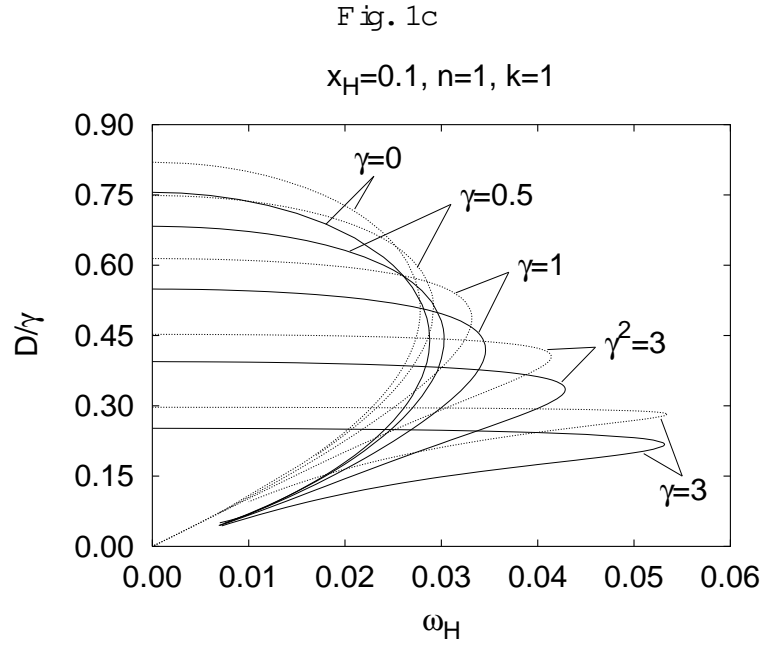


FIG .1c: Same as Fig. 1a for the relative dilaton charge $D =$.

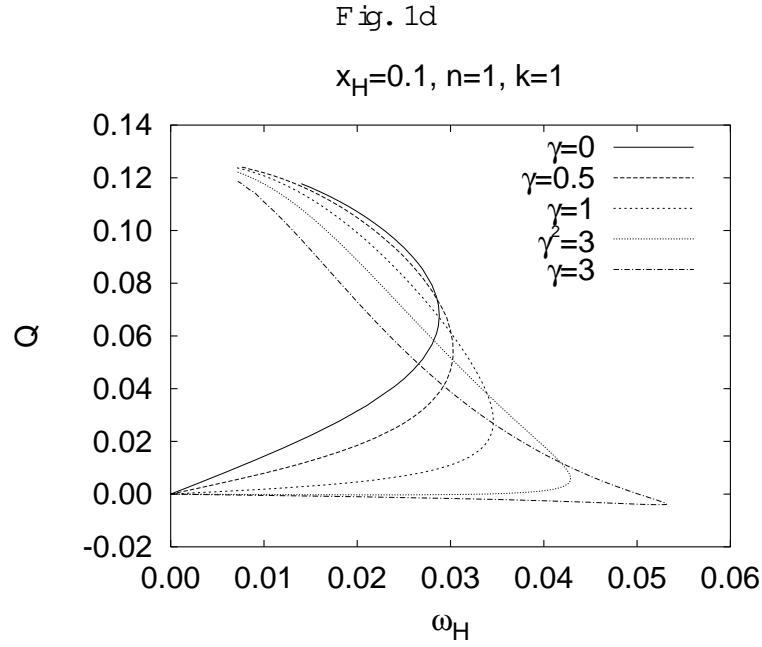


FIG .1d: The electric charge Q is shown as a function of ω_H for the same set of EYMD black holes shown in Fig. 1a.

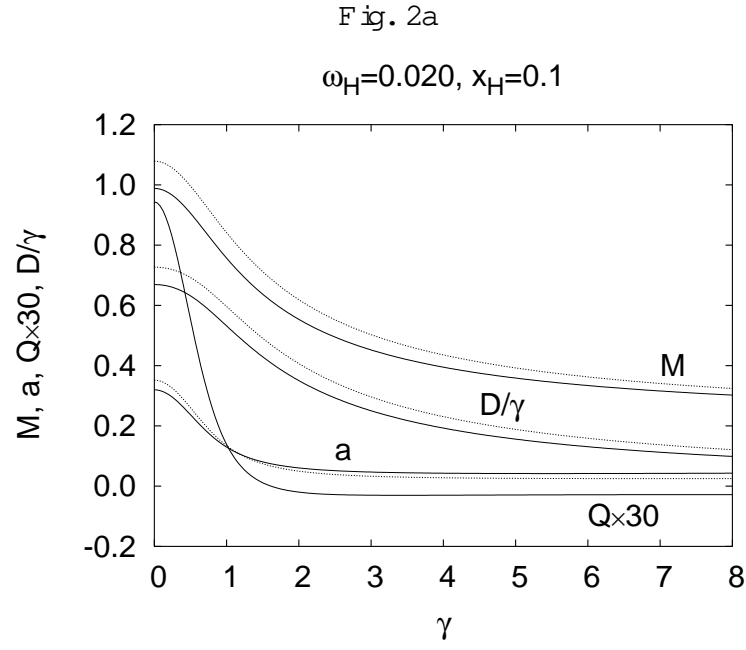


FIG. 2a: The global charges, M , a , D/γ , and Q , are shown as functions of γ for EYMD black holes with winding number $n = 1$, node number $k = 1$, horizon radius $x_H = 0.1$, and $\omega_H = 0.020$ on the lower branch (solid lines). The global charges of the corresponding EM D solutions with electric charge $Q = 0$ and magnetic charge $P = 1$ are also shown (dotted lines).

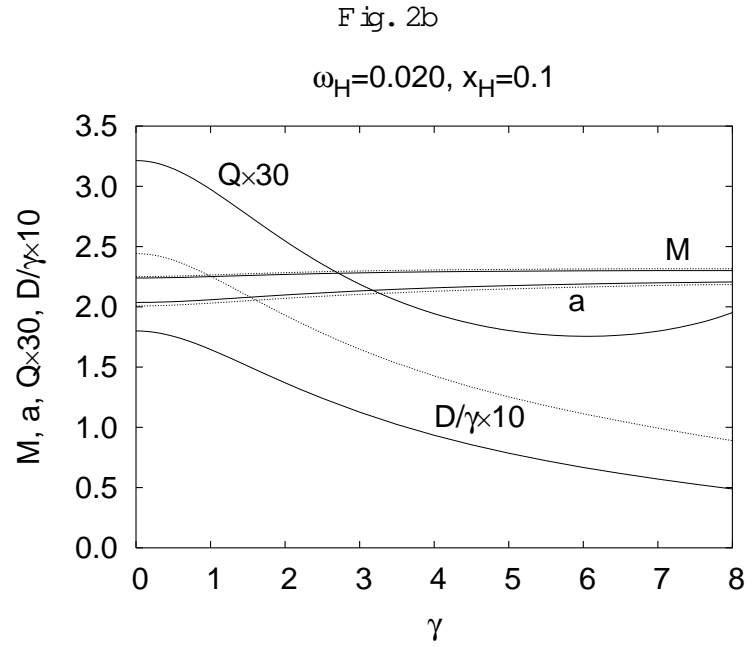


FIG. 2b: Same as Fig. 2a for black hole solutions on the upper branch.

Fig. 3a

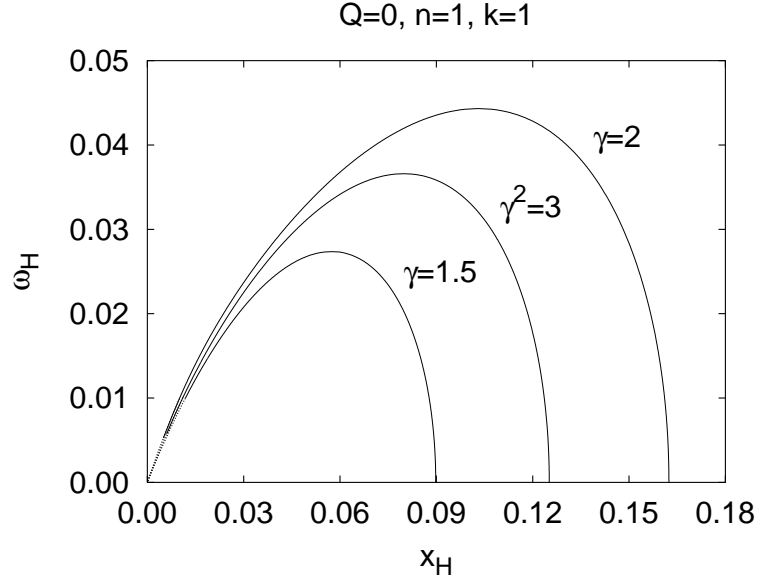


FIG. 3a: Cuts through the parameter space of $Q = 0$ black hole solutions with winding number $n = 1$, node number $k = 1$, and dilaton coupling constant $\gamma = 1.5, 3$, and 2 . The curves are extrapolated to $\omega_H = x_H = 0$, as indicated by the dots.

Fig. 3b

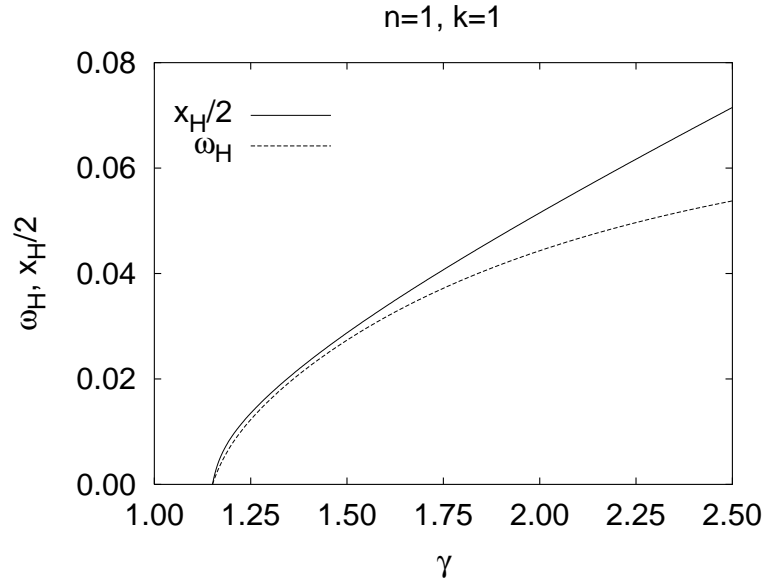


FIG. 3b: The value of the maximum of ω_H and its location x_H are shown as functions of γ for the $Q = 0$ EYMD black hole solutions with winding number $n = 1$ and node number $k = 1$.

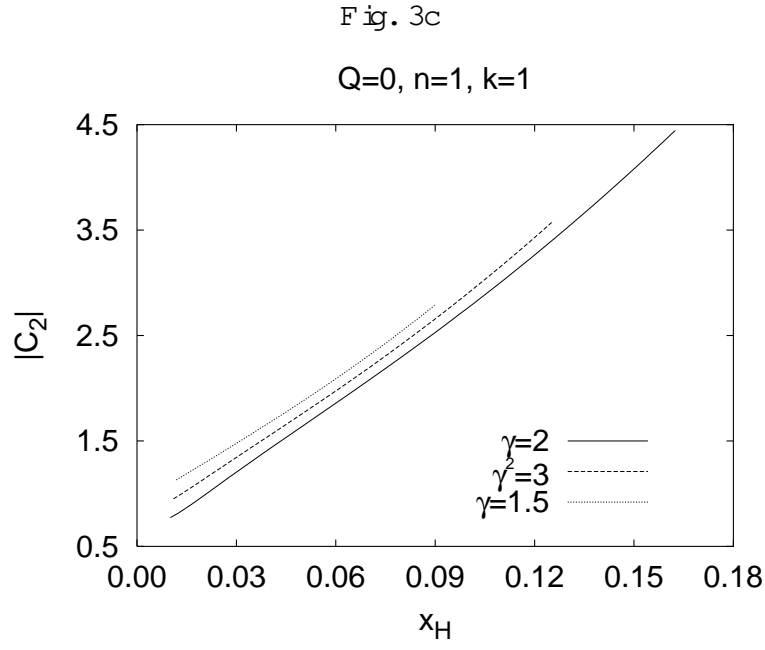


FIG. 3c: The coefficient $C_2 = \mathcal{F}_2$ of the dimensionless magnetic moment is shown as a function of x_H for the sets of EYMD black holes shown in Fig. 3a.

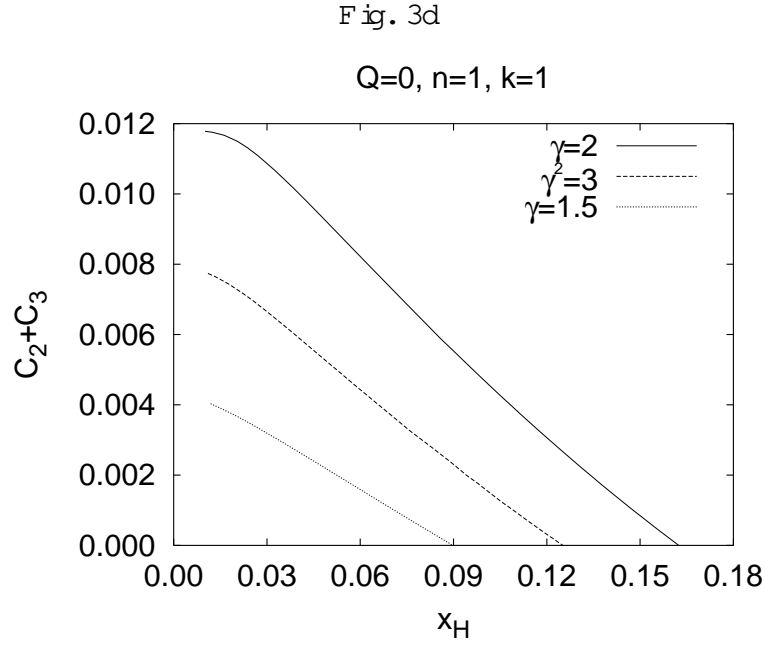


FIG. 3d: Same as Fig. 3c for $C_2 + C_3$.

Fig. 4a

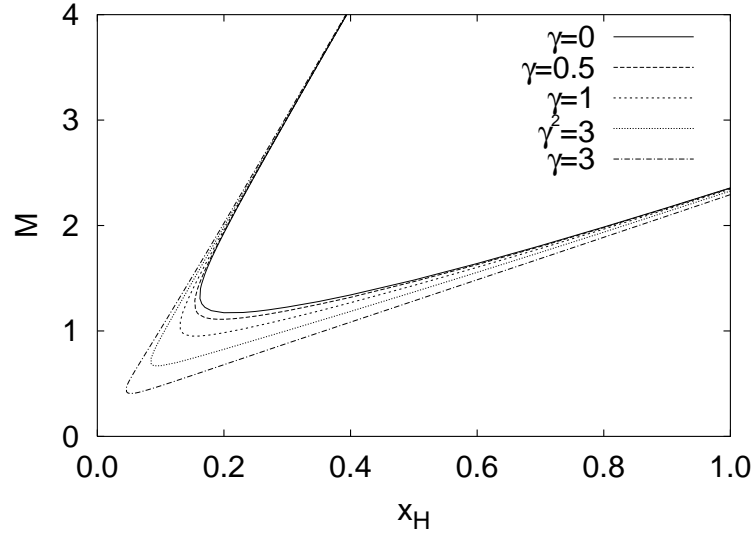
 $\omega_H=0.040, n=1, k=1$ 

FIG. 4a: The dimensionless mass M is shown as a function of x_H for EYMD black holes with winding number $n = 1$, node number $k = 1$, $\omega_H = 0.040$, for dilaton coupling constant $\gamma = 0, 0.5, 1, \sqrt{3}$, and 3 .

Fig. 4b

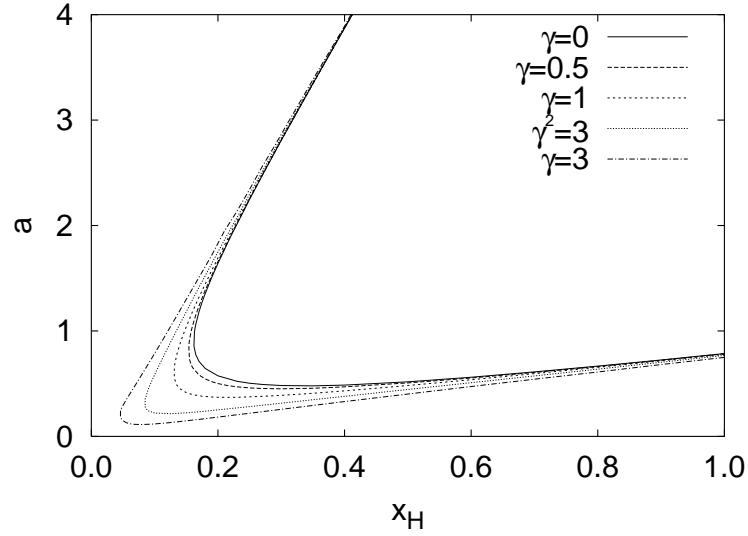
 $\omega_H=0.040, n=1, k=1$ 

FIG. 4b: Same as Fig. 4a for the specific angular momentum $a = J/M$.

Fig. 4c

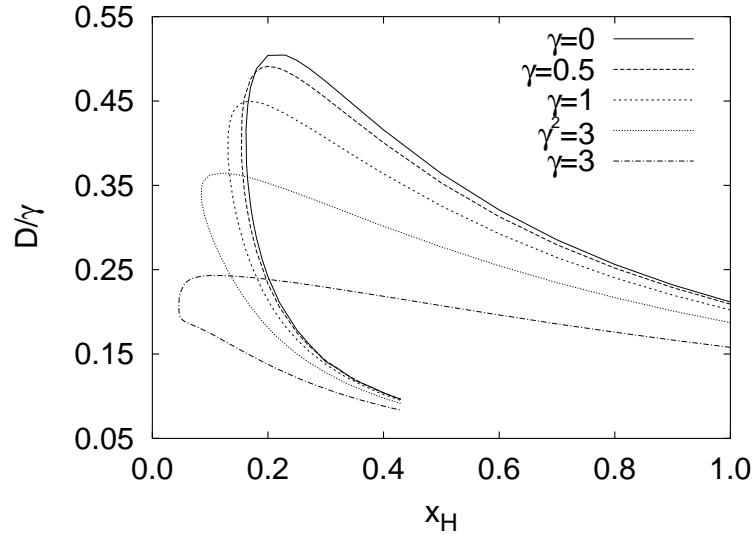
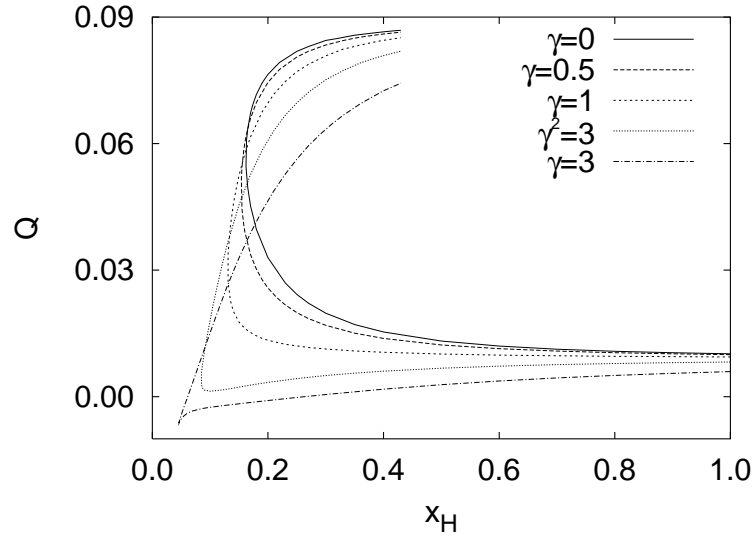
 $\omega_H=0.040, n=1, k=1$ FIG . 4c: Same as Fig. 4a for the relative dilaton charge $D =$.

Fig. 4d

 $\omega_H=0.040, n=1, k=1$ FIG . 4d: Same as Fig. 4a for the electric charge Q .

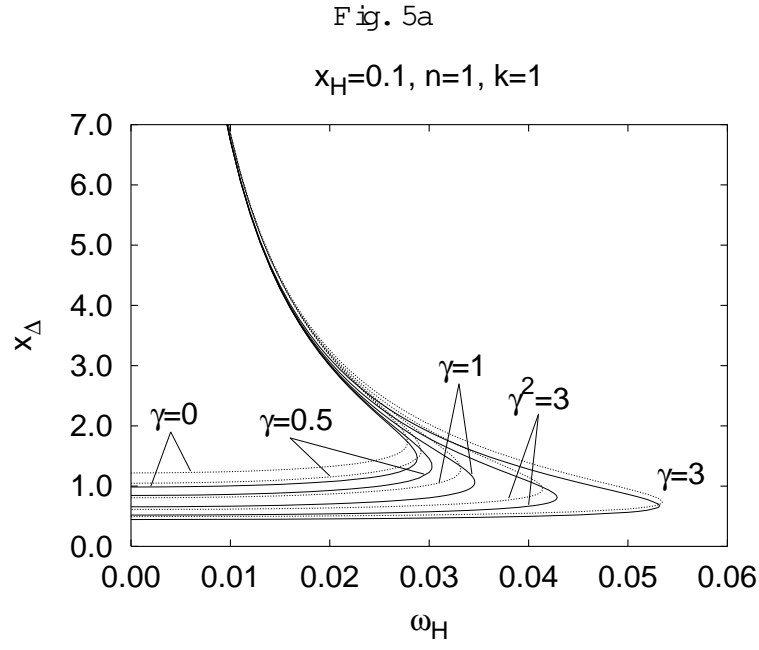


FIG .5a: The area parameter x_Δ is shown as a function of ω_H for EYM D black holes with winding number $n = 1$, node number $k = 1$, horizon radius $x_H = 0.1$, for dilaton coupling constant $\gamma = 0, 0.5, 1, \sqrt{3}$, and 3 (solid lines). The area parameter of the corresponding EMD solutions with electric charge $Q = 0$ and magnetic charge $P = 1$ is also shown (dotted lines).

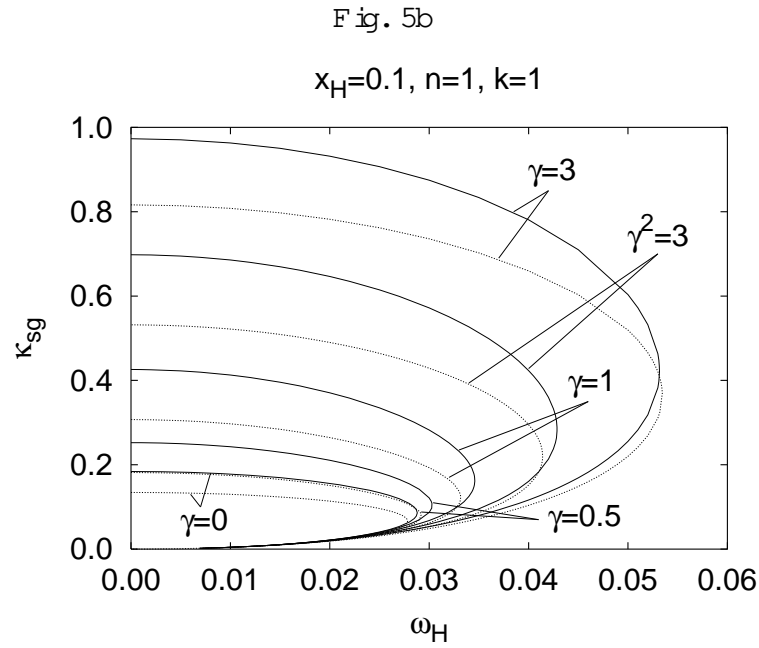


FIG .5b: Same as Fig. 5a for the surface gravity κ_{sg} .

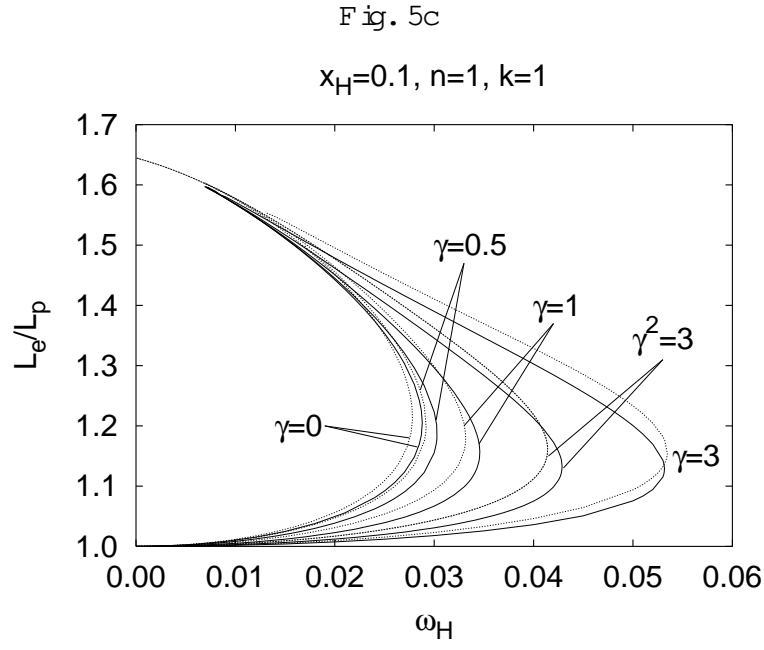


FIG. 5c: Same as Fig. 5a for the ratio of circumferences $L_e=L_p$.

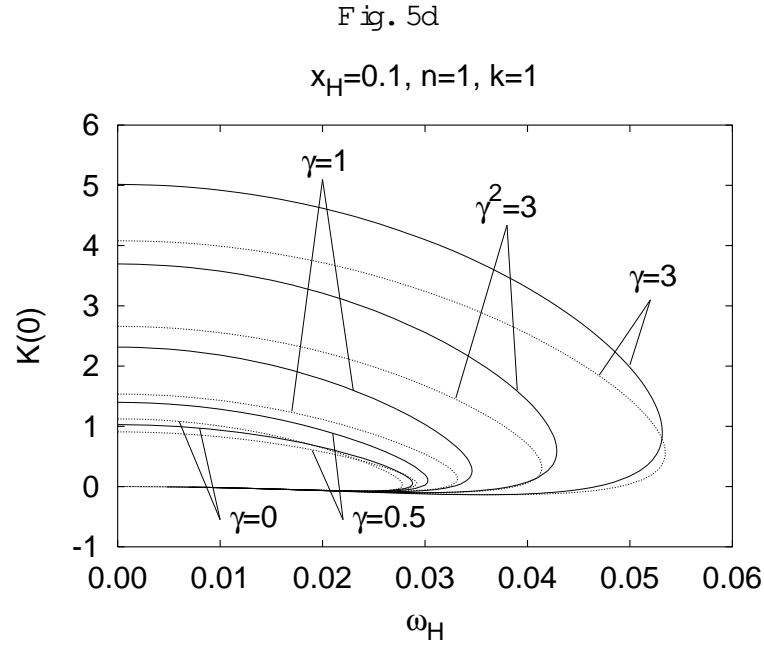


FIG. 5d: Same as Fig. 5a for the Gaussian curvature at the poles $K(0)$.

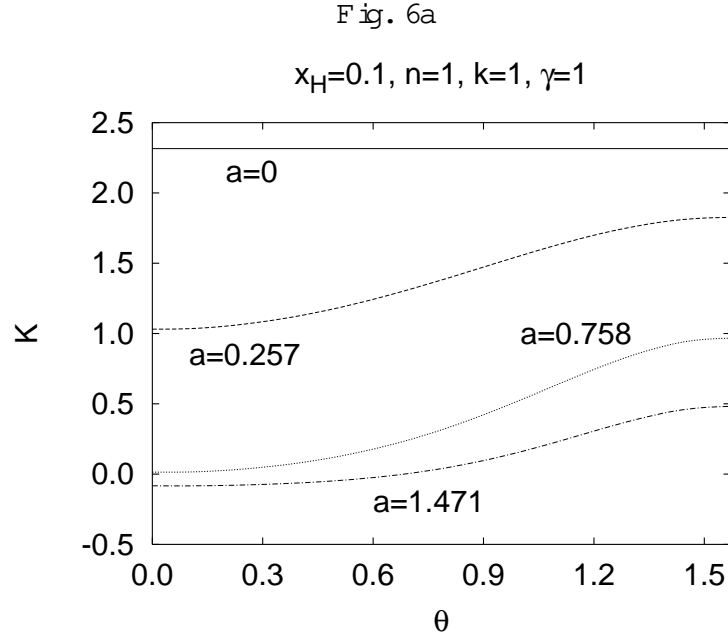


FIG. 6a: The Gaussian curvature at the horizon $K(\theta)$ is shown as a function of the angle θ for EYMD black holes with winding number $n = 1$, node number $k = 1$, horizon radius $x_H = 0.1$, dilaton coupling constant $\gamma = 1$, for the values of the angular momentum per unit mass $a = 0, 0.257, 0.758$, and 1.471 .

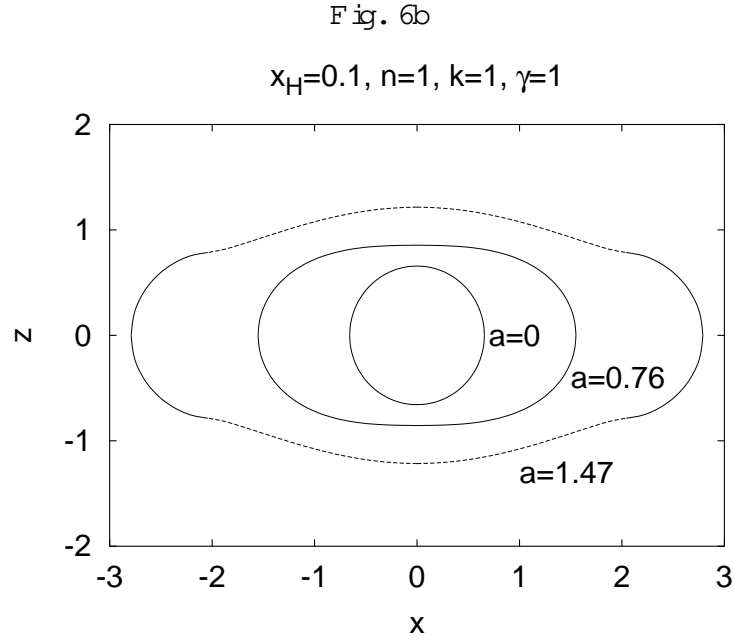


FIG. 6b: The shape of the horizon is shown for EYMD black holes with winding number $n = 1$, node number $k = 1$, horizon radius $x_H = 0.1$, dilaton coupling constant $\gamma = 1$, for the values of the angular momentum per unit mass $a = 0, 0.76$, and 1.47 . Solid lines indicate embedding in Euclidean space, dashed lines in pseudo-Euclidean space.

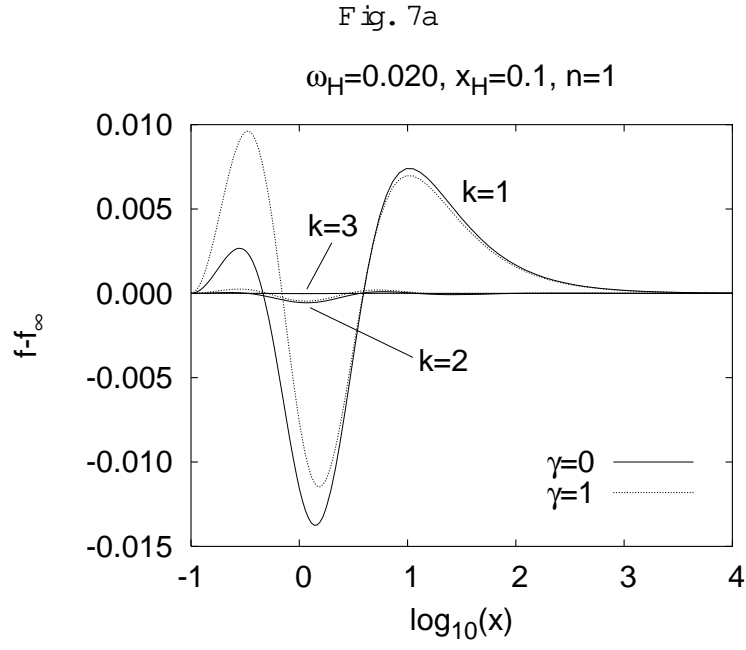


FIG. 7a: The difference of the metric function f and the metric function f_1 of the limiting solutions is shown as a function of the dimensionless coordinate x for $\gamma = 0$ for the EYMD black hole solutions with $\gamma = 0$ (solid lines) and $\gamma = 1$ (dotted lines), winding number $n = 1$, $\omega_H = 0.020$ (lower branch), horizon radius $x_H = 0.1$, and node numbers $k = 1 \dots 3$.

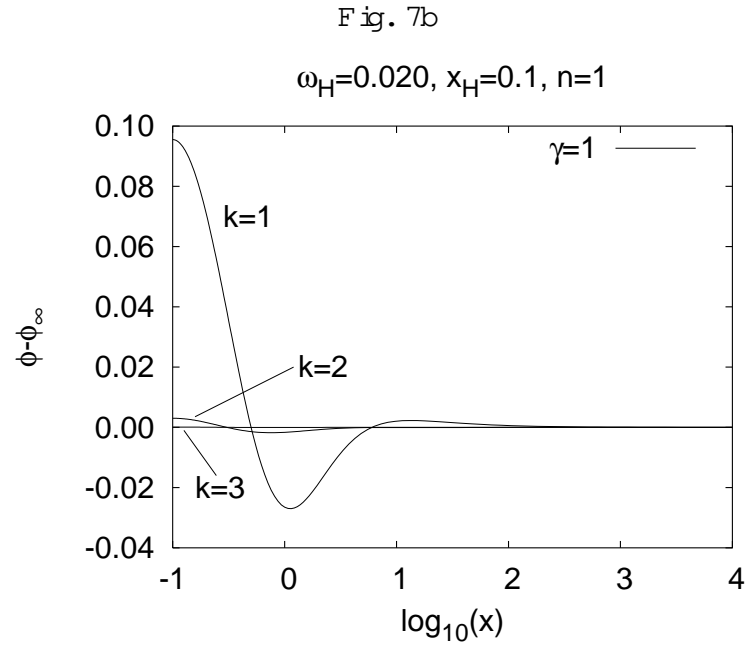


FIG. 7b: The same as Fig. 7a for the dilaton function ϕ .

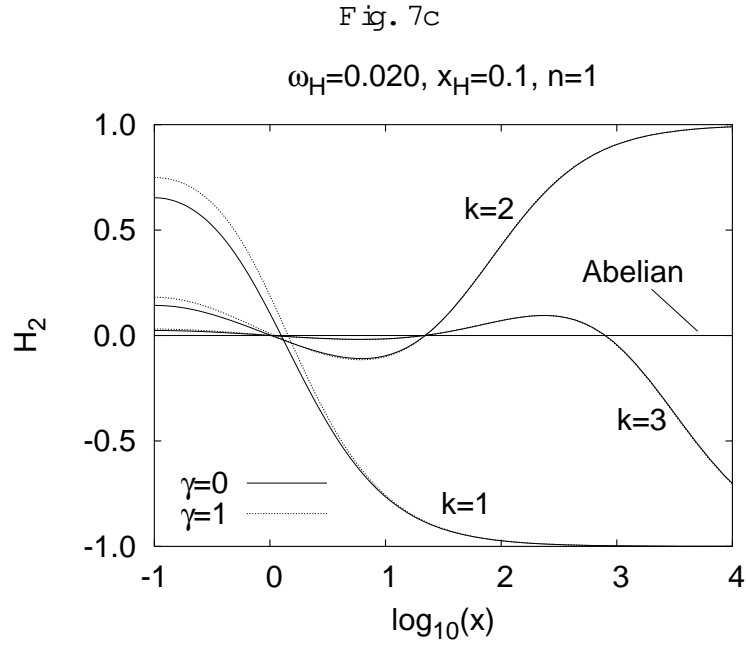


FIG . 7c: The same as Fig. 7a for the function H_2 . ($H_{21} = 0$).

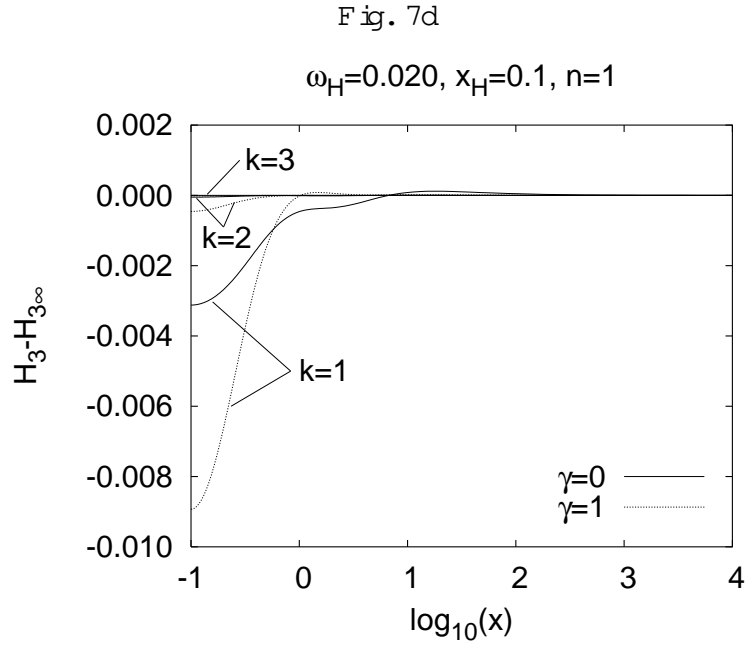


FIG . 7d: The same as Fig. 7a for the function H_3 , but $\epsilon = 4$.

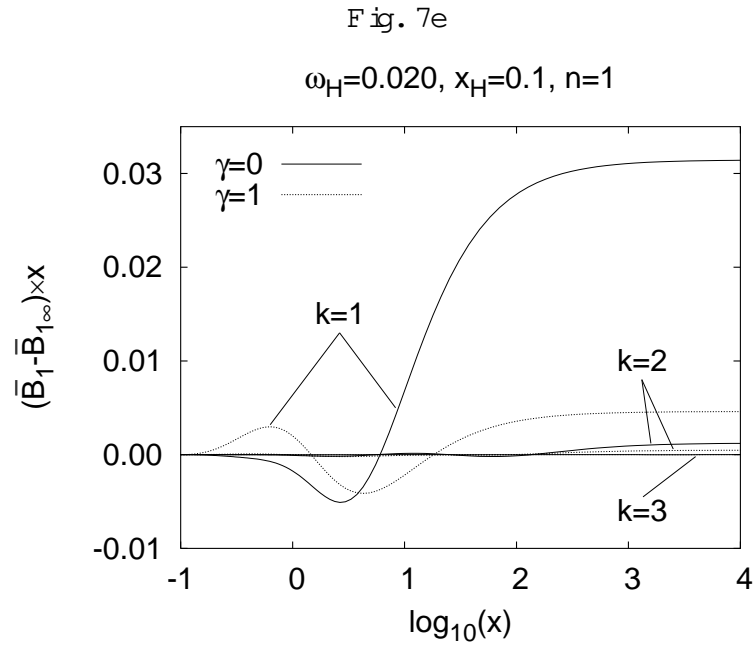


FIG. 7e: The same as Fig. 7a for the function $x\bar{B}_1$.

Fig. 8a

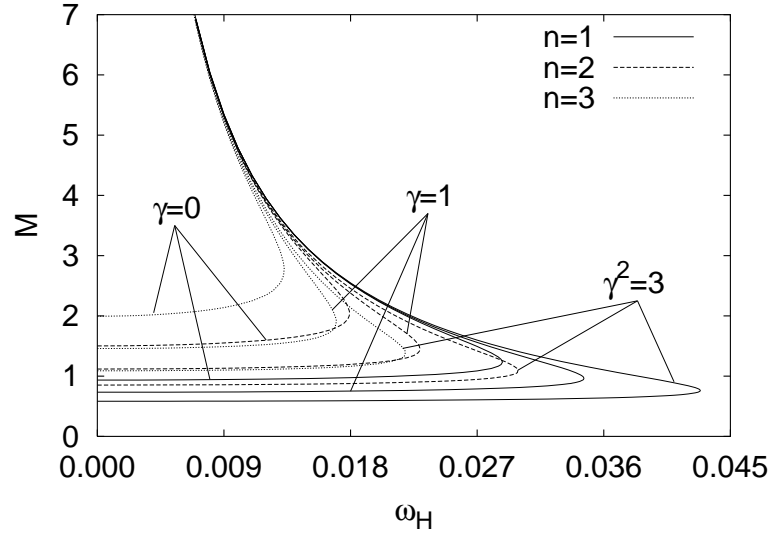
 $x_H=0.1, k=1$ 

FIG. 8a: The dimensionless mass M is shown as a function of ω_H for EYMD black holes with $n = 1, 2, 3$, $k = 1$, $x_H = 0.1$, and $\gamma = 0, 1$, and $\gamma^2 = 3$.

Fig. 8b

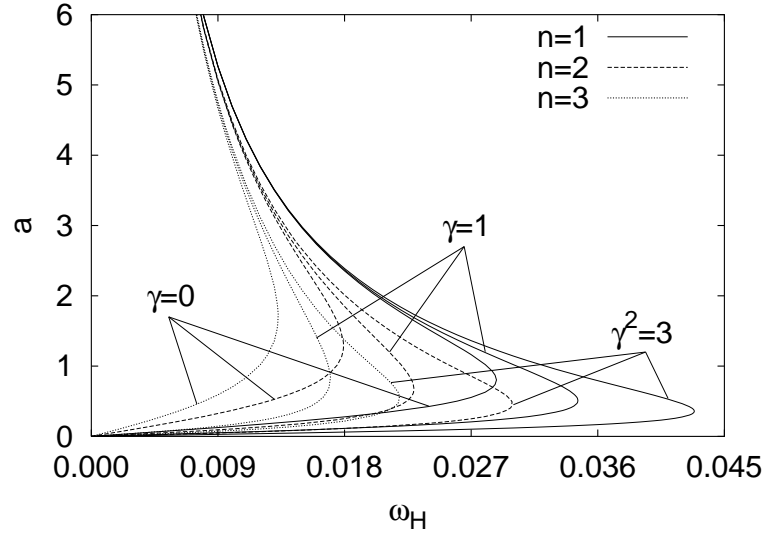
 $x_H=0.1, k=1$ 

FIG. 8b: Same as Fig. 8a for the angular momentum per unit mass a .

Fig. 8c

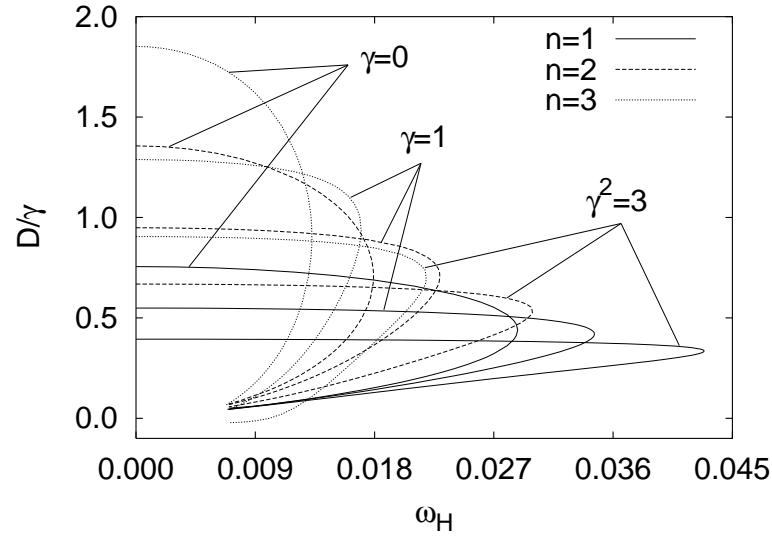
 $x_H=0.1, k=1$ FIG .8c: Same as Fig. 8a for the relative charge $D =$.

Fig. 8d

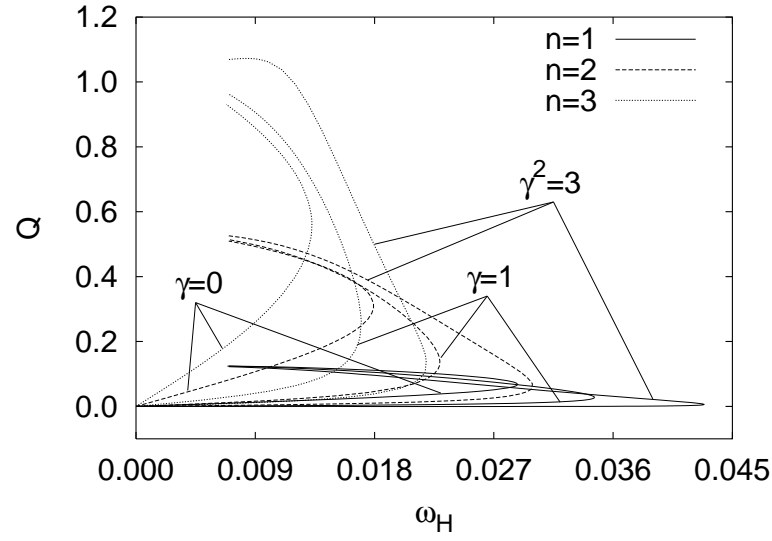
 $x_H=0.1, k=1$ FIG .8d: Same as Fig. 8a for the electric charge Q .

Fig. 9a

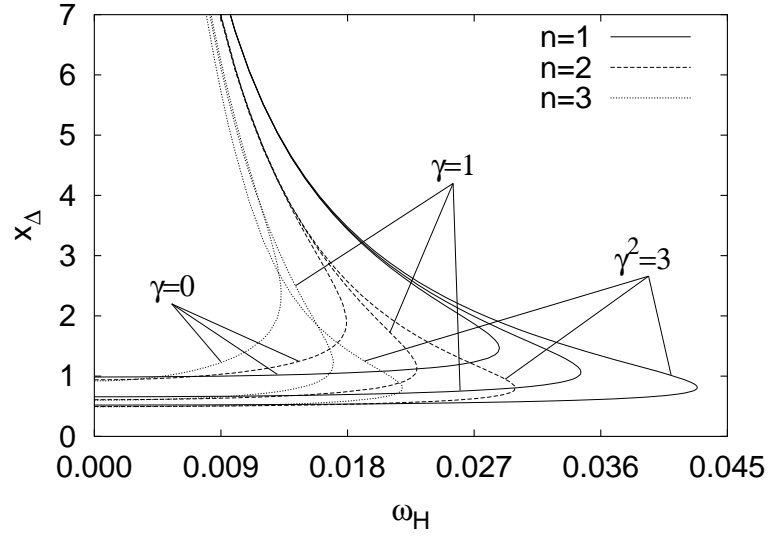
 $x_H=0.1, k=1$ 

FIG. 9a: The area parameter x_Δ is shown as a function of ω_H for EYMD black holes with $n = 1, 2, 3$, $k = 1$, $x_H = 0.1$, and $\gamma = 0, 1$, and $\gamma^2 = 3$.

Fig. 9b

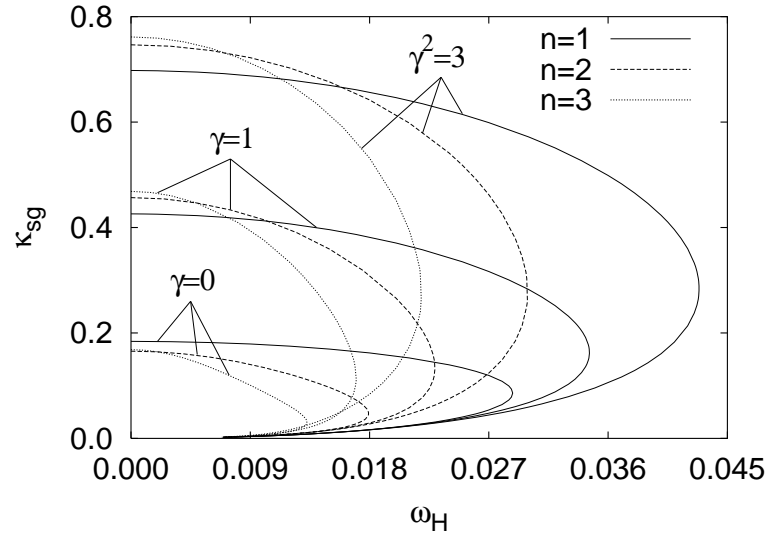
 $x_H=0.1, k=1$ 

FIG. 9b: Same as Fig. 9a for the surface gravity κ_{sg} .

Fig. 9c

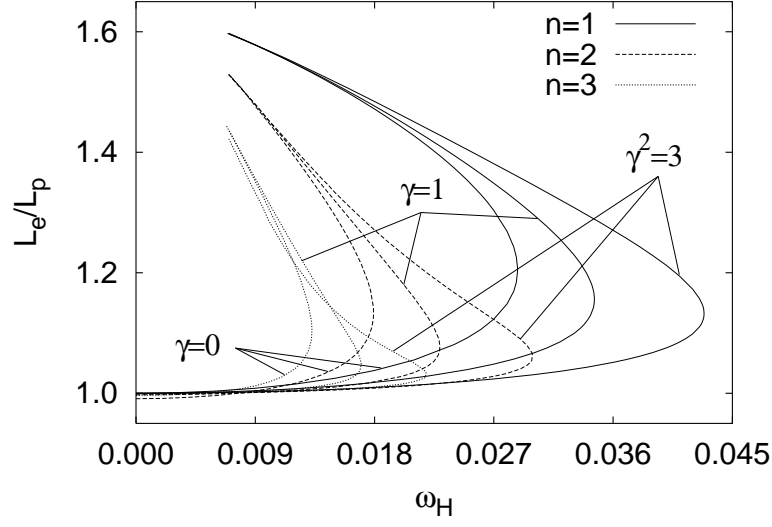
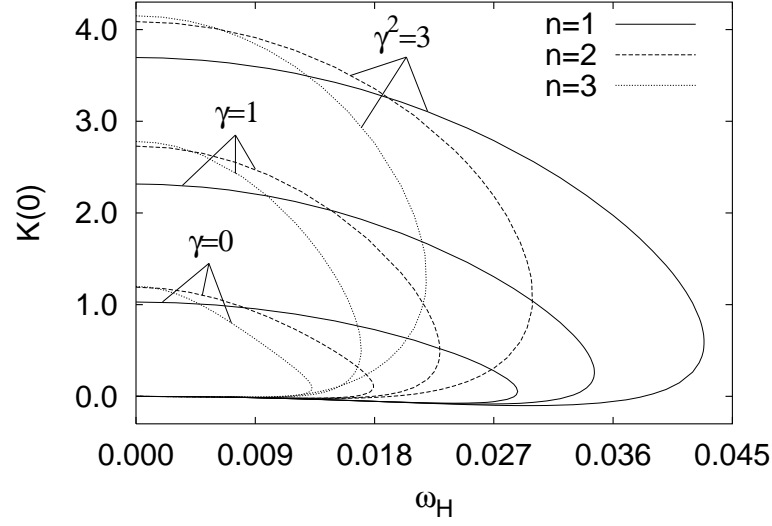
 $x_H=0.1, k=1$ FIG. 9c: Same as Fig. 9a for the deformation parameter $L_e=L_p$.

Fig. 9d

 $x_H=0.1, k=1$ FIG. 9d: Same as Fig. 9a for the Gaussian curvature at the pole $K(0)$.

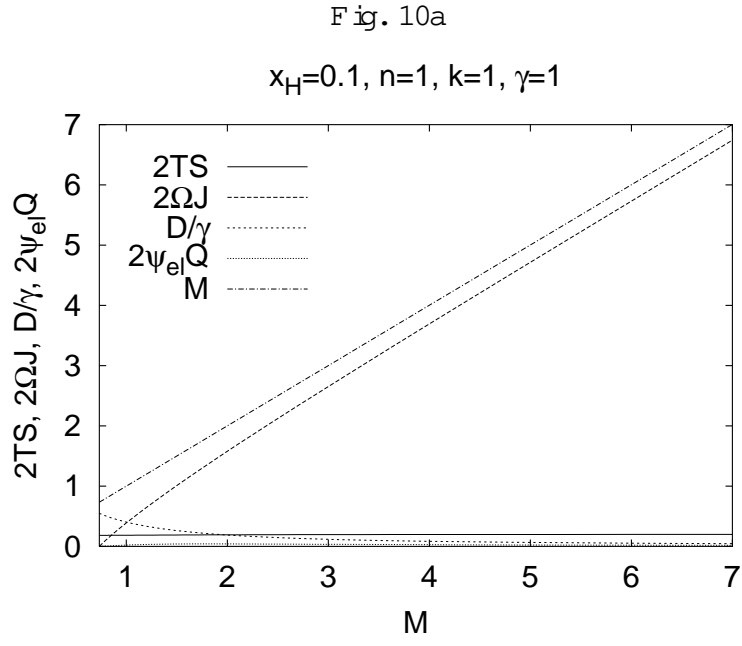


FIG. 10a: Numerical check of the mass formula, Eq. (1), for $n = 1, k = 1, x_H = 0.1, \gamma = 1$ black hole solutions. The terms in Eq. (1) are plotted versus M , their sum coincides with M , within the numerical accuracy.

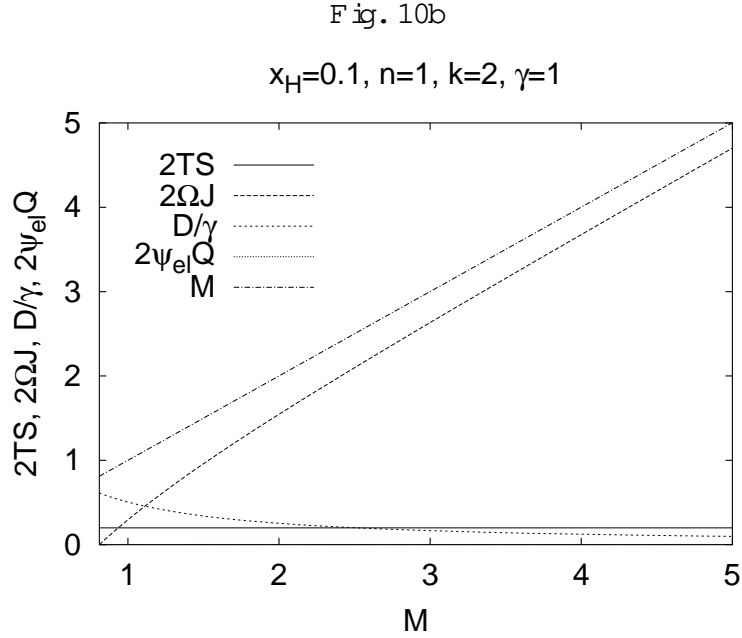


FIG. 10b: Same as Fig. 10a for $n = 1$ and $k = 2$.

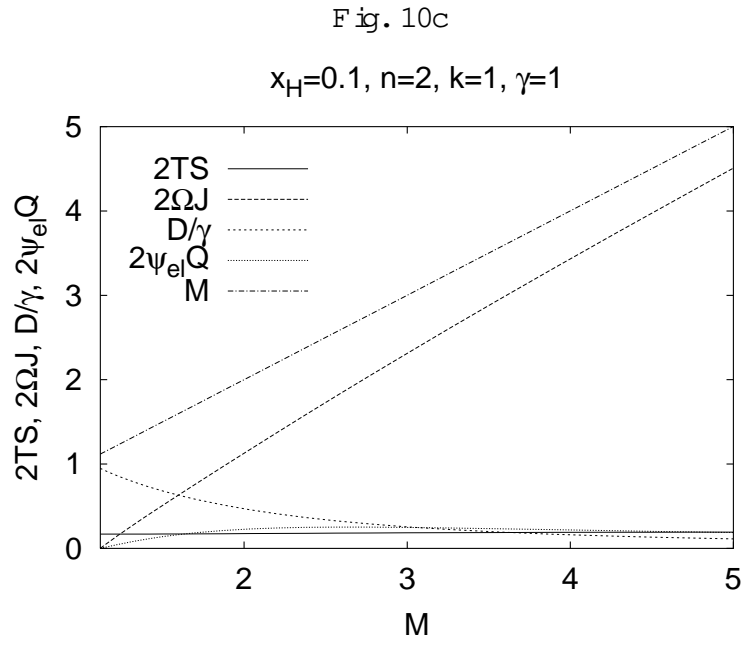


FIG. 10c: Same as Fig. 10a for $n = 2$ and $k = 1$.

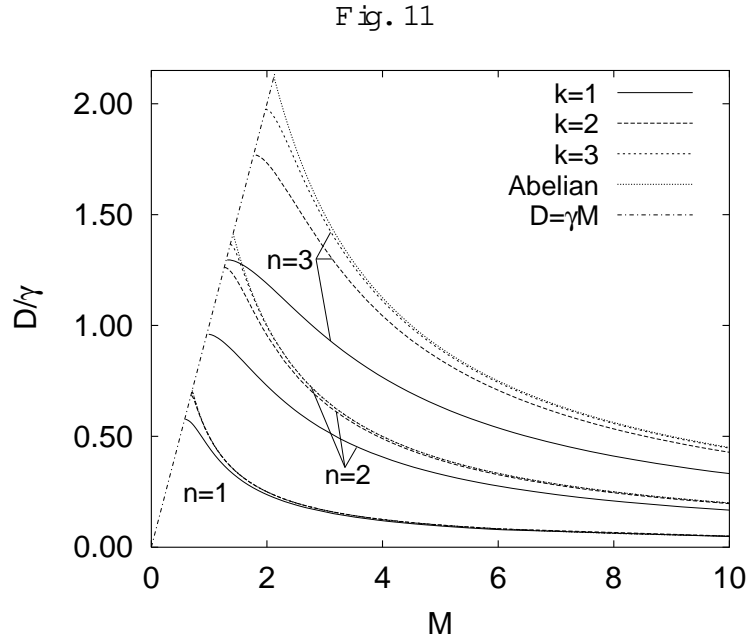


FIG. 11: The relative dilaton charge D/γ is shown as a function of the mass for static non-Abelian solutions ($\gamma = 1$) and embedded Abelian solutions with $Q = 0$ and $P = n$.

Fig. 12a

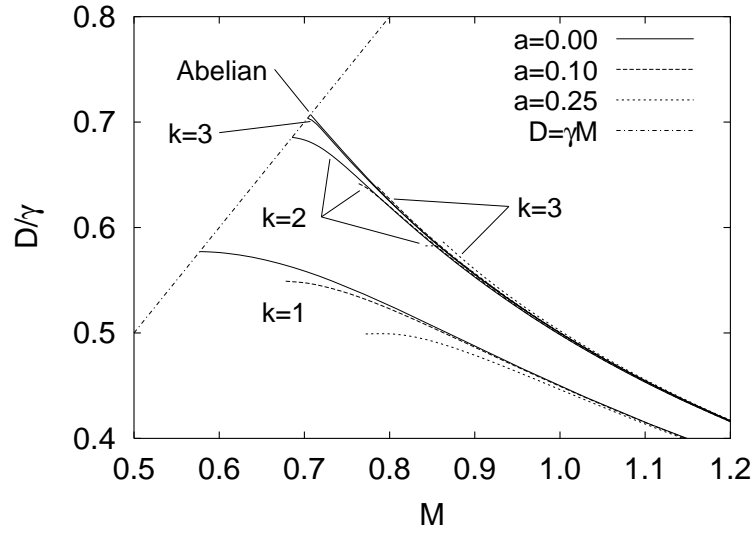


FIG. 12a: The relative dilaton charge D/γ is shown as a function of the mass M for non-Abelian black holes with $n=1$, $k=1, 2, 3$ ($k=1$) and specific angular momentum $a=0.25, 0.1$ and 0 . Also shown are the embedded Abelian solutions with $Q=0$ and $P=1$.

Fig. 12b

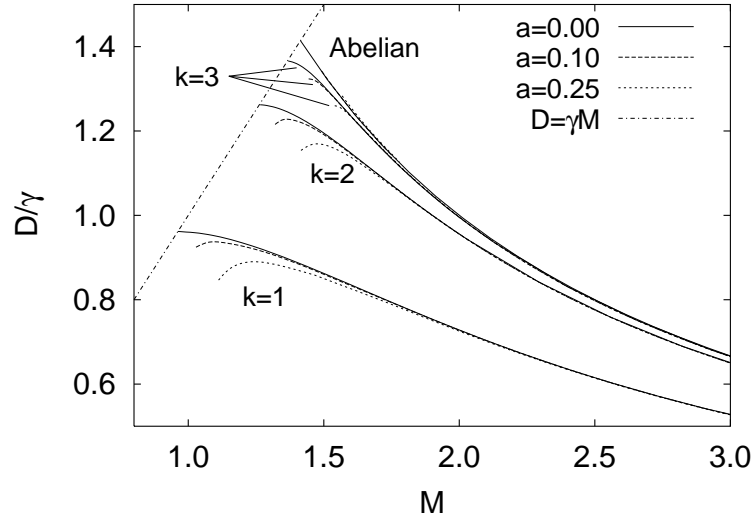
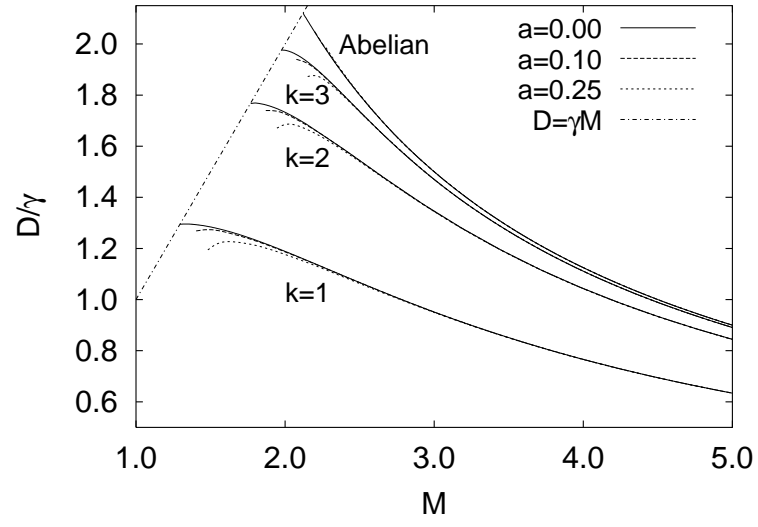


FIG. 12b: Same as Fig. 12a for $n=2$ and $P=2$.

Fig. 12c

FIG. 12c: Same as Fig. 12a for $n = 3$ and $P = 3$.

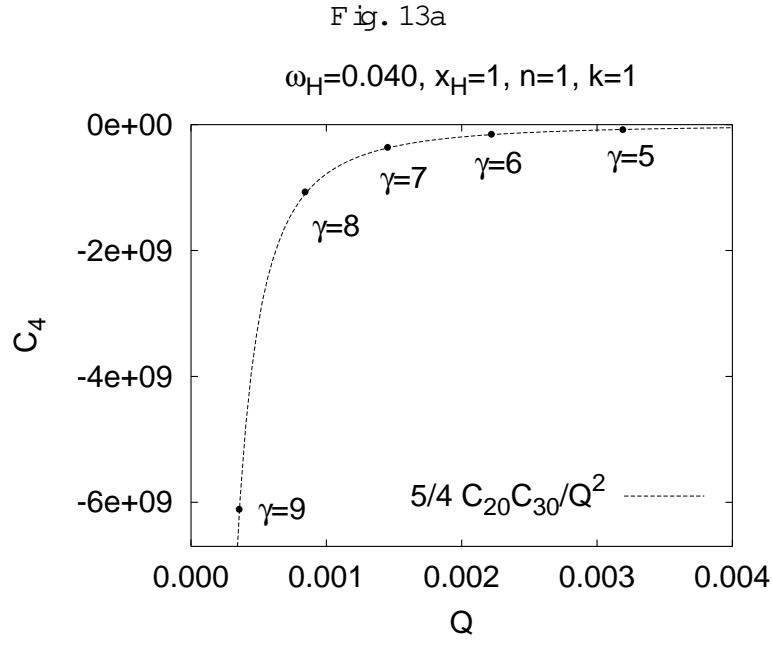


FIG. 13a: The dependence of the asymptotic coefficient C_4 on Q is shown for the black hole solutions with $n = 1$, $k = 1$, $x_H = 1$, and $\omega_H = 0.040$. The dashed line corresponds to the leading term in the expansion of C_4 . The dots correspond to numerical values of C_4 , extracted for several values of γ .

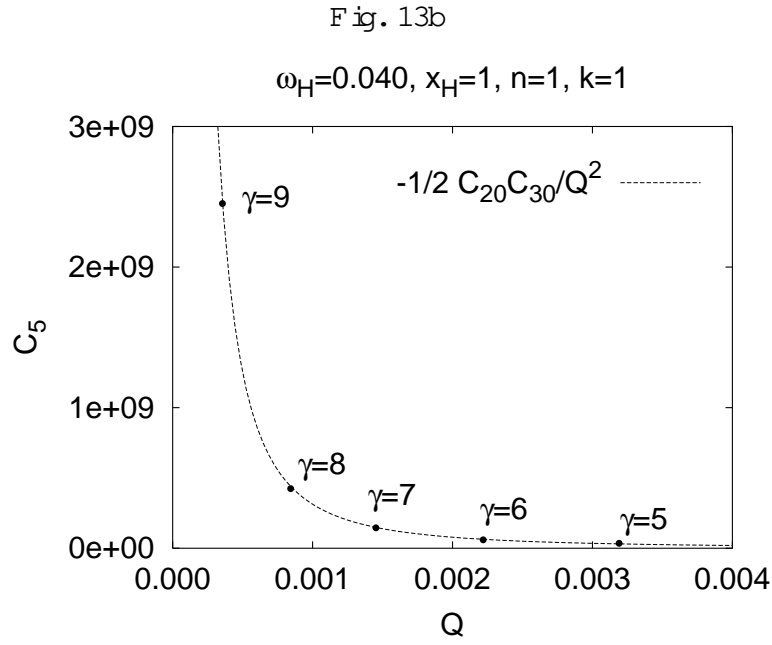


FIG. 13b: Same as Fig. 13a for C_5 .