



## Euro PVM MPI 2003

Venezia, San Servolo,  
Sep. 29 - Oct. 2

### Message Passing Fluids: molecules as processes in parallel computational fluids

Gianluca Argentini

New Technologies & Models

Information & Communication Technology Department

Riello Group, Legnago (Verona), Italy

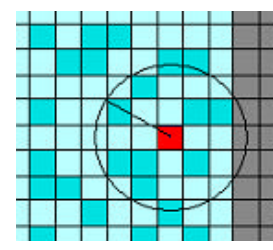


#### 1 Message Passing Fluid

- an abstract computational model on fluids
- molecules move on the basis of some predefined rules on a 2D or 3D grid
- single molecules receive physical information from other near molecules
- information exchanged is necessary for the computation of the movement to the next cell

#### 2 Physical information exchanged

- positions of molecules in the grid
- physical quantities (e.g. Van der Waals interaction)
- presence of obstacles (e.g. external walls)

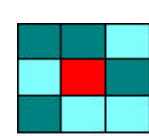


2D example of physical  
neighbourhood for a  
molecule in a MPF

- = a molecule with its euclidean neighbourhood
- = some molecules of fluid
- = cells occupied by an external wall

#### 3 Possible rules for the movement

- only one molecule on one single cell (**1m1c**)
- a molecule moves to the cell of its *geometric neighbourhood* where the sum of physical potentials due to other objects of its *physical neighbourhood* is minimum
- other molecules and walls act with repulsive forces on a single molecule
- compliance with physical conservation laws

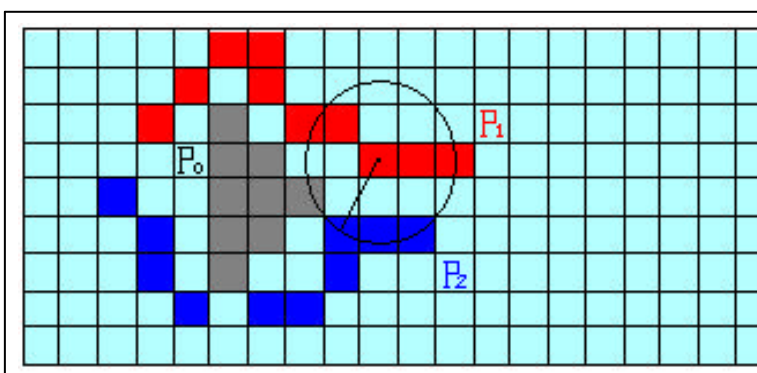


example of geometric 2D  
Moore 8-neighbourhood for  
a molecule

1, 2, 3 → an MPF is essentially a *generalized Cellular Automaton*

#### 4 a. A parallel computational model

- $P$  = number of parallel processes (processors)
- $N$  = number of molecules, such that  $N = M \cdot P$  with  $M$  integer
- every process receives at the beginning its  $M$  molecules
- at every computational step a process sends the physical information about its molecules to the *communicator group* and receives the same kind of messages from other processes
- for each molecule the process, on the basis of predefined rules, computes the physical parameters affected by the molecules of the neighbourhood
- the grid is updated with the new positions of all molecules



$p_0$  = process of grey molecules (walls)  
 $p_1$  = process of red molecules  
 $p_2$  = process of blue molecules  
the centered molecule has 1 grey, 4 red and 3 blue molecules on its neighbourhood

#### 4 b. Using MPI

- every cell in the grid is identified by a single integer
- use of a two-dimensional array as grid variable for storing the positions of the  $M = N/P$  molecules of each process:

```
int global_positions[P][M];
```

- use of a one-dimensional array as local variable of a single process for storing the positions of its  $M$  molecules:

```
int local_positions[M];
```

ex: `local_positions[2] = 50` assigns the 3rd molecule of the current process to position 50 in the grid

- at the beginning the *rank 0* process distributes the molecules among all other processes:

```
MPI_Scatter(&global_positions[0][0], M, MPI_INT, local_positions, M, MPI_INT, 0, MPI_COMM_WORLD);
```

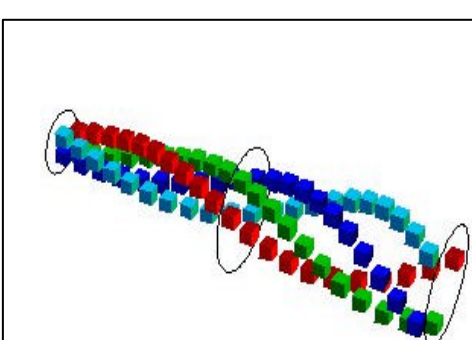
- at every step all processes update the grid variable of the molecules after the computation of the new positions:

```
MPI_Allgather(local_positions, M, MPI_INT, global_positions, M, MPI_INT, MPI_COMM_WORLD);
```

- check of condition **1m1c**: `MPI_Send` from *rank 0* process to others (RMA not tested)

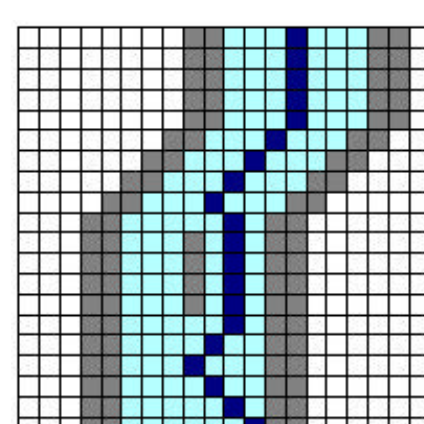
#### 4 c. Some critical aspect of the model

- the computational effort of every process for determining the neighbourhoods of its molecules and performing the calculations necessary for the new positions can be high for large values of  $N$  (computational complexity order is  $\sim (k_1 T_{calc} N + k_2 T_{comm} N^2)$ )
- the use of a grid variable updated by a call to `MPI_Allgather` can be expensive in terms of memory usage
- the effort for the compliance of the condition **1m1c** can be expensive if the *density* of the molecules in the grid is high



Trajectories in a turbine  
simulation  
Rules: at every step a molecule moves in the 3D direction determined by a sinusoidal force and in that cell of the normal plane where a newtonian potential is minimum

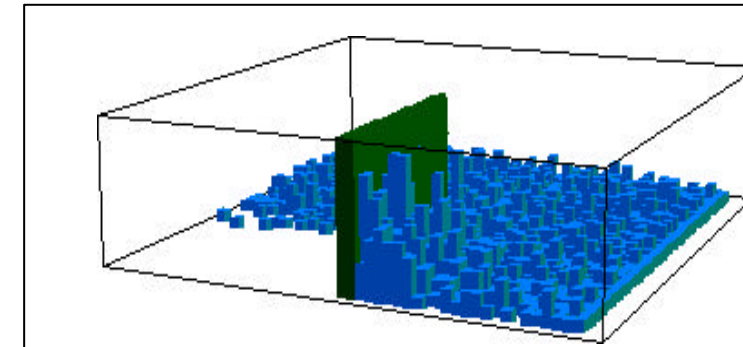
#### First experiments



Trajectory of one molecule (blue) in a channel with internal obstacle (grey)

Rule: at every step the molecule moves to the cell where the newtonian potential due to other objects is minimum

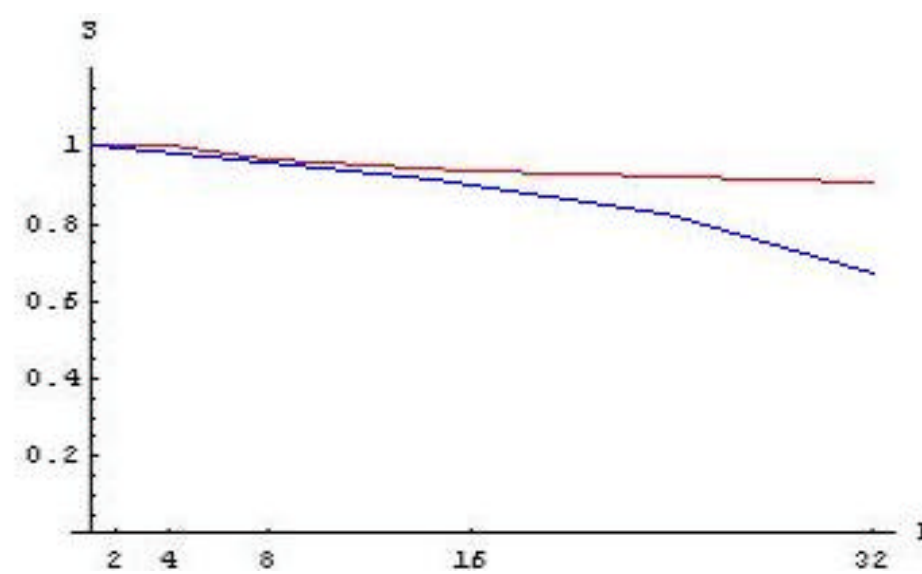

condition **1m1c** seems satisfied better with use of some kind of *shared memory*



Cluster of molecules (blue) in a box with internal obstacle (green)

Rule: at every step a molecule moves to the cell where the newtonian potential due to other molecules and objects is minimum; if a cell has more than one particle, the molecules are vertically stacked

The same simulation with a larger  $N$ : the blank dots and the black lines in the corner show the curvature of the geometric disposition of molecules induced by the obstacle



$P$  (= processors) -  $S$  (= efficiency) diagram from experiments for this computational model

Hardware and software: cluster Linux, Intel 1.33 GHz processors, GNU C-compiler 2.96, MPICH 1.2.4 libraries (no shmem) [CINECA, Bologna, Italy]

CINECA

red line : without check of **1m1c** condition  
blue line : with check of **1m1c** condition

#### 5 MPF application in Computational Fluid Dynamics

- *Classical CFD*: geometrization of the problem, mesh or grid construction, discretization of Navier-Stokes PDEs, computation of solution
- *Non standard CFD*: grid, geometry and movement rules definition, computation of trajectories by adaptive algorithm, physical interpretation of results

- wide use of Cellular Automata methods in CFD from 1985

- flexibility of rules

- the solution grows in the time adapting themselves to the geometry of the problem

- MPF model has computational steps easily tractable by parallel libraries and architectures (SMP or multinodes hardware)
- MPF model has a communication algorithm which can be tested by message passing paradigm or shared memory technique

#### Scheme of a program with low communication:

1. Evolution of the Cellular Automaton in the computational grid (message passing expensive, necessity of an efficient parallel algorithm, computational complexity  $\sim (k_1 T_{calc} N + k_2 T_{comm} N)$ ,  $N$  = molecules number,  $k_1$  and  $k_2$  integers)
2. Computation of smooth trajectories with fine sampling in time (flops computational step, SIMD coding, data distribution on the processors, no message passing, computational complexity  $\sim N^2$ ,  $S$  = sampling dimension for smoothing)
3. Rendering of the graphics (memory expensive, but parallelizable)

#### 6 a. Doing CFD with MPF

- 3D grid
- definition of initial conditions (positions, flux velocity) and boundary conditions
- definition of rules (**1m1c**, geometrical type of neighborhood, direction of motion in presence of obstacles)
- grid variable for tracing the molecules in the grid (0 = free cell, 1 = particle or obstacle)
- possible values for the components of the velocity vector of a molecule: 1, 0, -1

##### Adaptive algorithm

Loop until a molecule moves to a new position or a max predefined value of cycles is reached ( $i = x, y, z$ ):

if  $u_i(t+1) = u_i(t) + V_i(t)$  is not free, then  $V_i(t)$  is changed according to predefined rules

$$\begin{aligned} x(t_{n+1}) &= x(t_n) + p_x \\ y(t_{n+1}) &= y(t_n) + p_y \\ z(t_{n+1}) &= z(t_n) + p_z \end{aligned}$$

Algebraic rules for computing the new position of a molecule

$p_i$  = parameters which depend on the physical status of the fluid and on the predefined rules; in the discrete model the possible values are 1, 0, -1; a possible rule is: at every step the default values are  $p_i$  = velocity( $t_n$ )

#### 6 c. Using MPI

- multiprocess distribution of molecules based on initial geometric positions
- at every step *rank 0* process checks the condition **1m1c**:

`MPI_Barrier`, after positions computation

`MPI_Gather`, for *rank 0* process

`MPI_Send`, from *0* to others if necessary

- at the end of all the computations *rank 0* process distributes (`MPI_Scatter`) to the other processes the Bezier functions for their numeric evaluation on fine sampling

#### 6 b. Some aspect of the computational model

- for every molecule the program constructs the array of the traced positions
- for more realistic visualization of the results, the points of a trajectory are used as basis for a Bezier or other type of interpolating curves
- for large  $N$ , for large number of interpolation points and for fine sampling (graphics resolution) the computational effort to obtain the values of the Bezier curves can be very strong

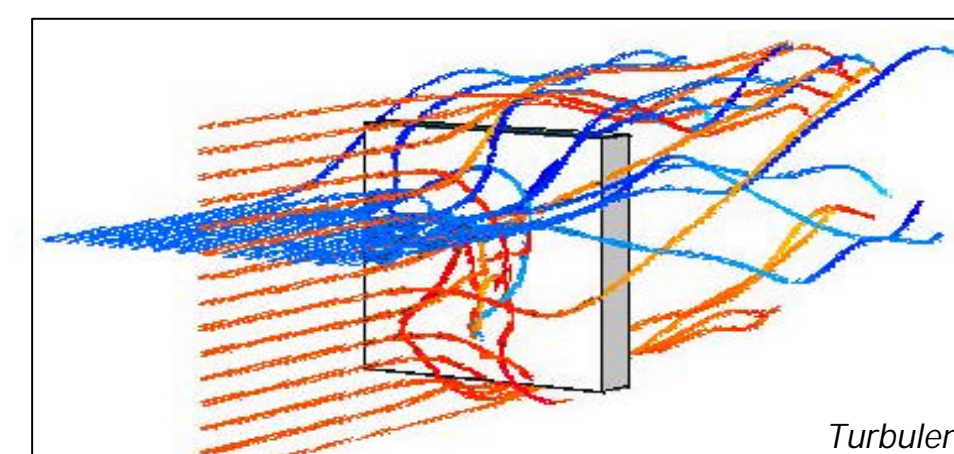
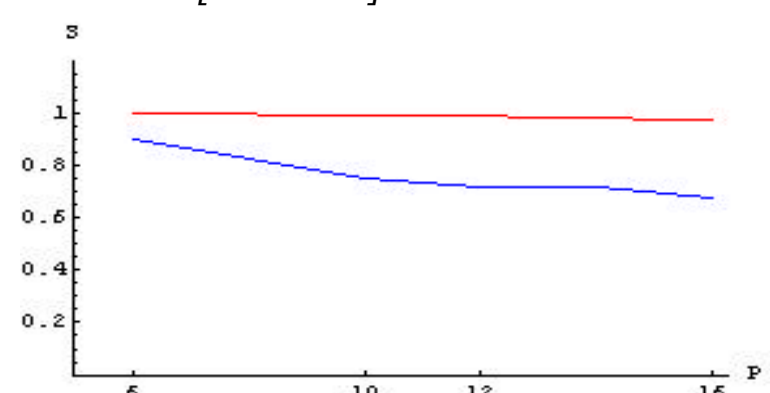
$P$  (= processors) -  $S$  (= efficiency) diagram:

Hardware and software: Unix nodes, PA-RISC and SPARC 400 MHz processors, 100 Mb LAN, GNU C-compiler 2.96, MPICH 1.2.4 libraries [ICT, Riello]; cluster Linux [CINECA]

max 100 used molecules for every processor


blue line : MPI for positions computation (message passing for **1m1c** condition)

red line : MPI for Bezier curves evaluation (no message passing, only SIMD step of the algorithm, a sequential Horner's rule performed by a single process)



Some trajectories of a vertical plane and of an horizontal plane of a flow in presence of an obstacle normal to initial velocity (100x40x40 grid, 1600 particles)

Turbulence due to mixture of two fluids from opposite motion directions



Trajectories for x-z plane and x-y plane for a flow constrained by a narrowing (80x40x40 grid, 1600 particles)

#### 7 Open questions

- relation between MPF adaptive algorithms and physical *conservation laws*; study and simulation of *turbulence* with MPF
- efficient *message passing* or *shared memory* technique for a good speedup of the positions computation
- comparison between *distributed Horner* and *parallel Horner* for polynomials evaluation
- comparison of *results* and *performances* between parallel Navier-Stokes methods and parallel MPF algebraic scheme in same geometrical and physical situation

Gianluca Argentini, Riello Group, via Alpini 1, 37045 Legnago (Verona), Italy - gianluca.argentini@riellogroup.com Thanks