

Proceedings of Rigidity Theory and Applications
 Traverse City, MI, June 14-18 1998
 Fundamental Material Science Series, Plenum

GRANULAR MATTER INSTABILITY : A STRUCTURAL RIGIDITY POINT OF VIEW

Cristian F. Moukarzel

Instituto de Física,
 Universidade Federal Fluminense,
 24210-340 Niterói RJ, Brazil.
 email: cristian@ifu.br

1 INTRODUCTION

Granular materials are ubiquitous in nature and very common in industrial processes, but it is only recently that their unusual properties have begun to receive detailed attention from the physicists community [1, 2]. The earliest documented studies of granular matter date back to Faraday [3], who discovered the convective behavior of vibrated sand, and Reynolds [4], who noted that compacted granular matter cannot undergo shear without increasing its volume.

The behavior of vibrated granular matter in some aspects resembles that of a fluid, although there are crucial differences. Size segregation [5], for example, at first sight defies intuition. When a mixture of particles of different sizes is subject to vibration, the larger ones migrate to the top, irrespective of density. Also interesting is the layering instability [6] of a binary mixture under pouring. Instead of a homogeneously mixed pile, under certain conditions an alternation of layers of both kinds of particles can be obtained.

Similar demixing phenomena occur in granular materials subject to various kinds of external excitation. These seem to contradict the naive expectation that shaking should favor mixing, or take the system to a low-energy state. Many of the unusual properties of vibrated granular matter are in fact due to the dissipative character of interparticle collisions. An interesting example of the consequences of dissipation is inelastic clustering [7], by which particles tend to cluster together as their relative kinetic energy is completely lost during collisions.

The compaction of vibrated sand has been recently found to be logarithmically slow [8], resembling glassy behavior, and a spin model with frustration has been proposed to model this process [9]. This provides a bridge between the dynamics of spin glasses and vibrated granular matter.

It is thus clear that granular materials present extremely interesting dynamic phenomena, but it is already at the much simpler level of static properties that unusual behaviors show up. Stress propagation in piles or packings of granular matter has many uncommon features. When grains are held in a tall vertical silo, for example, the pressure at the bottom does not indefinitely increase with height but saturates after a certain value [10]. The excess weight is deviated towards the walls and equilibrated by friction forces. A related phenomenon is the formation of a pressure "dip" right below the apex of a conical pile of granular matter [11], instead of the expected pressure maximum. These phenomena indicate that gravity-induced stresses do not propagate vertically but often deviate laterally. Pressure saturation in silos and the pressure dip under piles are both due to the formation of "arches" [2, 12, 13]. Many proposals to explain arching [12, 13] rest on the idea that friction plays an essential role, but recent studies [14, 15, 16, 17] show that friction is not necessary.

Photoelastic visualization experiments [18, 19, 20, 21] show that stresses in granular matter concentrate along well defined paths. It is not clear whether the characteristic size of these patterns is finite, or limited by system size only. Stress-concentration paths are observable even on regular packings of monodisperse particles [18, 19], their exact location being sensitively dependent on very weak particle irregularities. Stress-paths often suffer sudden rearrangement on a global scale when the load conditions are slightly changed [18, 20, 22]. For similar reasons, the fraction of the total weight that reaches the base of a silo can vary by large amounts under very weak perturbations, or when repeating the filling procedure with exactly the same amount of grain [13]. These phenomena demonstrate that slight perturbations can produce macroscopic internal rearrangements in granular matter. In other words, granular matter are internally unstable.

In part because of the technological importance of the problem, and also because of its interest from the point of view of basic science, much work has been done in recent years to understand the propagation of stresses in granular systems. On the numerical side, several methods have been implemented. Classical Molecular Dynamics simulations [16, 21, 23, 24], which usually include a fictitious damping term in order to allow the system to come to rest, are normally very CPU-intensive and thus limited to relatively small sizes. Alternatively, the elastic equations can be solved using symbolic software in order to obtain stress values which are free of numerical error [25]. Lattice automata based on random contact disorder [26], are able to reproduce the observed dip under granular piles. Contact Dynamics simulations [22] provide an efficient way to include friction forces, and allowed numerical visualizations of stress concentration on relatively large systems. Lubricated Granular Dynamics [14] is a method to obtain the

equilibrium contact network of infinitely stiff networks and is based on the use of a fictitious damping with a singularity at zero distance.

A large number of theoretical approaches to this problem are formulated on a continuum [12, 27, 28, 29, 30] and thus rest on the assumption that a length scale exists, below which fluctuations are negligible when compared to averages. It is not clear whether this assumption is easily justified for granular matter, where stress fluctuations seem to be at least as large as average stresses [20, 21].

A different type of modeling strategy starts by formulating a stochastic rule for stress propagation on a lattice, which is thereafter solved by various methods [21, 24, 31, 32, 33], or taken as the starting point for a continuum description [31]. In the simplest version of this approach [21, 24], only the vertical component of the transmitted force is considered, i.e. the problem is reduced to a scalar one. Despite the roughness of the approximation, this procedure gives good results for the average distribution of stresses $P(w)$, in particular the observed exponential decay for large stresses [20, 21, 22]. The occurrence of small stress is though strongly underestimated within this simple scalar model [21, 31]. This is due to the fact that scalar "stresses" propagate vertically, with at most a diffusive width due to disorder, and therefore arching is not possible [31]. In order to correctly reproduce the small-stress part of $P(w)$, which is arch-dominated, the vectorial nature of stresses has to be taken into account [31, 32, 33]. This brings in the problem of stress signs, since now negative (traction) stresses, which do not exist on non-cohesive granular matter, cannot be easily avoided [31].

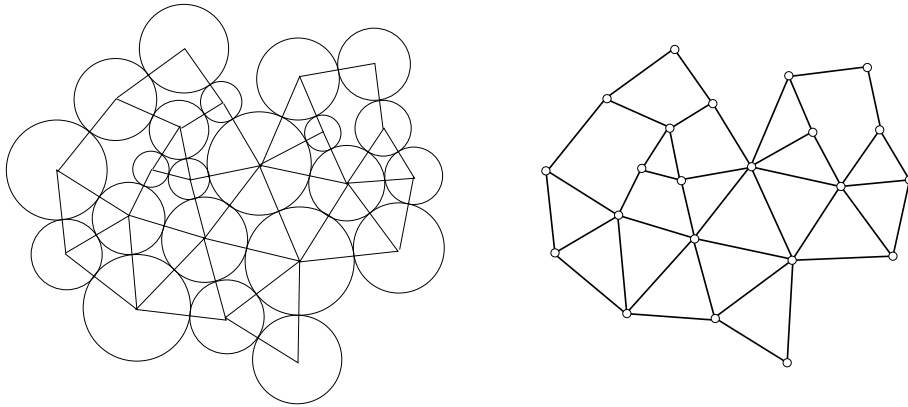


Figure 1: The contact network (right) associated to a granular pile is a graph in which nodes represent particles and are connected by an edge or bond whenever there is a nonzero (compressive) force between the corresponding particles.

It is thus clear that granular matter has, from the point of view of its static properties, two noteworthy characteristics:

Stresses are not homogeneously distributed over the system but concentrate on paths that form a sparse network.

The exact location of stress paths is susceptible of change under very weak perturbations, showing that granular matter is extremely unstable.

Although there have been many proposals to describe stresses in granular matter, most of these models are largely phenomenological in nature and sometimes contain unclear ad hoc assumptions. A deeper understanding of the above described particularities of granular matter has remained elusive. It is the purpose of this work to show that structural rigidity concepts can help us advance in this direction.

We first review some structural rigidity notions in Section 2, and demonstrate in Section 2.1 that the contact network of a granular system becomes exactly isostatic in the limit of large stiffness. The consequences of this are discussed in Section 3. An immediate consequence of isostaticity is the possibility of stress concentration, as briefly discussed in the beginning of Section 3. Most of the previous theoretical and numerical effort has concentrated on the description of stresses. There is though a complementary aspect to this problem, which has not been explored. This is the study of how displacements induced by a perturbation propagate in a granular system. We thus leave further discussion of stresses for future publications [17], and concentrate in understanding the behavior of induced displacements upon perturbation. This will lead us to the central results of this work, respectively:

- a) in Section 3.1 it is shown that an isostatic phase transition takes place in the limit of infinite stiffness, and that the isostatic phase is characterized by an anomalously large susceptibility to perturbation.
- b) Section 3.2 contains a discussion of the load-stress response function of the system in the light of a), which shows that isostaticity is responsible for the observed instability of granular matter.

We will furthermore find that very large displacements are produced on isostatic networks when a site is perturbed. Section 3.3 clarifies the origin of these anomalously large displacements, while Section 4 contains our conclusions.

2 STRUCTURAL RIGIDITY AND GRANULAR NETWORKS

The contact network of a frictionless packing of spherical particles can be defined in the following way (Fig. 1): we let each particle center be represented by a point in space, and connect two of these points by a line (bond, or edge) whenever there is a nonzero compression force between the corresponding particles. The networks so generated can be seen as particular cases of what is usually called frameworks in rigidity theory, i.e. structures made of points connected by rotatable bars.

Structural rigidity [34, 35] studies the conditions that a network of points con-

connected by central forces has to fulfill in order to support applied loads, i.e. be rigid. The first studies of rigidity of structures from a topological point of view date back to Maxwell [36]. Structural rigidity concepts were first introduced in the study of granular media by Guyon et al [37], who stressed that granular contact networks differ from linear elastic networks in an important aspect: the first are only able to sustain compressive forces between grains. Technically speaking, force networks with a sign-constraint on stresses are called struts. Another typical example of sign-constrained networks are spider webs, or cable structures, the elements of which (strings) can only sustain traction forces [38]. Structures with interesting properties can be obtained by combining elements of both types, in which case the resulting framework is called a tensegrity structure [39]. Several

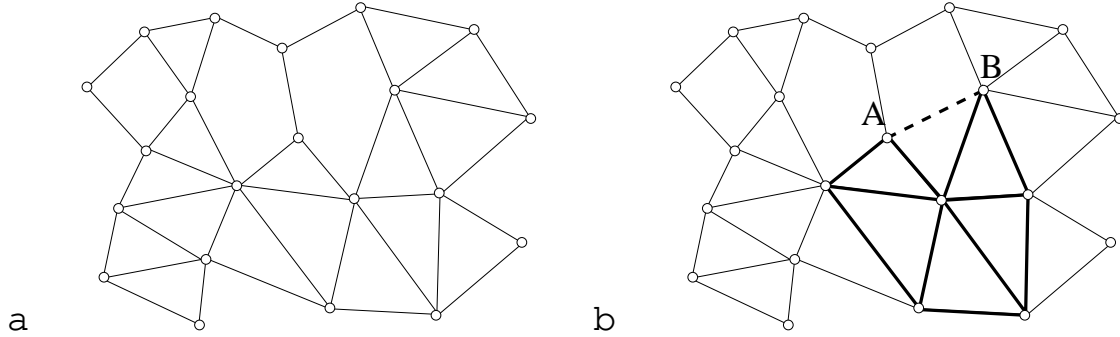


Figure 2: a) A minimally rigid network in two dimensional space, composed of n points and $2n - 3$ bars. If any bar in this network is removed, some of the points would cease to be rigidly connected to the rest. All bars in this network are therefore essential for rigidity. b) A redundant bar (dashed line) between points A and B can induce stresses ("self-stresses") in some part of the network (dark lines). The locus of self-stresses is the overconstrained subgraph associated with bar AB. This is exactly the set of bars which already provides a rigid connection between points A and B. If the length of bar AB is exactly equal to the distance $d(A, B)$, i.e. if there is no length-mismatch, self-stresses will be zero.

applications of rigidity related ideas and tools have been already presented in this book. Let us here only briefly refresh some concepts which we need for our discussion.

A point in d dimensions has d degrees of freedom, while a rigid cluster has $d(d+1)/2$. Therefore if a set of n points forms a rigid cluster, it must be connected by at least $dn - d(d+1)/2$ bars. If a rigid cluster of n points has exactly $dn - d(d+1)/2$ bars, it is said to be (generically) isostatic, or minimally rigid (Fig. 2a). A framework with more bars than necessary to be rigid is hyperstatic or overconstrained (Fig. 2b). Excess bars, which can be removed without introducing new degrees of freedom, are called redundant. A bar is redundant when the two points it connects are already rigidly connected. Unless the length of the redundant bar is exactly equal to the distance between the points it connects,

self-stresses will be generated in some parts of the framework. Thus self-stresses are non-zero only within overconstrained subgraphs, and can be absent if there are no length-minimatches.

We will discuss granular piles under the action of gravity, in which forces are transmitted to a supporting substrate. We could as well consider any other load condition, provided that an infinitesimal gravity field is added in order to remove indeterminacies in the positions of the particles. Because of the action of gravity, contact networks associated to static granular piles must be rigid. Otherwise some of the grains would be set in motion by gravitational forces. Because of the fact that grains are rigidly connected to a lower boundary, a redundant contact anywhere on the system will usually produce an overconstrained subgraph that extends all the way down to the rigid boundary.

Some early attempts to numerically study the static properties of granular ma-

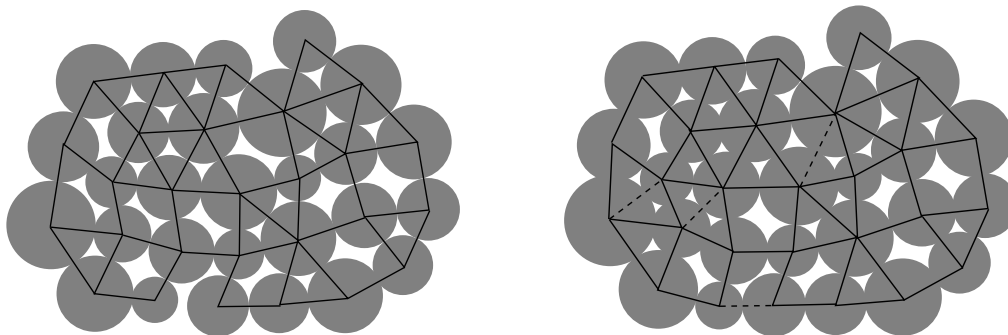


Figure 3: In the limit of large stiffness-to-load ratio, i.e. when the compressive forces are small, or the rigidity large (left), the contact network of a granular packing is sparse and, as discussed in the text, becomes minimally rigid. If the compressive forces are increased, or the stiffness decreased (right), excess contacts (dashed lines) are created.

terials have ignored the sign constraint, thus modeling granular piles as randomly diluted linear frameworks [40]. Due to this, it has been sometimes suggested that rigidity percolation concepts might be applied to granular networks [37, 41]. But this would require forces with power-law distribution, since the elastic percolation backbone is a fractal object at the critical point [40, 42], while experimental and theoretical studies [21, 20, 22] suggest that force distributions display exponential decay on granular systems.

This suggests that the sign-constraint associated with non-cohesive granular matter cannot be neglected. As we shall soon show, it is possible to see from a topological point of view that the sign-constraint has far-reaching consequences for the static behavior of granular aggregates. We demonstrate next that this restriction forces a static granular system to choose, among all possible equilibrated contact networks, only those with the specific topological property of minimal rigidity.

2.1 Isostaticity of sti networks with a sign constraint

Consider now a d -dimensional frictionless granular pile in equilibrium under the action of external forces F_i (gravitational, etc) on its particles. We represent the contact network of this pile by means of a linear-elastic central-force network in which two sites are connected by a bond if and only if there is a nonzero compression force between the two corresponding particles in the pile (Fig. 1).

If the external compression acting on the pile is increased, particles will suffer a larger deformation, and therefore the number of interparticle contacts will increase (see Fig. 3). Equivalently, if compression forces are weakened, or the stiffness of the particles made larger, the number of interparticle contacts, and thus the number of bonds on the equivalent contact network, will be reduced because there are no cohesive forces between particles. But there is a lower limit for the number of remaining contacts, given by the condition that all particles be rigidly connected, otherwise they would move until new contacts are established. Therefore one may expect that in the limit of infinite stiffness the resulting contact network will be minimally rigid. Let us now formalize this observation.

Because of linearity, stresses f_{ij} on the bonds of the linear-elastic equivalent network can be uniquely decomposed as

$$f_{ij} = f_{ij}^{\text{self}} + f_{ij}^{\text{load}} \quad (1)$$

, where f_{ij}^{self} are self-stresses, and f_{ij}^{load} are load-dependent stresses.

Load-dependent stresses are linear in the applied load: if all loads are rescaled, f_{ij}^{load} are rescaled by the same factor. But f_{ij}^{load} are not changed if all elastic constants, or stiffnesses, are multiplied by a factor.

Self stresses in turn do not depend on the applied load. They are in general linear combinations of terms of the form $k_{ij} \ell_{ij}$, where k_{ij} is the stiffness of bond ij and ℓ_{ij} its length mismatch (See Fig. 2). The length mismatch ℓ_{ij} of a bond is defined as the difference between its repose length and its length in an equilibrium configuration under zero external loads.

As already discussed, length mismatches, and thus self-stresses, only arise within overconstrained subgraphs [34, 37]: those with more contacts, or bonds, than strictly necessary to be rigid. For if a graph is not overconstrained, then all its bonds, regarded as linear springs, can simultaneously attain their repose lengths while still being in equilibrium under zero external load.

It is easy to see that a bounded overconstrained subgraph with nonzero self-stresses must have at least one bond subject to a negative (traction) stress: As discussed, self-stresses are equilibrated without the intervention of external forces. It then suffices to consider a joint belonging to the envelope of the overconstrained subgraph. Since bonds can only reach it from one side of the frontier, self-stresses of both signs must necessarily exist in order for this joint to be equilibrated.

Now imagine rescaling all stiffnesses according to $k \rightarrow k'$ (both in the granular pile and in our equivalent elastic system). In doing so, all self-stresses are rescaled

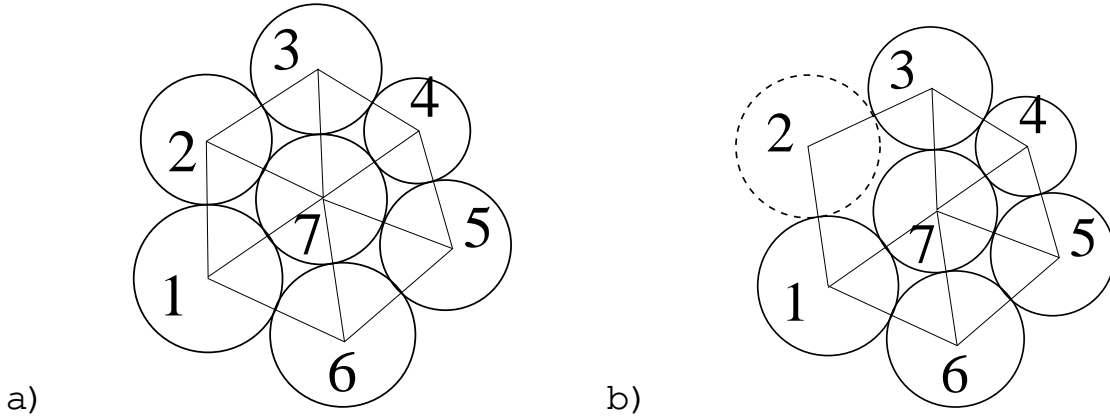


Figure 4: a) In order for seven particles to be in contact forming an overconstrained graph as shown here, one condition has to be satisfied by the radii. One is free to choose the radii of 6 of them, but the seventh will be uniquely determined by this choice. b) If one of the particles is for example slightly too large to satisfy the required condition, one contact will be opened, restoring isostaticity. In this example the contact between particles 2 and 7 is open, but any other bond between the central particle and its neighbors could have been chosen. If on the other hand particle 2 were too small, one of the contacts between the external particles would be lost.

by σ , but the load-dependent stresses remain constant. Therefore, if self-stresses were non-zero, in the limit $\sigma \rightarrow 1$ at least one bond of the network would have negative total stress (eq. (1)). This is not possible since traction forces are not allowed on our granular pile by hypothesis. Thus the existence of self-stresses is not possible in the limit of large stiffness if there is a sign-constraint on total stresses.

For reasons already reviewed, in order for self-stresses to be zero, one or more of the following conditions will have to be satisfied by granular contact networks in the limit of large stiffness:

- a) to have all length mismatches equal zero on overconstrained graphs.
- b) to have no overconstrained graphs at all (the network is isostatic).

Condition a) requires that, even when overconstrained graphs exist, particle radii satisfy certain conditions in order to exactly fit in the holes left by their neighbors (see Fig. 4). But as soon as particles have imperfections or polydispersity (no matter how small if their rigidity is large enough) self-stresses would appear if the contact network is hyperstatic. In other words condition a) cannot be generically satisfied, if by generic we understand for a "randomly chosen" set of radii. Therefore condition b) must generically hold, i.e. there will be no overconstrained subgraphs in the limit of large stiffness-to-load ratio.

From the point of view of this work, most experimentally realizable pack-

ings fall under the category "generic", since small imperfections in radius are unavoidable in practice.

In view of the above, we can now conclude that:

the contact network of a polydisperse granular pile becomes isostatic when the stiffness is so large that the typical self-stress, which is of order k would be much larger than the typical load-induced stress.

Exceptions to this rule are packings with periodic boundary conditions, because they are not bounded, and packings in which the radii satisfy exact conditions in order to have zero length mismatches in overconstrained graphs, because they have no self-stresses [43]. One can for example consider a regular triangular packing of exactly monodisperse particles, in which case the associated contact network will be the full triangular lattice [25], i.e. hyperstatic. But the contact network (and the properties of the system as we shall soon see) will be drastically modified as soon as a slight polydispersity is present [23, 16, 19] if the stiffness is large enough. Therefore, while one is free to consider specific packings which are not isostatic, in practice these cannot be realized for hard particles, since any amount of polydispersity, no matter how small, will force some contacts to be opened so as to have an isostatic contact network. We now discuss how this affects the properties of granular systems.

3 CONSEQUENCES OF ISOSTATICITY

Isostaticity has been sometimes imposed in numerical models [26], as a condition allowing one to calculate stresses by simple propagation of forces. Recently isostaticity was reported by Ouaguenouni and Roux [14], who use an iterative numerical algorithm to find the stable contact network of a set of rigid disks. Our discussion in the previous section shows that isostaticity is a generic property of stiff packings, and appears because negative stresses are forbidden (an equivalent conclusion would be reached if only traction stresses were allowed [38]). We will now show that isostaticity has important consequences on the way the system reacts when it is perturbed, but before starting a more rigorous analysis, let us first discuss some of the most important differences between isostatic and hyperstatic systems, on an intuitive level.

Imagine perturbing an elastic network by letting an equilibrated pair of collinear forces act on the ends of a given bond, and consider how stresses and equilibrium positions are modified in the whole system. A properly chosen change in the repose length of this bond would have exactly the same effect, so we can alternatively consider the perturbation to be a change in length or a couple of forces.

On overconstrained rigid networks, stresses are correlated over long dis-

tances: if a bond is stretched as described above, stresses will be modified on other bonds far away from the perturbation. This is so because self-stresses percolate through the system.

But for the same reason the displacements of the sites from their original positions, induced by this local perturbation, decay very fast with distance. The reason for this is that self-stresses oppose the perturbation and thus tend to "quench" its effect.

On an isostatic system s , stresses are uncorrelated. If we change the length of (or apply an equilibrated pair of forces to) an arbitrary bond, stresses on all other bonds remain unchanged, because they only depend on external loads, and not on bond lengths. This is a trivial property of isostatic systems.

But the equilibrium position of many sites will be in general modified if one of the lengths is changed, and therefore displacements induced by a perturbation may be felt far away from its origin.

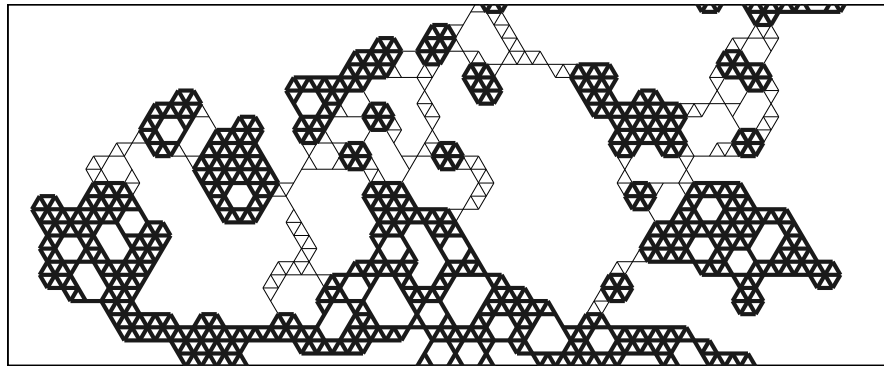


Figure 5: Part of the stress-carrying backbone for rigidity percolation on a randomly diluted triangular lattice. Overconstrained rigid clusters (thick lines) are isostatically connected to each other by cutting bonds (thin lines). Cutting bonds are critical in the sense that they provide a minimally rigid connection. All of them are essential for rigidity.

Therefore on a hyperstatic system, perturbations of stresses propagate over long distances, while on an isostatic system it is the displacement field which may display long-range correlations. Stresses are uncorrelated on an isostatic system s , and thus arbitrarily large stress gradients are possible. Hyperstatic systems, on the opposite hand, have smoothly varying stresses because of the strong correlations introduced by overconstraints. This provides some indication that stress concentration is possible because of isostaticity.

We can get further insight into the meaning and potential consequences of isostaticity from recent studies of central-force rigidity percolation [42]. Rigid backbones, the stress-carrying components of rigidly connected clusters, are found to be composed of large overconstrained clusters, isostatically connected to each other by critical bonds (also called red bonds, or cutting bonds { See Fig. 5). Overconstrained clusters have more bonds than necessary to be rigid, so any one of them can be removed without compromising the stability of the system. But the rigid connection among these clusters, provided by critical bonds, is isostatic, or minimally rigid. In other words, cutting one critical bond is enough to produce the collapse of the entire system, because each isostatic bond is by definition essential for rigidity. Thus we may expect that stretching a critical bond will have a measurable effect on a large number of sites.

But in percolation backbones, critical bonds only exist very close to the rigidity percolation density p_c . Above p_c there is percolation of self-stresses [42] and thus the rigid backbone is hyperstatic. Even exactly at p_c the number of critical bonds is not extensive, but scales as $L^{1-\nu}$ where ν is the correlation-length exponent [42, 44]. Consequently critical bonds are relatively few at p_c , and virtually absent far from p_c . Thus if we perturb (cut or stretch) a randomly chosen bond in a percolation backbone, most of the times the effect will be only be local since no critical bond will be hit.

The important new element in stiff granular contact networks is the fact that all contacts are isostatic, i.e. there is extended isostaticity. In this case, if any of the bonds (contacts) were removed, the pile would cease to be rigidly connected to the supporting boundary below it. Because of this, if the length of any of the network's bonds is changed (which corresponds to a variation in one of the particles radii) the equilibrium position of a finite fraction of the particles will also be changed. For these reasons, one may expect that isostaticity will produce a large sensitivity to perturbation in granular networks.

3.1 Susceptibility to perturbation

We now quantify the degree of susceptibility to perturbation, and then see whether the intuitively appealing ideas we have just discussed are in fact verified on specific models. In order to provide a formal definition of susceptibility, we introduce an infinitesimal change in the length l_{ij} of a randomly chosen bond of the network, and record the induced displacement \tilde{u}_i suffered by all particle centers. We then define the system's susceptibility D as

$$D = \frac{1}{N} \sum_{i=1}^N \tilde{u}_i^2 \quad (2)$$

, where N is the total number of particles on the system. These measurements are done for variable amounts of overconstraints (excess contacts) randomly located

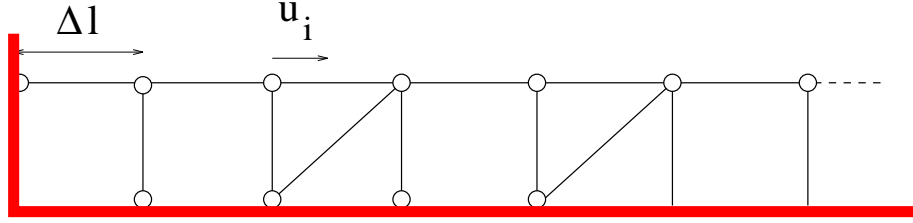


Figure 6: A linear chain of springs in which overconstraints (diagonals) are present with probability O_v is useful as a toy model to understand the influence of isostaticity on the propagation of perturbation. The characteristic distance for the decay of displacements induced by a perturbation (a bond-stretching) diverges in the limit $O_v \rightarrow 0$ and thus the susceptibility to perturbation also diverges (see text).

on an elastic network, and averages are performed over disorder. In this way $D(O_v)$ is obtained, where O_v is the density of overconstraints. According to our previous discussions, we expect D to increase as $O_v \rightarrow 0$, which is the isostatic limit.

We start by discussing a toy model shown in Fig. 6: a quasi one-dimensional system composed of linear elastic bonds, in which diagonals are present with probability O_v . The system with no diagonals ($O_v = 0$) is exactly isostatic, therefore each diagonal is an overconstraint, or redundant bond. We assume for simplicity that all bonds have the same stiffness k and length l (diagonals have a length $\sqrt{2}l$). We are interested in calculating the average horizontal displacements $u(x)$ induced by a length change Δl in the leftmost horizontal bond, as a function of the density O_v of overconstraints (diagonals). A simple calculation [17] shows that, after averaging over disorder, the displacement field $u(x)$ satisfies

$$\frac{\partial^2 u}{\partial x^2} = -\lambda O_v u \quad (3)$$

, where λ is some constant. Therefore $u(x) = u(0) \exp(-\lambda O_v^{1/2} x)$ and we see that there is exponential decay with distance, with a characteristic length $\lambda^{-1} O_v^{-1/2}$. This "persistence length" diverges at $O_v = 0$, which corresponds to the isostatic limit. Consequently $O_v = 0$ is a critical point, and D as defined above is divergent there. The divergence of D in this model is linear with system size.

Now let us see whether isostaticity has comparable effects in two dimensions. In the spirit of previously proposed models [41, 26] we consider a triangular packing oriented as in Fig. 7a, made of very stiff disks with small polydispersity, under the action of gravitational forces. The polydispersity is assumed to be small enough such that disk centers are approximately located on the sites of a regular triangular lattice, and the stiffness to load ratio large enough such that the contact network is isostatic, according to our discussion in the previous section.

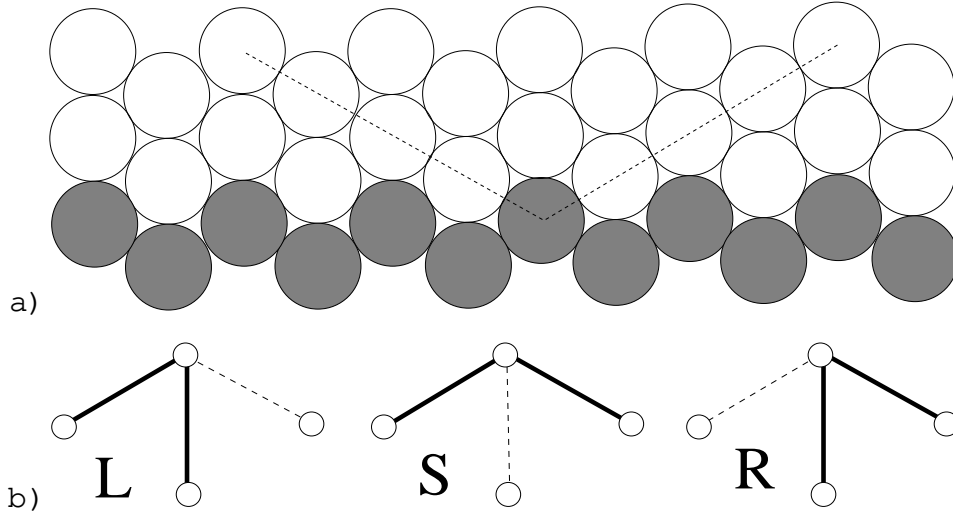


Figure 7: a) In two dimensions, a triangular packing is used in order to numerically measure susceptibility to perturbation. The two first layers of particles (shaded) is regarded as a fixed rigid boundary supporting the load of the upper ones. If a site is shifted, only particles within its "cone of influence" (dashed line) can be displaced. In this example, 6 layers of 6 particles each are displayed. b) Appropriately choosing among these three isostatic configurations for each site, only compressive stresses are produced. First S is chosen with probability $1/2$. If S is not chosen then either R or L are, depending on the sign of the horizontal force acting on the site (see text).

The full problem of generating realistic contact networks that respect the constraint of no traction forces is a difficult one. Several approaches have been proposed [41, 26], all involving some degree of approximation even for geometrically simple settings. In all these models, the triangular lattice was oriented with one of its principal axis horizontal, i.e. normal to gravity. There is though some advantage in considering a different orientation, such that one of the principal axis of the lattice is parallel to gravity (Fig. 7). In this case there is no need for recursive checks of positiveness of stresses since the disordered contact network can be built in a fashion that guarantees positive stresses. Our model is defined as follows: We ask that each site be supported by exactly two out of its three lower neighbors, thereby ensuring that only isostatic contact networks are generated. This condition gives three possible local configurations which we call left (L) symmetric (S) and right (R) respectively and are depicted in Fig. 7b. Choosing a local configuration of bonds on each site produces a sample, or one realization of the disorder. Clearly not any choice of bond configurations give rise to a contact network with positive stresses. But it is possible to satisfy the positivity constraint and still have disorder in the following way:

1. For each site, starting from the uppermost layers and proceeding down-

wards, we choose configuration S with probability $1/2$ [45].

2. If S was not chosen, then either R or L are, according to the sign of the horizontal force-component F_x acting on that particle: if $F_x > 0$ (F points rightwards), R is chosen. If $F_x < 0$, then L is chosen. If the horizontal component is zero then R or L are chosen at random.

Our model has no geometrical disorder, and this is justified by our assumption of small polydispersity, but we keep contact disorder and isostaticity which are the important characteristics of real granular networks in the limit of large stiffness.

There is no reason to think that the method we have chosen generates all possible equilibrated contact networks that satisfy isostaticity and positiveness of stresses. It seems in principle possible to have some sites making contact to all three downward neighbors and still have isostaticity, by simultaneously opening some other contacts. But our aim here is not to provide a realistic model for granular contact networks but to test whether isostaticity has important effects on the properties of a two-dimensional network.

In order to accomplish this we will measure, on the networks so generated, the susceptibility defined above, and compare the results with those obtained on systems with a finite density O_v of overconstraints randomly located on the network. A non-zero density of overconstraints O_v implies, as discussed previously, the effect of increasing the mean pressure on the system (or reducing the stiffness), since this would produce a larger number of contacts, in excess of isostaticity, to be established between particles.

A finite density O_v of overconstraints is introduced in this model by letting all three bonds be connected below a given site, with probability O_v . Each third bond introduced in this way creates an overconstrained subgraph that extends all the way down to the rigid boundary. The limit $O_v = 1$ gives the fully connected triangular lattice, which of course has no disorder. After building a contact network with a specified density of overconstraints as described above, an infinitesimal upwards shift is introduced in a randomly chosen site on the lowest layer, and the induced displacement field \tilde{u}_i is measured.

If the network is isostatic ($O_v = 0$) one can calculate all stresses [41, 26] and displacements [17] in a numerically exact fashion so that systems of 2000 2000 particles may be simulated on a workstation. The idea is that stresses are propagated downwards and displacements upwards. The way in which the induced displacements are propagated upwards is easily calculated [17] by noting that, when the network is isostatic, all bond lengths (except the perturbed one) must remain constant. On the other hand when the network is overconstrained ($O_v > 0$), stresses and displacements can no longer be exactly calculated. In this case one has to solve the elastic equations in order to find the new equilibrium positions after the perturbation. This is done in the limit of linear elasticity (since the perturbation is infinitesimally small) by means of a conjugate gradient

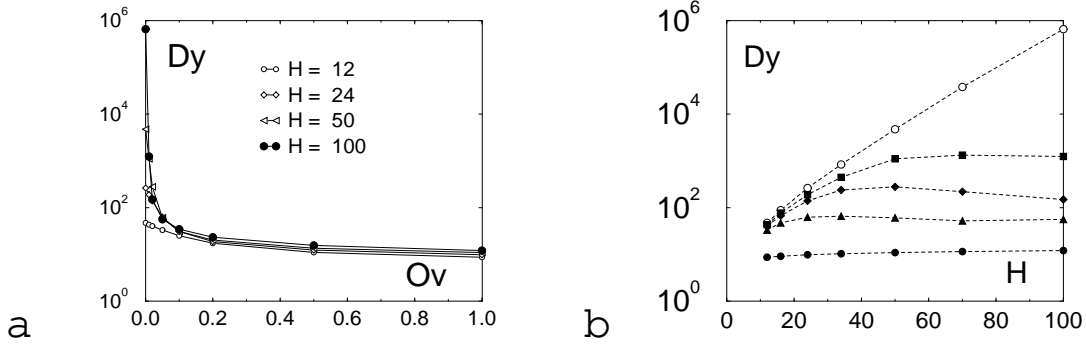


Figure 8: a) Susceptibility D_y (defined in the text), versus density of overconstraints O_v , as measured on two-dimensional triangular packings of total height $H = 12; 24; 50$ and 100 layers. $O_v = 0$ is the isostatic limit, and corresponds to granular packings with infinite stiffness, as demonstrated in the text. b) Susceptibility D_y versus system height H , for fixed fractions O_v of overconstraints: 0.00 (empty circles), 0.01 (squares), 0.02 (diamonds), 0.05 (triangles), 1.00 (full circles). It is clear in this figure that, for $O_v > 0$, D_y saturates to a finite value in the $H \rightarrow \infty$ limit. For isostatic systems, on the other hand, D_y diverges exponentially fast with H . See also Fig 9a).

solver. In this case the calculations are much more time-consuming so that only relatively small systems, of order 100×100 particles can be studied if $O_v \neq 0$. Supercomputers are required for this part of the calculation [46]. A cross-check of the computer programs was done by comparing the results obtained with the direct solver for isostatic systems, with those produced by the conjugate gradient solver with no overconstraints, on systems of up to 100×100 particles. Excellent agreement was found in all cases, for stresses as well as for displacements.

In this way the susceptibility $D_y(H; O_v) = \langle \sum_{i=1}^N y_i^2 \rangle$ is measured, where y_i is the vertical displacement of site i due to the perturbation, and $\langle \rangle$ stands for average over disorder realizations. The system consists of H layers of H grains each, so that $N = H^2$. Figure 8a shows the susceptibility D_y as a function of the density of overconstraints O_v , for several system heights H . We see that D_y increases rapidly on approach to the isostatic limit $O_v = 0$, and that this increase is faster for larger systems, meaning that D_y diverges at $O_v = 0$ in the $H \rightarrow \infty$ limit. Figure 8b shows the same data now plotted as a function of system size, for several values of the density of overconstraints. For any $O_v \neq 0$, D_y goes to a finite limit for large sizes, while it diverges with system size if $O_v = 0$. Data for much larger systems can be obtained in the isostatic case using the direct solver program, and are displayed in Fig. 9a. This plot shows that $D_y(O_v = 0)$ is of the form $\log D_y \sim H$, that is, D_y diverges exponentially fast with system size.

These numerical results demonstrate that a phase transition occurs at $O_v = 0$,

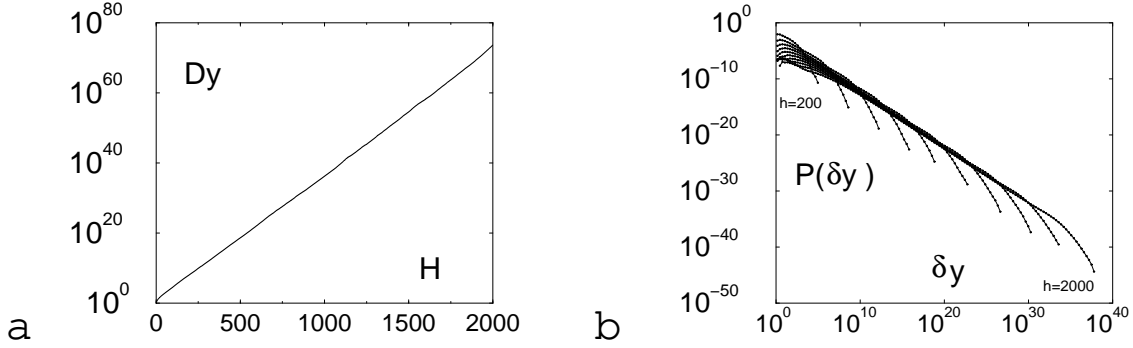


Figure 9: a) D_y grows exponentially with height when $O_v = 0$. b) The probability $P_h(y)$ to have an induced displacement y is power-law distributed on isostatic networks. Results are shown at $h = 200; 400; 600; \dots; 2000$ layers above the perturbation, for positive values of y only. $P_h(y)$ is approximately symmetric, and has a finite peak of weight 0.47 at $y = 0$. Thus at any height above the perturbation, approximately one half of the sites within the influence cone are not vertically shifted.

where anomalously large susceptibility sets in. In a way which is consistent with our intuitive expectations in the previous section, and with the one dimensional toy model, isostaticity is also in two dimensions responsible for a large susceptibility to perturbation. An important and surprising difference is the fact that, at the isostatic critical point $O_v = 0$, the susceptibility D increases exponentially fast with system size, whereas it grows only linearly with size in one dimension.

Seeking to understand the surprisingly fast growth of D with system size, the probability distribution $P_h(y)$ to have a vertical displacement y , h layers above the perturbation has been measured on isostatic systems of 2000–2000 particles. Only sites within a 120 degree cone whose apex corresponds to the perturbed bond may feel the effect of the perturbation (Fig. 7a). $P_h(y)$ thus gives the probability for a randomly chosen site inside the influence cone of the perturbed bond and h layers above it, to have a vertical displacement y . Sites outside this cone have $\phi = 0$, so our measurements essentially correspond to a system of finite width.

Figure 9b shows the result of these measurements at $h = 200; 400; 600; \dots; 2000$ layers above the perturbation. Only positive values of y are displayed in this figure since $P_h(y)$ is approximately symmetric. $P_h(y)$ is found to be consistent with a power-law behavior with an h -dependent cutoff:

$$P_h(y) \sim h^{-j} y^j \quad (4)$$

for $y < y_M(h)$.

It is also evident from Fig. 9d, that the cutoff $y_M(h)$ grows exponentially with increasing distance h from the perturbation. Fitting the curve corresponding to

$h = 2000$ in the interval $10^{10} < \gamma < 10^{30}$, an estimate $\beta = 0.98$ is obtained, suggesting that $\beta \rightarrow 1$ asymptotically. Normalization then requires $\beta = 1$, since the cutoff $\gamma_M(h)$ increases exponentially with h .

Similar measurements were done for (smaller) systems with a finite density of overconstraints O_v , in which case the distribution of displacements presents a size-independent bound (Fig. 11b).

Thus, in two dimensions an isostatic phase transition takes place at $O_v = 0$, and the resulting isostatic phase is characterized by a susceptibility to perturbation that grows exponentially fast with system size. The distribution of induced displacements is power law, with a cutoff that grows exponentially with distance from the perturbation. Of course one does not expect to be able to really measure exponentially large values of displacements on granular systems. The calculations reported here are valid for infinitesimal displacements, and in with this in mind the contact network is considered to remain unchanged during the perturbation. In practice, internal rearrangements would occur before we could detect very large values of displacement on a real pile. So how can we know if the huge susceptibility to perturbation that our calculations predict have any observable effect? This is discussed in the next section.

3.2 Isostaticity implies instability

In order to clarify the relevance of the findings described in section 3.1 in relation with the observed unstable character of granular packings [18, 19, 21, 20], we must first demonstrate the equivalence between induced displacements on site i and the load-stress response function $G(i;b)$ of the stretched bond b with respect to a load on site i .

The network's total energy can be written as

$$E = \sum_{i=1}^N W_i y_i + \frac{1}{2} \sum_b k_b (l_b - l_b^0)^2 \quad (5)$$

, where the first term is the potential energy (W_i are particle's weights) and the second one is a sum over all bonds and accounts for the elastic energy. l_b are the bond lengths in equilibrium and l_b^0 their repose lengths (under zero force). Upon infinitesimally stretching bond b^0 , equilibrium requires that

$$\sum_i W_i \frac{\partial y_i}{\partial l_{b^0}} + \sum_{ov} k_{ov} (l_{ov} - l_{ov}^0) \frac{\partial l_{ov}}{\partial l_{b^0}} = 0 \quad (6)$$

where the second sum goes over bonds ov that belong to the same overconstrained graph as b^0 does. This is so since bonds not overconstrained with respect to b^0 do not change their lengths as a result of stretching b^0 . Since stress f_b on bond b is $f_b = k_b (l_b^0 - l_b)$ this may be rewritten as

$$\sum_{ov} f_{ov} \frac{\partial l_{ov}}{\partial l_b} = \sum_i W_i \frac{\partial y_i}{\partial l_b} \quad (7)$$

If there are no overconstrained graphs the left hand sum only contains bond b itself, therefore,

$$f_b = \sum_i^X W_i \frac{\partial y_i}{\partial l_b} \quad (8)$$

showing that, in the isostatic case, the displacement $y_i^{(b)} = \frac{\partial y_i}{\partial l_b}$ induced on site i by a stretching of bond b is the response function $G(i;b)$ of stress f_b with respect to an overload on site i .

Taking averages with respect to disorder on equation (8), we obtain

$$\langle f_b \rangle = \sum_i^X W_i \langle y_i^{(b)} \rangle \quad (9)$$

, and since average stresses on a given layer grow linearly with depth, we must have

$$\langle y_i^{(b)} \rangle_H \propto H^{-1} \quad (10)$$

We have seen that the second moment of $P_H(y)$ diverges as $\exp f_H g$, while (10) shows that its first moment goes to zero with increasing H . This can only happen if $P_H(y)$ is approximately symmetric (this is numerically verified), which demonstrates that large positive and negative values of y appear with similar probability. Given now the equivalence between induced displacements and the load-stress response function, the existence of large negative induced displacements means that a positive overload at a random site i , would often produce a (very large) negative stress on any arbitrarily chosen bond b . This in turn indicates that the system will have to rearrange itself in order to restore compressive forces, since negative stresses are not possible. In other words, isostatic packings are unstable to small perturbations, and will reorganize themselves on the slightest change in load, in order to find a new stable (compression only) contact network.

In order to finish the demonstration that instability is a consequence of isostaticity, we still have to show that a finite density of overconstraints would make the response function bounded again.

When there are overconstraints, $P_H(y)$ is no longer critical but bounded as our numerical simulations show (see Fig. 11). But in this case y is no longer identically equal to the load-stress response function, i.e. (8) no longer holds. One can nevertheless see, by looking at formula (7), that the weight-stress response function $G(i;b)$ must be bounded if $P_H(y)$ is. Therefore in the overconstrained case a finite overload of order $\langle f \rangle$ is necessary in order to produce rearrangements, and the system is thus no longer unstable.

3.3 Pantographs

The exponential growth of $\chi_M(H)$ is responsible for the observed exponential behavior of the total susceptibility in the isostatic case. But we have yet to

understand for which reason exponentially large values of displacements do exist. Surprisingly this can be explained in very simple terms. The appearance

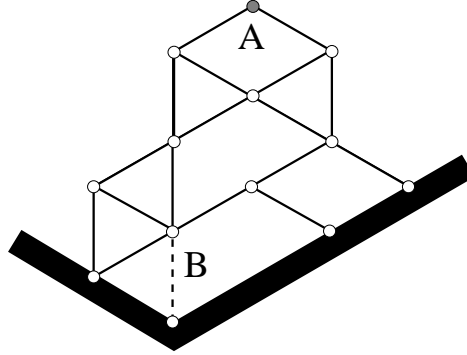


Figure 10: The observed exponential growth of induced displacements with distance to the perturbation is due to the existence of "pantographs" as the one shown in this figure. Upon stretching bond B by a small amount δ , site A moves vertically by an amount 2δ . Conversely a unitary weight at A produces a stress of magnitude 2 on bond B. This multiplicative effect only exists on isostatic systems, and is lost if the network is overconstrained. In the overconstrained case, a stretching of bond B would generate internal stresses on other bonds that oppose the deformation, and the displacement of site A would be much smaller.

of exponentially large values of displacements is due to the existence of "lever configurations" or "pantographs", which amplify displacements.

Fig. 10 shows an example of a pantograph with amplification factor 2. When the dashed bond is stretched by δ , site A is vertically shifted by 2δ . Given that there is a finite density of similar pantographs on the system, it is clear that displacements will grow exponentially with system height.

This amplification effect only exists in the isostatic limit: Pantographs as the one in Fig. 10 are no longer effective if blocked by overconstraints. For example, an additional (redundant) bond between site A and the site below it would "block" the amplification effect of the pantograph. Then, a unitary stretching of bond B would induce stresses in the whole pantograph, but only a small displacement of site A.

In order to understand why the transition occurs at zero density of overconstraints and not at any finite density, it is extremely important to notice that pantographs are composed of all sites suffering displacement when the perturbed bond is stretched. Thus a typical pantograph covers a finite fraction of the system, and any non-zero fraction of redundant bonds is enough to place at least one excess bond on it, eliminating the lever effect. This explains why anomalously large induced displacements only exist in the isostatic limit $O_v = 0$.

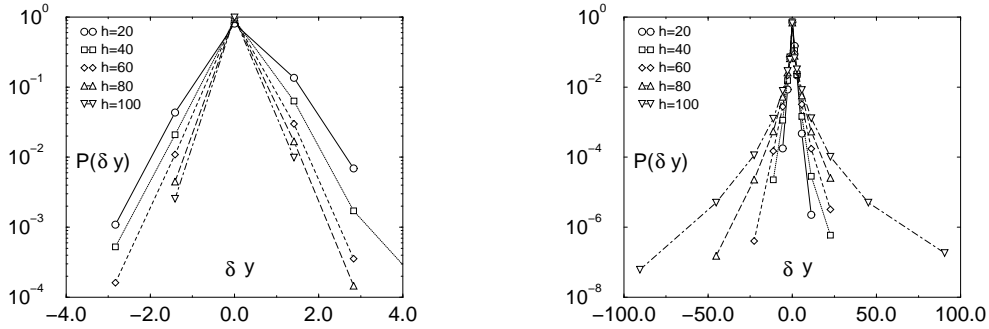


Figure 11: The effect of isostaticity is dramatically illustrated by a comparison of $P_h(\delta y)$ with and without overconstraints. Here δy the displacement of a site, induced by a bond-length perturbation h layers below it. For any nonzero density of overconstraints (left, $O_v = 0.02$ in this case), induced displacements decrease with distance. This is the usual behavior on an elastic continuum. On the other hand if $O_v = 0$, i.e. when the system is isostatic (right), the distribution of induced displacements gets broader when the distance h to the perturbation increases. This is due to the multiplicative effect of pantographs (see Fig. 10). These results were obtained on systems of total height 100 layers.

4 CONCLUSIONS

We have shown that the contact network of granular packings becomes exactly isostatic in the limit of large stiffness-to-load ratio, i.e. when the stiffness is large or the mean compressive load is small. We have furthermore provided analytical (in 1d) and numerical (in 2d) evidence that isostaticity is responsible for the appearance of a large susceptibility to perturbation, defined as the sum of the square displacements induced by a small bond-stretching. When an arbitrary bond is stretched on an overconstrained system, the effect of this perturbation is only felt locally. On the contrary, on an isostatic system the induced displacements grow with distance. This surprising phenomenon makes the susceptibility diverge exponentially fast with system size, and is produced by the existence of "pantographs": network mechanisms that amplify displacements in the same way a lever does.

We have also clarified the relationship between the susceptibility to perturbation defined in this work and the experimentally observed instability of granular networks. This was done using an equivalence between induced displacements and the weight-stress response function. The existence of negative values for the response function and the relation of this fact with instability were first discussed in the context of a phenomenological model for stress propagation [31]. In that model, the appearance of large negative values for the response function (correctly identified as a signature of instability by the authors) is a consequence of

ad-hoc assumptions about the way in which stresses propagate downwards. That work though does not correctly identify the physical origin of instabilities. The vectorial character of the transmitted quantity is not the reason (while it is a necessary condition), as easily illustrated by an overconstrained network. The reason by which granular contact networks are unstable is that they are isostatic.

Thus stiffness produces isostaticity. Isostaticity is responsible for the tendency to global rearrangement upon slight perturbation of stiff granular materials. Any non-zero density of overconstraints is enough to destroy criticality and therefore drastically reduce instabilities. Therefore "soft" granular packings are stable.

Acknowledgments

The author is supported by a PVE fellowship granted by CNPq, Brazil.

REFERENCES

References

- [1] H.M. Jaeger, S.R. Nagel and R.P. Behringer, Rev. Mod. Phys. 68, 1259 (1996); Physics Today 49, 32 (1996).
- [2] "Friction, Arching, Contact Dynamics", Edited by D.E. Wolf and P. Grassberger, World Scientific (Singapore), 1997.
- [3] M. Faraday, Phil. Trans. R. Soc. London 52, 299 (1831).
- [4] O. Reynolds, Phils. Mag. 20, 469 (1885).
- [5] Rosato, A. et al, Phys. Rev. Lett. 58, 1038 (1987); See also [1].
- [6] H.A. Makse, S. Havlin, P.R. King, and H.E. Stanley, Nature 386, 379 (1997); H.A. Makse, P. Cizeau, and H.E. Stanley, Phys. Rev. Lett. 78, 3298 (1997); H.A. Makse, Phys. Rev. E 56, 7008-7016 (1997).
- [7] I. Goldhirsch and G. Zanetti, Phys. Rev. Lett. 70, 1619 (1993).
- [8] Knight J.B. et al, Phys. Rev. E 51, 3957 (1995).
- [9] M. Nicodemi, A. Coniglio and H. Herrmann, Phys. Rev. E 55, 3962 (1997); see also [2].
- [10] Janssen, Z. Verein Deutsch. Ing. 39, 1045 (1895).
- [11] J. Smid and J. Novosad, Ind. Chem. Eng. Symp. 63, D3V 1-12 (1981).

- [12] S.F. Edwards and C.C. Moum eld, *Physica A* 226, 1,12,25 (1996).
- [13] P. Claudin and J.P. Bouchaud, *Phys. Rev. Lett.* 78, 231 (1997); see also [2]
- [14] S. Ouaguenouni and J.N. Roux, *Europhys. Lett.* 35, 449 (1995); *Europhys. Lett.* 39, 117 (1997); see also [2]
- [15] U. Bastolla, F. Radjai and D. Wolf, in ref. [2].
- [16] S. Luding, *Phys. Rev. E* 55, 4720 (1997).
- [17] C. Moukarzel, to be published.
- [18] P. Dantu, in *Proc. of the 4th. Int. Conf. on Soil Mech and Fund. Eng.* (Butterworths, London, 1957). P. Dantu, *Ann. Ponts Chaussees* 4, 144 (1967).
- [19] T. Travers et al, *J. Phys. A* 19, L1033 (1986); *Europhys. Lett.* 4, 329 (1987).
- [20] B. Miller, C. O'Hern and R. Behringer, *Phys. Rev. Lett.* 77, 3110 (1996); see also [2]
- [21] C. Liu et al, *Science* 269, 513 (1995); see also [2]
- [22] F. Radjai, M. Jean, J. J. Moreau and S. Roux, *Phys. Rev. Lett.* 77, 3110 (1996); see also [2].
- [23] D. Stauer, H. J. Herrmann and S. Roux, *J. Physique* 48, 347 (1987).
- [24] S. N. Coppersmith et al, *Phys. Rev. E* 53, 4673 (1996).
- [25] G. Oron and H. J. Herrmann, 1997, PRE to appear; see cond-mat/9707243.
- [26] J. Hemmingsson, *Physica A* 230, 329 (1996); J. Hemmingsson, H. J. Herrmann and S. Roux, *J. Physique* 17, 291 (1997).
- [27] R. M. Nedderman, "Statics and Kinematics of Granular Materials" (Cambridge University Press, 1992).
- [28] F. Cantelaube and J. D. Goddard, in "Powder and Grains 97", edited by R. P. Behringer and J. T. Jenkins, Rotterdam, 1997, Balkema.
- [29] J. P. Wittmer, P. Claudin, M. E. Cates and J. P. Bouchaud, in [2].
- [30] M. E. Cates and J. P. Wittmer, *Physica A* 249, 276 (1998).
- [31] P. Claudin, J. P. Bouchaud, M. E. Cates and J. P. Wittmer cond-mat/9710100, submitted to *Phys. Rev. E*; cond-mat/9711135.
- [32] J. E. S. Socolar, 1997, PRE to appear; see cond-mat/9710089.

- [33] C. Eby and E. Clement, *J. Physique I* 7, 1541 (1997).
- [34] Henry Crapo, *Structural Topology* 1 (1979), 26-45; T. S. Tay and W. Whiteley, *Structural Topology* 11 (1985), 21-69.
- [35] B. Servatius, this conference.
- [36] J. C. Maxwell, *Phil. Mag. Series 4* 27, 250 (1864).
- [37] E. Guyon, S. Roux, A. Hansen, D. Bideau, J.-P. Troadec and H. Crapo, *Rep. Prog. Phys.* 53, 373 (1990).
- [38] W. Tang and M. F. Thorpe, *Phys. Rev. B* 37, 5539 (1988); *Phys. Rev. B* 36, 3798 (1987).
- [39] R. Connelly, this conference.
- [40] S. Feng and P. Sen, *Phys. Rev. Lett.* 52, 216 (1984).
- [41] S. Roux, D. Stauffer and H. J. Herrmann, *J. Physique* 48, 341 (1987).
- [42] C. Moukarzel and P. M. Duxbury, *Phys. Rev. Lett.* 75, 4055 (1995); see also: C. Moukarzel, P. M. Duxbury and P. L. Leath, *Phys. Rev. Lett.* 78, 1480 (1997).
- [43] I am indebted to H. Herrmann and J. Goddard for helpful remarks about this point.
- [44] A. Coniglio, *J. Phys. A* 15, 3829 (1982).
- [45] This value can be justified by simple geometrical reasoning, assuming that the radii are random variables with a small dispersion, and that the particles are centered on the sites of a regular triangular lattice.
- [46] I thank HLRZ Juelich for providing access to its supercomputing facilities.