

A comprehensive numerical and analytical study of two holes doped into the 2D t - J model

A. L. Chernyshev

Dept. of Physics, Queen's University, Kingston, Ontario, Canada K7L 3N6

P. W. Leung

Physics Dept., Hong Kong University of Science and Technology, Clear Water Bay, Hong Kong

R. J. Gooding

Dept. of Physics, Queen's University, Kingston, Ontario, Canada K7L 3N6

(March 23, 2024)

We report on a detailed examination of numerical results and analytical calculations devoted to a study of two holes doped into a two-dimensional, square lattice described by the t - J model. Our exact diagonalization numerical results represent the first solution of the exact ground state of 2 holes in a 32-site lattice. Using this wave function, we have calculated several important correlation functions, notably the electron momentum distribution function and the hole-hole spatial correlation function. Further, by studying similar quantities on smaller lattices, we have managed to perform a finite-size scaling analysis. We have augmented this work by endeavouring to compare these results to the predictions of analytical work for two holes moving in an infinite lattice. This analysis relies on the canonical transformation approach formulated recently for the t - J model. From this comparison we find excellent correspondence between our numerical data and our analytical calculations. We believe that this agreement is an important step helping to justify the quasiparticle Hamiltonian, and in particular, the quasiparticle interactions, that result from the canonical transformation approach. Also, the analytical work allows us to critique the finite-size scaling ansatzes used in our analysis of the numerical data. One important feature that we can infer from this successful comparison involves the role of higher harmonics in the two-particle, d-wave symmetry bound state — the conventional $(\cos(k_x) - \cos(k_y))$ term is only one of many important contributions to the d-wave symmetry pair wave function.

I. INTRODUCTION

The behaviour of mobile holes in an antiferromagnetic (AF) spin background has been a subject of intensive study, in part because of its possible connection to high temperature superconductivity. The ubiquitous structural components of such materials are the CuO_2 planes, and the description of carriers in these planes is the theoretical focus of this paper. We consider the so-called t - J model [1,2], for which the holes correspond to the Zhang-Rice singlets [3], mobile vacancies created by doping a single CuO_2 plane. A microscopic representation of this model is

$$H_{t-J} = -t \sum_{\langle ij \rangle} (\tilde{c}_i^\dagger c_j + \text{H.c.}) + J \sum_{\langle ij \rangle} (S_i \cdot S_j - \frac{1}{4} n_i n_j); \quad (1)$$

where $\langle ij \rangle$ denotes nearest neighbour sites, and \tilde{c}_i^\dagger, c_i are the constrained operators, $c_i = c_i (1 - c_i^\dagger c_i)$. The ratio of the AF exchange constant to the hopping amplitude is believed to be $J/t \approx 0.3$.

Aided by recent angle-resolved photoemission experiments [4], followed by extensive comparisons between theory and experiment [5], it is now recognized that this simple, near-neighbour hopping Hamiltonian on its own is insufficient to fully represent the true single hole state of the real CuO_2 plane. Hoppings between more distant neighbours are required [5,7], as are more complicated three-site spin-dependent hoppings. Possibly, the full three-band microscopic Hamiltonian is necessary [8].

Despite the potential inadequacy of this Hamiltonian to represent completely the CuO_2 planes, it is still the simplest model that captures the important antiferromagnetic correlations of a weakly doped antiferromagnet [9]. Thus, it is crucial that the properties of this model when doped are elucidated.

The Hamiltonian in Eq. (1) has been investigated intensively by different analytical and numerical methods, and we believe that a consistent picture has emerged from these studies. Some results of the exact diagonalization on small clusters, such as the energy spectrum and quasiparticle residue, have been found in the excellent agreement

with the results predicted by advanced analytical theory [10]. In contrast with this, a large amount of the numerical data for the correlation functions are not well understood or require further explanation. Such an explanation, when completed, could help to define (or justify) the correct quasiparticle model for the system of strongly interacting holes and spins at low energies. It is in this manner that we unite our analytical and numerical work in this paper.

A common and apparently successful theory of a single hole moving in an AF aligned background involves the so-called spin polaron [11,14]. According to the spin-polaron idea, the hole in its movement disturbs the magnetic background that one can formally describe as the strong coupling of the hole and spin degrees of freedom. This makes this problem similar to the well known strong coupling electron-phonon one. However, in spite of the qualitative similarity of these two polarons, there is an essential difference between them. If the phonon polaron can be considered as an almost static object of the shifted ions with the electron in the centre, the spin polaron is the "spin-bag" with the moving hole inside. One of the statements of the present paper is that this feature of the spin polaron is responsible for the absence of the direct similarity between the answers which theory provides for quasiparticles and the numerically obtained data for bare holes. A similar conclusion, using a different analytical approach and numerical results for smaller clusters, was reached by Eder et al [15,17]. Later, similar remarks were made by Riera and Dagotto [18].

In this paper we combine analytical and exact diagonalization (ED) numerical results of the one- and two-hole problem to provide a comprehensive study of these important systems. Computationally we have managed, for the first time, to determine the two-hole ground state for two holes doped into the 32-site, square cluster used by two of us in a previously published numerical work [10]. We find that the lowest energy state is a $P = 0$ bound state with $d_{x^2-y^2}$ symmetry. We have characterized the ground state by evaluating a number of important expectation values, notably the electron momentum distribution function (EMDF), and the spatial pair correlation function.

We have found that an effective quasiparticle Hamiltonian, originally proposed by Belinicher, one of us, and Shubin [19], may be used to calculate the same expectation values that were obtained numerically via ED. Further, these quantities are remarkably similar to those obtained via ED. This gives strong support to the appropriateness of this quasiparticle Hamiltonian.

Previous analytical work on the low-energy physics of the two-hole system generally describes it in terms of moderately interacting spin polarons. This analytical work shows that the dominant effective interactions between spin polarons come from the short-range nearest-neighbour static attraction and spin-wave exchange, the latter leading to a long-range dipolar interaction. These interactions are attractive for d-wave states and strongly repulsive for s-wave states. The purpose of this paper is to use the ED results to provide support for this description of the internal structure of the quasiparticles, and indirectly for the above-mentioned description [19] of their interactions.

We will first describe the present status of the t - J model studies in xII. Section III discusses in detail the numerical data available for the ground state correlation functions. Then, xIV summarizes briefly the analytical results of relevant previous work and displays the details of the present calculations. Section V focuses on the comparison of the analytical and numerical results, and in xVI we present our conclusions.

II. PREVIOUS t - J MODEL STUDIES:

A. Analytical results

Theoretical studies of the t - J model have resulted in a clear understanding of the nature of the low-energy excitations for the system near half filling. The charge carrier created by a hole introduced in an AF background is described as a spin polaron, viz. as a quasiparticle consisting of a hole and a cloud of spin excitations. The AF spin-polaron concept was put forward in earlier works of Bulaevskii et al [11] and Brinkman et al [20], and then developed in a number of more recent papers [12,14,21,28] using different techniques.

The main conclusion of these papers was that the spin polaron in an AF background is a well defined quasiparticle with a nonzero residue and a specific dispersion law. The dressing of the hole leads to the narrow quasiparticle band with a bandwidth $\sim 2J$ for realistic $J=t$, band minima at $k = (\pi, \pi)$ and $(0, 0)$, and a heavy effective mass along magnetic Brillouin zone (MBZ) boundary. Most of these features of the spin polaron were found to be robust under generalizations of the t - J model [29], including further neighbour and three-site hoppings, and for a wide range of $J=t$ ratio.

The single-hole problem has been treated analytically in detail [11,14,20,22,27,30]. Grouping these efforts, two approaches in treating this problem were used: (i) the self-consistent Born approximation (SCBA) (e.g., see Refs. [13,14,22]), and (ii) the so-called "string" approach (e.g., see Refs. [11,20,23,25,27]). Recently, a relationship between these two has been established [31]. We briefly review these methods with an eye to understanding how well they might be able to describe the two or multi-hole problem.

The SCBA method utilizes a property of the hole-magnon interaction, namely the absence of the lowest order correction to the Born approximation series for the single-particle Green's function [13,14,22]. The attractive feature of the SCBA approach is that the essentially exact single-hole spectral functions can be evaluated quite easily using simple numerical calculations. Recently, the detailed structure of the single-hole ground state and behaviour of different correlators has been studied using SCBA [32]. Unfortunately, already in two- or many-hole problem so much more involved numerical and analytical efforts are required [33].

The string approach is based on the idea that in an AF background a hole will be confined by an effective potential created by overturned spins ("strings"). Formally, the real-space variational ansatz for the polaron's wave function with the strings of different length is considered to reproduce this tendency. In spite of the considerable success of the string approach for the single-hole problem [25], there are some problems which make the use of it as a candidate for a quasiparticle theory for the t - J model questionable. First of all, the string method uses the real-space approach which does not treat properly the long-range dynamics of the system. The next problem is that the method starts from the Ising background and includes fluctuations on a perturbative basis, whereas the fluctuations are strong in 2D and must be "built in" to the real ground state of the spin system. The third problem concerns the necessity of the normal commutation relations of the quasiparticle operators. If hole is a fermion a unitary transformation, which diagonalizes the Hamiltonian and dresses the hole by the spin excitations, would not change its statistics. Within the variational "string" and other approaches, one works with the wave functions and usually identifies the wave function of the quasiparticle with the operator of the quasiparticle. This leads to the absence of the commutation relations for these operators and to troubles with the proper normalization and orthogonality of the states already for the two-hole problem [18,34]. Because of that one cannot correctly derive the effective polaron-polaron interaction term using a single-hole wave function.

These difficulties notwithstanding, several attempts to address the two-hole ground state have been made. Work based on the string approach have led to some qualitative understanding of the problem [17,23,35].

The investigation of the interactions between quasiparticles in the t - J model is a subject of prime interest in the context of magnetic pairing mechanism. However, studies of this problem show much less convergence than the single-hole problem. Other work involves the formulation of an effective model for spin polarons propagating in the AF background [30,36-39]. From the RPA treatment of the Hubbard model in the strong-coupling limit, the model of "spin-bags" interacting via longitudinal magnetization fluctuations has been proposed [37]. A phenomenological model for the vacancies coupled by the long-range dipolar twist of the spin background has been also worked out [30,40] using a semi-classical hydrodynamic approach. Inspired by the numerical evidence of the hole-hole d-wave bound state and the Van Hove singularity in the single-hole spectrum, taking the simplest phenomenological form of the interaction, an AF Van Hove model has been put forward [39]. Using an ansatz for the quasiparticle wave function [27], the "contact" hole-hole and the residual hole-magnon interactions have been obtained [41,42], and then the effective Hamiltonian for the polarons and long-range spin-waves has been presented [36].

Even though most of these theories were formulated on a phenomenological and semi-phenomenological basis, they provided two key interactions leading to pairing in the t - J model. One of them is the effective hole-hole static attraction due to minimization of the number of broken bonds found from placing two holes at nearest-neighbour sites (sometimes referred to as the "sharing common link effect"). The other is due to spin-wave exchange, and leads to a dipolar-type interaction between holes [30,36,43].

Quite recently, a new approach to the derivation of a quasiparticle model from the t - J model has been developed [19]. It used a generalization of the canonical transformation (CT) approach of the Lang-Firsov type. An effective Hamiltonian for the spin polarons includes in itself both types of the hole-hole interactions mentioned above in a natural way. Some details of this approach are presented in Section IV. In Ref. [19] results for the single-hole properties have been compared with ones of the SCBA calculations and an impressive agreement has been found. This is supported further by the idea that the "canonically transformed" quasiparticles are close to exact t - J model ones. Even though CT approach is less controlled than the SCBA one, it solves naturally all the problems mentioned above and allows one to derive the quasiparticle Hamiltonian for interacting spin-polarons from the original t - J model. Thus, in this paper we compare the predictions obtained from this Hamiltonian to our numerics, and in this way we critique the description of the interactions between quasiparticles that follows from the CT approach.

B. Numerical studies

ED studies of the t - J model doped away from half-filling on small clusters with periodic boundary conditions are an important source of unbiased information on the low-energy physics of this system. One- and two-hole ground states have been investigated in great detail on the 16- (4x4) [44-52], 18- (3x6) [18, 18], 20- (2x10) [53-62], and 26-site (2x13) [63-69] clusters. Although some of these results converge, at least partially, these clusters

su er from various nite size problems. The 20- and 26-site clusters do not have the full rotational symmetry of the square lattice. Therefore, they do not possess important reciprocal lattice points along the high symmetry directions in the rst Brillouin zone. For example, the important reciprocal lattice point (π, π) does not exist in the rst Brillouin zone of the 18-, 20-, and 26-site clusters. This causes the ground state momenta of the one-hole state to be di erent from the predicted (π, π) points. Although the 16-site cluster has the (π, π) point, it has an additional symmetry which causes an accidental degeneracy of the levels at (π, π) and $(0, 0)$ for one hole, and between $(0, 0)$ and $(\pi, 0)$ for the two-hole problem [52]. Attempts to remedy the missing (π, π) point have been made by using the non-square 16-site $(\sqrt{8} \times \sqrt{32})$ [70] and 24-site $(\sqrt{18} \times \sqrt{32})$ [71] clusters.

Previous results on the single-hole problem show that the quasiparticle peak at the bottom of the spectral function can be expected to survive in the thermodynamic limit [10,45,48,64]. The corresponding quasiparticle band is narrow (of the order of $2J$ in the "physical" region $J=t < 1$) and the band minima are shifted to the ABZ boundary. However, due to the previously mentioned deficiencies of the 16-, 18-, 20-, and 26-site clusters, none of them can actually show that the quasiparticle minima are at the (π, π) points; these wave vectors are those predicted by numerous theoretical studies [12,21,23,30].

The smallest cluster which has the full rotational symmetry of the square lattice, contains the (π, π) point, and is free from the spurious degeneracies mentioned above, is the 32-site cluster $(\sqrt{32} \times \sqrt{32})$ — see Fig.1. Also, it is the largest such system which can be solved using modern computers. These calculations involve finding the lowest energy states of matrices with dimensions of up to 300 million.

Recently, some results for the single-hole problem have been published for this cluster by two of us [10]. These numerics showed that the effective mass around the minima is anisotropic, and that the quasiparticle residue is rather small for realistic $J=t$, both in excellent agreement with analytical predictions. Further, the full dispersion relation predicted by analytical work based on the SCBA [13,14,22] is found to be in excellent agreement with ED numerics on this cluster [10].

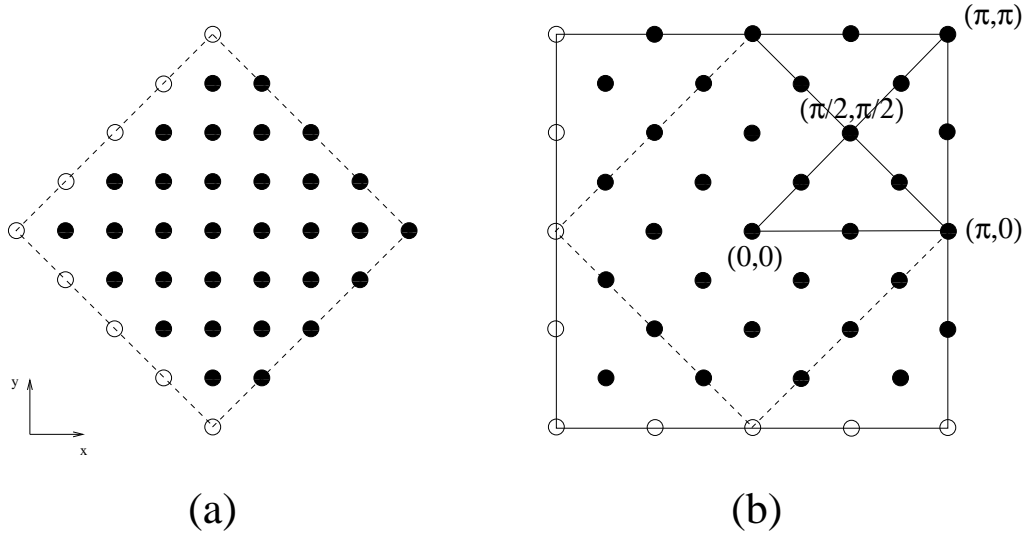


FIG. 1. The 32-site cluster in (a) direct and (b) reciprocal space. Empty circles are included to mimic the periodic boundary conditions used in our studies. The solid lines in (b) show the important directions in k -space displaying the high symmetry of the cluster. The dashed line in (b) borders the first magnetic Brillouin zone.

ED results for two holes on finite clusters consistently show that they are coupled in a bound state with $d_{x^2-y^2}$ symmetry in a wide range of $J=t$ [44,46,47,49,50,52,55,56,61,67{69,72}], in agreement with earlier ED data for the 16-site Hubbard model [73,74], the Green's Function Monte Carlo studies on 8×8 cluster [75], and some theories [17,19,36{39,76]. Low lying states with other symmetries, as well as $k \notin (0,0)$ states, have also been studied [49,61]. Attempts have been made to extrapolate the binding energy to the thermodynamic limit and thus to estimate the critical value of $J=t$ for the formation of a bound state [67,69]. Also, some knowledge concerning the internal structure of the bound state is known [68,75]. Lastly, the electron momentum distribution function has been investigated in

order to search for Fermi-like discontinuities. Dramatic differences between the single-hole and two-hole cases have been noted [51,57,58]. Finite size and $J=t$ scalings of this quantity have also been studied [58,59,62].

Nevertheless, the above-mentioned results are of limited usefulness simply because of the systematic error introduced by the lower symmetry of the clusters with 16, 18, 20, and 26 sites. Clearly, the 32-site cluster would augment such studies. Further, with the collection of all such clusters, and some analytical guidance regarding the correct scaling laws, information on the thermodynamic limit, viz. a density of zero (two holes in an infinite 2D square lattice), would be accessible.

Section III will summarize the results of the ED studies of the single- and two-hole problems that we have obtained on the 32-site cluster. Some of the single-hole results have been published previously [10], and we only mention those results that are crucial to our scaling analyses. A brief summary of a portion of the two-hole comparison to the CTHamiltonian was presented in Ref. [77].

III. NUMERICAL WORK

Most of the results presented in this section are obtained by ED on the 32-site cluster with periodic boundary conditions for the realistic value $J=t = 0.3$. Results at different $J=t$, as well as on smaller clusters published previously [51,67], are also used in the discussion of the finite size scaling (FSS), bound state energies, and correlation functions.

To look for evidence of hole binding in the low energy states, we calculate the two-hole binding energy $E_b = E_2 - 2E_1 + E_0$, where E_1 and E_0 are the ground state energies with one and no hole respectively, and E_2 is the energy of the two-hole state. Further, two expectation values that we are interested in are defined as follows: (i) The electron momentum distribution function (EMDF) is given by $\langle n_{\mathbf{k}} \rangle = \langle c_{\mathbf{k}}^\dagger c_{\mathbf{k}} \rangle$, where $c_{\mathbf{k}}^\dagger, c_{\mathbf{k}}$ are the Fourier transform of the constrained operators. (ii) The spatial distribution of holes in the bound state is characterized by the pair correlation function defined as

$$C(r) = \frac{1}{N_h N_E(r)} \sum_{i,j} \langle n_i \rangle \langle n_j \rangle \delta_{i,j+r} \quad (2)$$

where N_h is the number of holes, and $N_E(r)$ is the number of equivalent sites at a distance r from any given site.

Before presenting the FSS of the EMDF, we discuss what kind of finite size behaviour one can expect. The EMDF is expected to show how hole doping changes the uniform value of $\langle n_{\mathbf{k}} \rangle = \frac{1}{2}$ obtained in the half-filled case. In a system of free particles, a hole with a certain momentum will manifest itself as the complete suppression of $\langle n_{\mathbf{k}} \rangle$ to zero at this momentum. In systems with interaction whose physics can be described in terms of the quasiparticles, this suppression will be proportional to the quasiparticle residue $Z_{\mathbf{k}}$, and is almost independent of the cluster size; the rest of the hole weight will be distributed among the other available \mathbf{k} -points. Consequently, the more \mathbf{k} -points a system possesses the less hole weight each \mathbf{k} -point will carry. Therefore, in the single-hole problem we anticipate that $\langle n_{\mathbf{k}} \rangle$ for the ground state momentum \mathbf{P} to be suppressed by a constant proportional to $Z_{\mathbf{P}}$. Further, we expect that the deviation from the half-filled value,

$$\langle n_{\mathbf{k}} \rangle - \frac{1}{2} \quad (3)$$

will scale as $1/N$ at all other points until (roughly) the physics of the system does not change with the cluster size, i.e., when size of the quasiparticle is smaller than the cluster size.

The same argument should apply to the bound states of the two-hole problem, where we predict $\langle n_{\mathbf{k}} \rangle$ to scale as $1/N$ at all \mathbf{k} -points.

A. Single-hole case

We wish to provide a FSS analysis of certain quantities for the two-hole ground state. To this end, we present new results for the one-hole problem that will facilitate such work.

Figure 2 shows the EMDF of the single-hole ground state on the 32-site cluster at $J=t = 0.3$, which has total spin $S_{\text{tot}}^z = +\frac{1}{2}$ and momentum $\mathbf{P} = (\pi, \pi)$. Due to the non-zero momentum of this state, the only symmetry its EMDF has is a reflection about the "main diagonal" ($(\mathbf{k}; \mathbf{k})$ line).

Several features of the EMDF are worth noticing. First, $\langle n_{\mathbf{k}} \rangle$ has a "dip" at the GS momentum \mathbf{P} . Earlier studies of the $J=t$ dependence of the intensity of this "dip" have left no doubt about its direct relation to the quasiparticle weight $Z_{\mathbf{P}}$ [58]. Second, the EMDF deviates significantly from its half-filled value for both spin directions across the

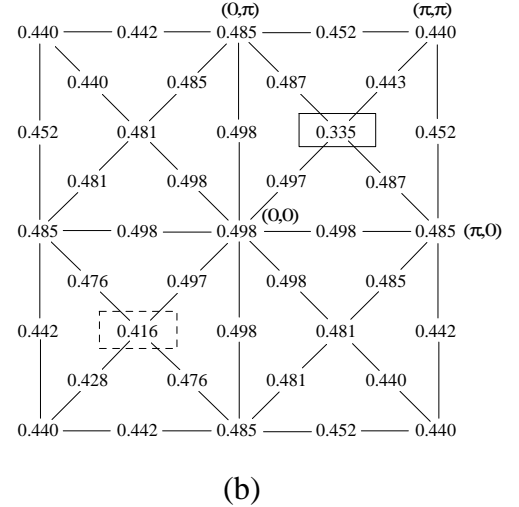
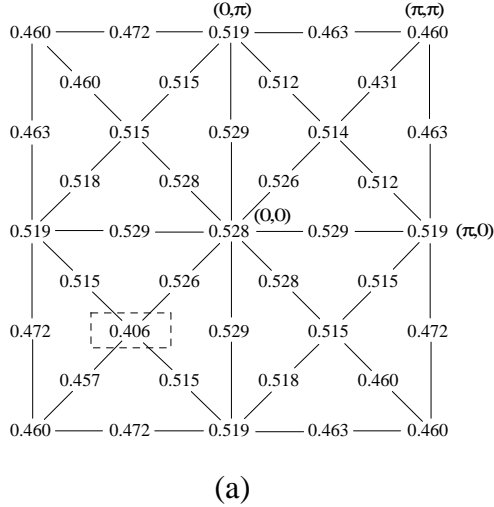


FIG. 2. The EMDF for the single-hole ground state having momentum $P = (\pi/2; \pi/2)$ and $S_{\text{tot}}^z = +1/2$ at $J=t = 0.3$. The numbers are the electron filling factors (a) $\ln_k = i$, (b) $\ln_k = \#$ at the corresponding k -points. "Antidips" at $(\pi/2; \pi/2)$ described in the text are denoted by the dashed boxes, and the "dip" in (b) at the ground-state momentum is highlighted by the solid box.

entire Brillouin zone. This background has a maximum at $(0;0)$ and a minimum at $(\pi/2; \pi/2)$, which is a byproduct of minimizing the kinetic energy of the system [16]. Although this "dome" shape resembles the "large Fermi surface" in a system of free electrons, it has different physics behind it. The discussion of this behaviour will be given in xIV. One observes that this dome structure in $\ln_k = i$ is shifted upwards from its half-filled value, and that in $\ln_k = \#$ it is shifted downwards ($\ln_{(0;0)} = i - \ln_{(0;0)} = \#$ at $J=t = 0.3$). The difference between the maximum and minimum,

$$n = \ln_{(0;0)} - \ln_{(\pi/2; \pi/2)}; \quad (4)$$

is slightly larger for $= i$ than for $\#$ ($n_{(i)} - n_{(\#)} = 0.07(0.06)$ at $J=t = 0.3$). Also $n_{\#}$ has a stronger $J=t$ dependence. Finally, the EMDFs of both $= i; \#$ have "antidips" at $(\pi/2; \pi/2)$. They were observed earlier but no successful explanation has been presented. The fact that the "antidips" are always at $P = Q_{AF}$ supports the idea that their physics is somehow related to the long-range AF fluctuations in the system [58]. Subtraction of the "normal" background from $\ln_{(\pi/2; \pi/2)} = i$ shows that the depth of the "antidip",

$$n_{\text{anti}, i} = \ln_{(\pi/2; \pi/2)} - \ln_{(\pi/2; \pi/2)} = i; \quad (5)$$

is larger for $= i$ ($n_{\text{anti}, i} - n_{\text{anti}, \#} = 0.11(0.08)$ at $J=t = 0.3$), and $n_{\text{anti}, \#}$ has stronger $J=t$ dependence.

In Figs. 3 and 4 we plot \ln_k vs. the "inverse volume" of the system, $1/N$, at $J=t = 0.3$ for all k -points (except P and $P = Q_{AF}$) available on more than one cluster. One can see the almost perfect $1/N$ scaling at all these points, in agreement with our expectation. Figure 5 shows the same plot for the EMDF at the ground state momentum. Extrapolation to the thermodynamic limit shows that the dip, which we expect to be $Z_P = 2$ (the factor one-half is from the proper normalization of the wave function), is about 0.14, or $Z_P = 0.28$. This agrees well with SCBA result, $Z_P^{\text{SCBA}} = 0.271$ [13]. There is no simple scaling for the "antidips" of $\ln_{P = Q_{AF}} = i; \#$ because of the long-range physics involved. According to the discussion in Sec. IV they are combinations of terms with different scaling behaviours.

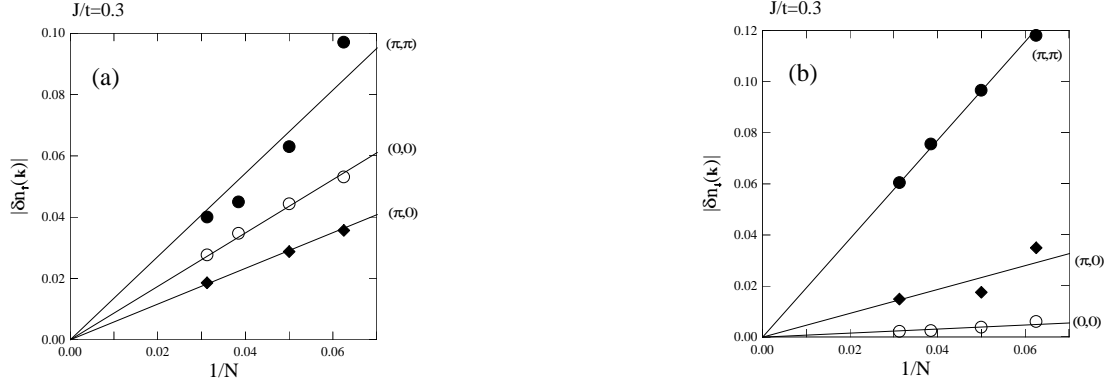


FIG. 3. $1/N$ scaling of the (a) $|\delta n_{\mathbf{k}}|$, (b) $|\delta n_{\mathbf{k}}|$ (see Eq. (3)) for $\mathbf{k} = (\pi; \pi)$ (filled circles), $(0;0)$ (empty circles), and $(\pi; 0)$ (filled diamonds) for the single-hole ground state at $J/t = 0.3$. The data from 16-, 20-, 26-, and 32-site clusters ($(\pi; \pi)$, $(0;0)$ points) and from 16-, 20-, and 32-site clusters ($(\pi; 0)$ point), where these points are available, are used.

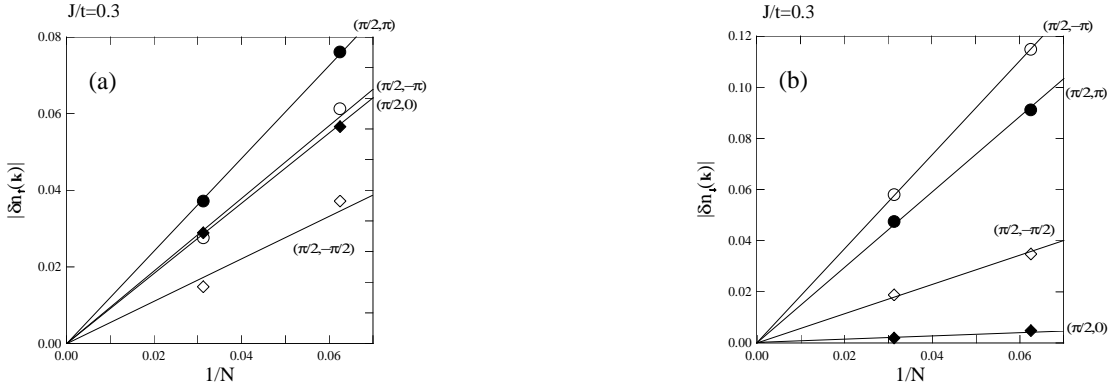


FIG. 4. The same as in Fig. 3 for $\mathbf{k} = (\pi/2; \pi)$ (filled circles), $(\pi/2; -\pi)$ (empty circles), $(\pi/2; 0)$ (filled diamonds), and $(\pi/2; -\pi/2)$ (empty diamonds). These points are available from 16- and 32-site clusters only.

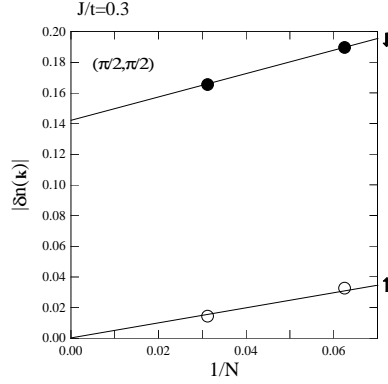


FIG. 5. $1/N$ scaling for the dip in $S(k)$ (open circles) and $(C + S(N))$ scaling for the dip in $S(k)$ (filled circles) at the ground-state momentum $k = P$, $J=t = 0.3$. These points are available for the 16- and 32-site clusters only.

B. Two-hole case

The only zero total momentum bound state that we have found in the zero magnetization channel is a singlet and it has $d_{x^2-y^2}$ symmetry. Figure 6(a) shows the $J=t$ dependence of the binding energy E_b on the 16-, 26-, and 32-site clusters. One can see that the absolute value of the binding energy gets smaller as the size of the cluster grows, and that in some region of $J=t$ the binding energy becomes positive. Such behaviour seems to be natural in the presence of short-range attraction between the holes. In this case holes on larger clusters lower their kinetic energy due to delocalization and make the bound state shallower, whereas on smaller ones they are not allowed to move farther apart. Further, holes on smaller clusters are forced to be in the region of the mutual attraction. Since these short-range interactions are believed to be of magnetic origin, the interaction energy has to scale as J . Consequently, the increasing importance of the kinetic energy at small $J=t$ tends to destroy the bound state. This line of thinking leads to a discussion of whether or not the critical threshold of $J=t$ for bound state formation is above or below the "realistic" value of $J=t$ for the cuprates. Attempts have been made to estimate the thermodynamic limit of $(J=t)_c$ through FSS of the binding energy [67,69]. If we follow the same approach, we obtain the scaling shown in Fig. 6(b), and this data shows the FSS at two representative $J=t$ values. The thermodynamic limit of E_b is negative at the larger $J=t$ (smaller size of the bound state, larger role of the short-range interaction) and positive at the smaller $J=t$ (no bound state).

In our opinion, this approach is problematic because for at least two reasons. First, there is another important hole-hole interaction, viz. magnon exchange, which also leads to pairing. In fact, it is this interaction which selects the d -wave symmetry state. It has been shown analytically [19,30,36] that this interaction alone leads to the formation of a shallow long-range bound state which does not have a critical value of $J=t$ because the interaction strength grows with t . Therefore, one can expect that further increase in the cluster size will not only lower the kinetic energy of the holes, but will also provide more sites for the holes to take advantage of the long-range attraction. The second reason is the absence of the evident scaling law for the binding energy. Regarding the complexity of the interactions involved and the tendency of the magnetic subsystem towards a AF long-range order, we expect different contributions to the FSS of E_b which are of different order in $1/N$ and of comparable magnitudes. This is especially true at smaller $J=t$ when the size of the bound state is comparable to or larger than the cluster size.

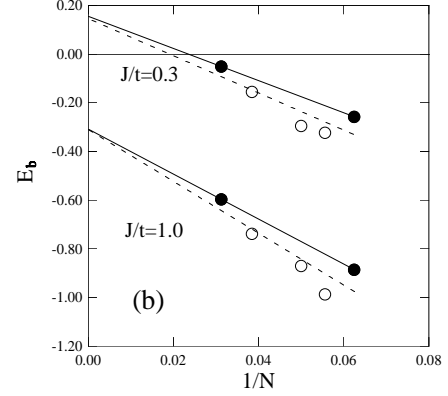
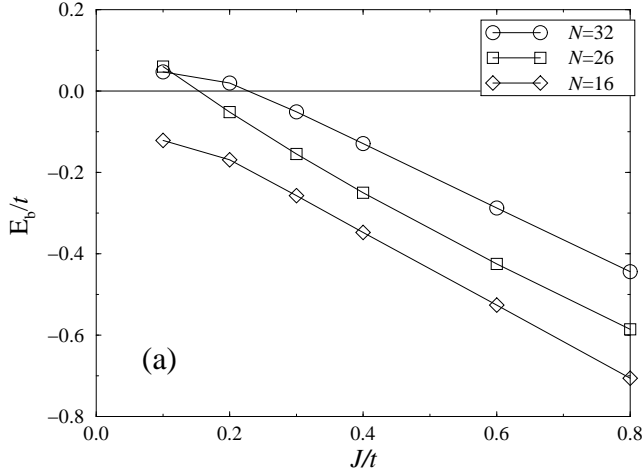


FIG. 6. (a) The $J=t$ dependence of the binding energy E_b , in units of t , from ED studies on the 16- (diamonds), 26- (squares), and 32-site (circles) clusters. (b) The binding energy vs. $1/N$ for two representative $J=t$ values, $J=t = 0.3$ (upper) and $J=t = 1.0$ (lower). The solid and dashed lines are $1/N$ scaling using 16- and 32-site data only (filled circles) and data from all available clusters (open and filled circles), respectively.

Another important quantity which shows further evidence of the hole-hole attraction in an AF background is the hole-hole correlation function $C(r)$, Eq. (2). It has been studied in detail on smaller systems [44,50,67,69,72]. Figures 7(a) and 7(b) show the 32-site ED results for $C(r)$ at $J=t = 0.3$ and $J=t = 0.8$, respectively. In a wide region of $J=t$ the strongest correlation is at the $\sqrt{2}$ distance, while the nearest-neighbour correlation is also strong. A density-matrix renormalization group study [78] has also found similar physics. At larger $J=t$ (Fig. 7(b)) the size of the bound state is small: the nearest neighbour and $\sqrt{2}$ distances accumulate about 80% of the holes. However, at $J=t = 0.3$ the probabilities of finding the holes at $\sqrt{5}$ and $\sqrt{2}$ distances are almost the same, and only 46% of the holes are located at the nearest neighbour and $\sqrt{2}$ distances. The correlation decays slowly with distance at small $J=t$. Hence in the $J=t = 0.3$ bound state one can expect $C(r)$ to have a longer "tail" in the thermodynamic limit.

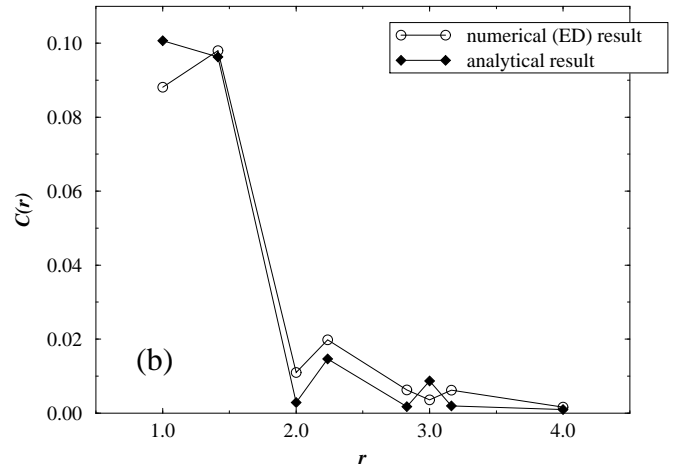
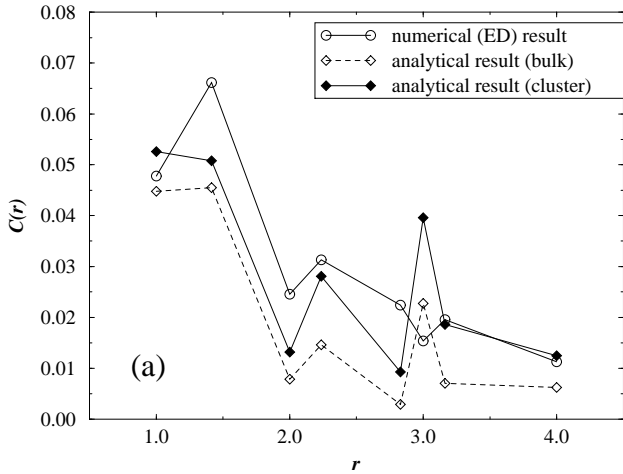


FIG. 7. The spatial correlation function, $C(r)$, for two holes doped into a square lattice described by the t - J model, for (a) $J=t = 0.3$, and (b) $J=t = 1.0$. Our ED results (open circles), the analytical results for an infinite square lattice (open diamonds), and the analytical results mapped onto a 32-site square lattice (filled diamonds), are all shown. The lines are a guides to the eye. In (b), analytical results for the cluster are very close to ones for the bulk, and hence are not shown.

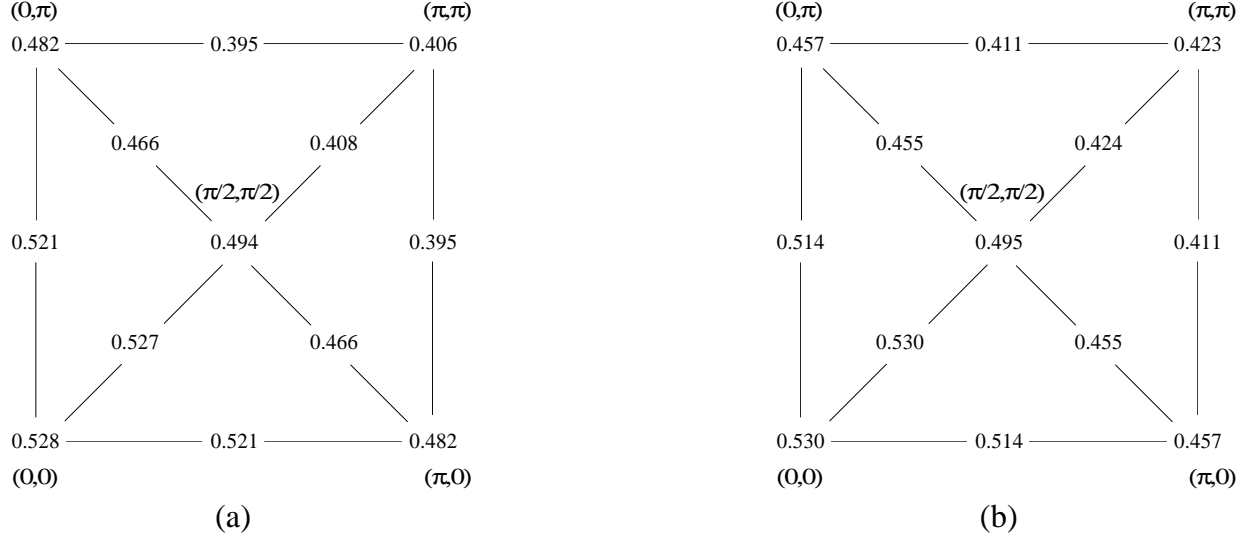


FIG. 8. The EMDF for the two-hole ground state, $P = 0$, $S_{\text{tot}}^z = 0$ at (a) $J=t = 0.3$, (b) $J=t = 1.0$ within the first quadrant of the BZ.

The next correlation function which can be used to extract information on the bound state is the EMDF. Figures 8(a),(b) show the EMDF at $J=t = 0.3$ and $J=t = 1.0$ in the first quadrant of the Brillouin zone. Since the total momentum of the system P is zero, the EMDF possesses the full square symmetry. Moreover, since the ground state is a singlet, $m_{k_1} = m_{k_2} = m_k$. Another noticeable difference from the single-hole EMDF is the absence of "dip" at any k -point. This is not surprising because one would not expect the holes in the bound state to have a certain momentum. They will be spread over all k -points especially if the bound state is well localized in real space.

Some of the features of the EMDF are essentially the same as that of the single-hole case. The dome structure is very pronounced. Further, our results show that the amplitude of the background deviation, $n = (m_{(0,0)} - m_{(\pi,0)})$, is roughly the same as $(n_{\text{hole}}^1 + n_{\text{hole}}^2)$. This shows that the background behaviour is due to the single-hole excitations and is irrelevant to the physics of the bound state. We will provide a support to this in the next Sections.

In the next section we will show that the important EMDF data are those along the AF Brillouin zone boundary. These data are practically unaffected by the kinematic form factor effect, so they can be used to draw conclusions on the internal structure of the bound state in k -space. One can interpret the EMDF at these points as the half-filled EMDF suppressed by the hole-occupation number. The hole weight at the single-hole ground state momentum $(\pi/2, \pi/2)$ is surprisingly small. m_k deviates from the half-filled value of $\frac{1}{2}$ by only 1%. This is the consequence of the $d_{x^2-y^2}$ symmetry which restrict the hole weight to be zero at these points. Another interesting feature is that the hole occupation at the $(\pi/2, \pi/2)$ point is higher than that at $(0,0)$ (Fig. 8(a)). It is worth noting that at smaller $J=t$ the hole occupation numbers at these points are very similar and their absolute values are larger. As it follows from the discussion in the next sections, these facts indicate the presence and importance of higher harmonics in the bound state at smaller $J=t$, because the "bare" first d-wave harmonic $(\cos(k_x) - \cos(k_y))$ will always give a larger hole weight at $(\pi/2, \pi/2)$ than at $(\pi/2, \pi/2)$.

The available clusters allow us to perform FSS for six of the nine inequivalent k -points of the 32-site cluster. Results for four of them at $J=t = 0.3$ and $J=t = 1.0$ are presented in Figs. 9(a),(b). They all show the anticipated $1/N$ scaling. Note that a similar scaling plot at $(\pi/2, \pi/2)$ is not successful because m_k is too small. Figure 10 shows the scaling of the EMDF at $(0,0)$. If we discard the 16-site data by arguing that they are spoiled by the artificial degeneracy, one can clearly see the $1/N$ scaling at $J=t = 1.0$. In contrast to this, $m_{(\pi/2, \pi/2)}$ at $J=t = 0.3$ does not show the same $1/N$ scaling. We attribute these different behaviours to the different sizes of the bound states. The $J=t = 1.0$ bound state is small. Therefore, it has to scale as $1/N$ even when N is not too large. The $J=t = 0.3$ bound state is relatively large. An increase in the cluster size redistributes the hole weight among the new harmonics which become available on larger systems. The EMDF at those points not along the AF BZ boundary (Figs. 9(a),(b)) mostly result from kinematic effects which are saturated at shorter distances. Therefore, they do not depend much on the details of the bound state structure.



FIG. 9. $1/N$ scaling of the $|\delta n(\mathbf{k})|$ in the two-hole ground state, for (a) $\mathbf{k} = (\pi, \pi)$ at $J/t = 0.3$ (filled circles) and $J/t = 1.0$ (empty circles), and $(0, 0)$ at $J/t = 0.3$ (filled diamonds) and $J/t = 1.0$ (empty diamonds), and (b) $\mathbf{k} = (\pi, \pi/2)$ at $J/t = 0.3$ (filled circles) and $J/t = 1.0$ (empty circles), and $(\pi/2, 0)$ at $J/t = 0.3$ (filled diamonds) and $J/t = 1.0$ (empty diamonds).

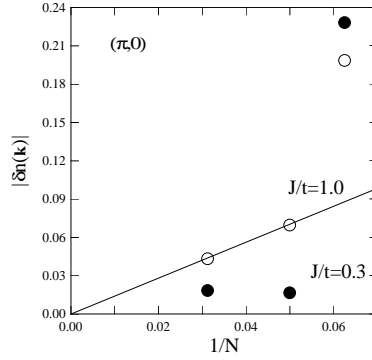


FIG. 10. $|\delta n(\mathbf{k})|$ in the two-hole ground state vs. $1/N$ for $\mathbf{k} = (\pi, 0)$ at $J/t = 0.3$ (filled circles) and $J/t = 1.0$ (empty circles). Solid line shows $1/N$ scaling for the $J/t = 1.0$ data if the 16-site cluster result is ignored.

Studies of the doped t - J model via the ED technique provide important information on effective quasiparticle theories. However, these same numerical results also posed some problems and made questionable the relation of these analytical studies to the problem of the "finite doping of the finite system". For example, the EMDF for the ground states of the different number of holes and the pair correlation function for the two holes doped into the system were intensively studied numerically (see Secs. IIA, III). It turned out that the results for these quantities were found to be in the contradiction with some expectations. EMDF, which was naively expected to show something like "hole pockets", or simply hole-rich and electron-rich regions in k -space, demonstrates a dramatic deviation of this quantity for the doped clusters from the half-filled (no holes) case with the strong variation across the whole Brillouin zone. Moreover, there is a strong doping dependence of these results. Data for the two-hole ground state differ significantly from the single-hole ones. More surprisingly, the overall shape of the EMDF reminds one of the free electrons with a nearest-neighbour hopping band. This was the reason for the conjecture that the t - J model already at rather low doping concentration undergoes a transition to the free-electron physics and shows a "large" Fermi surface [57]. Also, the hole-hole correlation function for the d -wave bound state shows the largest weight of the holes in the configurations which should be forbidden by the d -wave symmetry (the so called "\sqrt{2}-paradox").

In this situation, a physical explanation of such puzzling behaviour of the correlation functions together with an analytical picture would be highly desirable.

A qualitative understanding of these effects in the context of the spin-polaron physics has been achieved in the works by Eder and Becker [15], and Eder and Wobbel [16], wherein the authors showed that the t - J model quasiparticles will favour qualitatively the same EMDF as the ones found in the numerical calculations. Using rather general arguments, they demonstrated that the "large Fermi surface" is a consequence of simple sum rules and a minimum of the total energy, and it is completely irrelevant to the problem of the real Fermi surface identification. The main idea of these works is that the hole-pockets should be attributed to the quasiparticles, not to the "bare" holes. Since the renormalization is strong only a relatively small part of the polaron can be visualized in k -space as a fermion having the certain momentum. The "dressed" part of the spin-polaron is responsible for the background in the EMDF, which is spread over the entire BZ. More specially, the EMDF does not only measure the lack of the electrons due to the centre of the polaron, but it also keeps track of the hole distribution inside the polaron. Similar physics has been discussed recently in Ref. [18].

Within the same theoretical framework, i.e. a variational string approach, we mention that the pairing problem for two holes has been considered elsewhere [17] and the source of the large probability of finding holes in the ground state along the diagonal of an elementary square can be explained by the large weight of the "hole (hole+1 spin up)" combination in the two-hole d -wave bound state wave function. Qualitative discussion of the same physics has been done recently in Ref. [79].

In what follows we will show how the qualitative picture drawn in Refs. [15-17], which gives a basic understanding of the numerical data, can be reproduced using simple ansatzes for the spin polarons and their bound state. Then, the CT approach is used to derive analytical expressions which are able to explain quantitatively most of the 1- and 2-hole ED data for the ground states described in Sec. II, and earlier in the literature.

A. Qualitative analysis using a simplified model:

We begin our analytical calculations of two holes described by the t - J model by considering a simplified treatment of two holes moving in an AFM Ising background. We then evaluate the EMDF and $C(r)$ using this simplified model in order to see what kind of behaviour one can expect in the ground state of spin polarons. This work is instructive, and helps in understanding this problem. So we present these preliminary results first.

Consider the EMDF. In a system without holes, one finds that $m_k = 1/2$ everywhere in the full Brillouin zone. This is a consequence of the purely local character of the electronic states and $S_{\text{tot}}^z = 0$. By definition $m_k = \frac{1}{N} \sum_{ij} e^{ik \cdot r_{ij}} \langle c_i^\dagger c_j \rangle = \frac{1}{N} \sum_i \langle c_i^\dagger c_i \rangle + \frac{1}{N} \sum_{i \neq j} e^{ik \cdot r_{ij}} \langle c_i^\dagger c_j \rangle$. The second term is zero for the half-filled case and the first term yields $m_k = m_{k \neq 0} = 1/2$. An informative result which follows from the second term is that hole doping makes the matrix elements between different "strings" of the polaron wave function nonzero, and accompanied by the phase factor $e^{ik \cdot r_{ij}}$, where $|j|$ is the difference between the lengths of the strings. For example, the matrix element between the bare component $\sum_i c_i^\dagger e^{ik \cdot r_i} |j\rangle$ and the one spin-up string component $\sum_i c_i^\dagger c_{i+1} e^{ik \cdot r_i} |j\rangle$ is proportional to $e^{ik \cdot r_{k+Q}}$, which is asymmetric with respect to the transformation $k \rightarrow k + Q$. Thus all odd-distance matrix elements are responsible for the antisymmetric contribution to m_k , and this asymmetry makes m_k resemble the shape of a large Fermi surface. Note, that this unusual effect is

closely related to the localized character of the electronic states and the spin polaron nature of the carriers. Recently, a similar asymmetry observed in the ARPES data of an undoped ($\text{Sr}_2\text{CuO}_{2-x}\text{Cl}_x$) [80] and doped [18] AFM insulators has been successfully explained using essentially the same ideas.

Hole excitations near half-filling (when long-ranged AFM order is present) are most concisely explained using the spinless-hole, Schwinger-boson representation for the constrained fermion operators. Thus it is necessary to express $n_{\mathbf{k}}^i$ and $C(\mathbf{r})$ in terms of averages of combinations of the hole and magnon operators. The essence of this representation is the following. The creation of a hole (annihilation of an electron) at site i in sublattice $A = f\#g$ (with the main direction of the spins being up) is achieved by operating $c_{i\uparrow}^\dagger$ on the ground state. Thus, $c_{i\uparrow}^\dagger \sim h_i^y$. The action of the same operator on site j in sublattice $B = f\#g$ is non-zero only if the spin is in the "wrong" direction (""). Therefore, creation of a hole is accompanied by the annihilation of a spin excitation: $c_{j\uparrow}^\dagger = h_j^y S_j^\dagger \sim h_j^y a_{j\downarrow}$. Thus,

$$h_{i\uparrow}^y c_{j\uparrow}^\dagger = h_{A,i} h_{A,j}^y (1 - a_{A,j}^y a_{A,j}^\dagger) i_{i\uparrow A} j_{j\uparrow A} + h_{A,i} h_{B,j}^y a_{B,j}^\dagger i_{i\uparrow A} j_{j\uparrow B} + h_{B,i} a_{B,j}^y h_{A,j}^y i_{i\uparrow B} j_{j\uparrow A} + h_{B,i} h_{B,j}^y a_{B,j}^y a_{B,j}^\dagger i_{i\uparrow B} j_{j\uparrow B} \quad (6)$$

The above will be suffice for the description in this paper | for an advanced and detailed discussion of this representation we refer the readers to Ref. [81].

First we examine a simple ansatz for the single-hole ground state wave function [27,41]

$$|\psi\rangle = \frac{1}{N} \sum_{\mathbf{p}} h_{B,\mathbf{p}}^y |\psi\rangle = \frac{1}{N} \sum_{\mathbf{p}} h_{B,\mathbf{p}}^y + 4 \sum_{\mathbf{q}} \mathbf{p} \cdot \mathbf{q} h_{A,\mathbf{p}}^y a_{B,\mathbf{q}}^y |\psi\rangle; \quad (7)$$

where $2 + 4 \cdot 2 = 1$, and, as noted in Ref. [15], the sign of the term linear in \mathbf{k} is found from minimizing the kinetic energy. (Note that the origin of the hole is in sublattice B , so the total spin of the system is $S_{\text{tot}}^z = 1=2$.) Hereafter, $\mathbf{q} \in 2ABZ$

$$\sum_{\mathbf{q}} = \frac{2}{N} \sum_{\mathbf{q}, n=1}^{N/2}; \text{ and } f h_{A(B),\mathbf{k}}; h_{A(B),\mathbf{k}}^y g = [a_{A(B),\mathbf{k}}; a_{A(B),\mathbf{k}}^y] = \delta_{\mathbf{k},\mathbf{k}^0} \quad N=2: \quad (8)$$

Minim algebra for the EMDF and $C(\mathbf{r})$ yields

$$\begin{aligned} n_{\mathbf{k}}^i &= \frac{N}{2} h_{A,\mathbf{k}}^y h_{A,\mathbf{k}} + \sum_{\mathbf{q}} h_{B,\mathbf{q}}^y a_{B,\mathbf{q}}^\dagger i_{i\uparrow A} h_{A,\mathbf{q}}^y a_{A,\mathbf{q}}^\dagger i_{i\uparrow A} h_{A,\mathbf{k}}^y h_{B,\mathbf{k}+\mathbf{q}} a_{B,\mathbf{q}}^\dagger i + \text{H.c.}; \\ n_{\mathbf{k}\#}^i &= \frac{N}{2} h_{B,\mathbf{k}}^y h_{B,\mathbf{k}} + \sum_{\mathbf{q}} h_{A,\mathbf{q}}^y a_{A,\mathbf{q}}^\dagger i_{i\uparrow B} h_{B,\mathbf{q}}^y a_{B,\mathbf{q}}^\dagger i_{i\uparrow B} h_{B,\mathbf{k}}^y h_{A,\mathbf{k}+\mathbf{q}} a_{A,\mathbf{q}}^\dagger i + \text{H.c.}; \\ C(\mathbf{r}) &= \frac{1}{N_h N_E(\mathbf{r})} \sum_{i,j} n_i^h n_j^h i_{i\uparrow} j_{j\uparrow} \mathbf{r}; \end{aligned} \quad (9)$$

where $n_i^h = h_i^y h_i$ is the hole number operator. The physical meanings of the terms in $n_{\mathbf{k}}^i$ are apparent. The number of electrons with spin up and momentum \mathbf{k} is reduced by the amount of holes having the same momentum and by the spin flips in sublattice A . It is increased by the number of spin excitations in sublattice B . The last term is not zero between different components of the spin-polaron wave function, reflecting the inner structure of this quasiparticle, or the kinematic "form-factor". Alternatively, according to Ref. [15], it reflects "the fast movement of the hole inside the bag".

Using $|\psi\rangle$ from Eq. (7), Eq. (9) give

$$\begin{aligned} n_{\mathbf{k}}^i &= \frac{1}{2} + \frac{1}{N} (16 \cdot 2 \cdot \frac{2}{k} + 4 \cdot 2 + 8j \cdot j_{\mathbf{k}}); \\ n_{\mathbf{k}\#}^i &= \frac{1}{2} - \frac{1}{2} \cdot 2 \cdot k_{\mathbf{p}} - \frac{1}{N} 4 \cdot 2; \end{aligned} \quad (10)$$

These simple expressions already contain significant qualitative information about the EMDF for the single-hole ground state. There is a "dip" in $n_{\mathbf{k}\#}^i$ at $\mathbf{k} = \mathbf{P}$ with weight equals to one-half of the quasiparticle residue, corresponding to the centre of the polaron. There is also a constant positive (negative) shift in $n_{\mathbf{k}}^i$ ($n_{\mathbf{k}\#}^i$) due to spin excitations in sublattice B (see Eq. (7)). Although $n_{\mathbf{k}}^i$ does not have any "dips", it does have two other features. One is due to the hole distribution in the "dressed" part of the polaron ($\frac{2}{k}$), and the other is due to

Thus, most features of the single-hole EMDF data reported in Sec. III can be understood using this simplified model. According to Eq. (10) all h_{n_k} scale as $1/N$ except for the dip which scales as $C + \gamma/N$, a result which is employed in the FSS analysis of the ED numerical work.

$$\begin{aligned} \mathfrak{P}_i &= \frac{r}{N} \frac{X}{p} \mathfrak{h}_{A;p}^y \mathfrak{h}_{B;p}^y \mathfrak{P}_i \\ &= \frac{r}{N} \frac{X}{p} \mathfrak{h}_{A;p}^y \mathfrak{h}_{B;p}^y + 4 \sum_q \mathfrak{h}_{B;p}^y \mathfrak{h}_{B;q}^y \mathfrak{a}_{A;q}^y + \sum_q \mathfrak{h}_{A;p}^y \mathfrak{h}_{A;q}^y \mathfrak{a}_{B;q}^y \\ &\quad + 16 \sum_{q,q^0} \mathfrak{h}_{B;p}^y \mathfrak{h}_{A;q}^y \mathfrak{a}_{A;q}^y \mathfrak{a}_{B;q^0}^y \mathfrak{P}_i; \end{aligned} \quad (11)$$
$$m_k i = m_{k^*} i = m_{k^*} i', \quad \frac{1}{2} + \frac{1}{N} \quad {}^2 \left(\frac{d}{k} \right)^2 \quad 16 \quad {}^2 \frac{2}{k} + 8j \quad j_k ; \quad (12)$$

The hole-hole correlation function on different clusters consistently shows a maximum probability for states in which the holes are along the diagonal of an elementary square, i.e., they prefer to be at a distance $\sqrt{2}a$ from one another, where a is the lattice constant. (At first glance, such a configuration should be forbidden by the $d_{x^2-y^2}$ -symmetry of the state. One way to resolve this paradox, as suggested by Poilblanc [68], is to introduce modified creation pair operators $h_{i \times y}^Y n_{i \times y}^Y S_{i \times y}^+$ to the "bare" $h_{i \times y}^Y n_{i \times y}^Y$ pair operator. It is clear that the bound state wave function Eq. (11) includes such combinations naturally.) Calculation of $C(r)$ of Eq. (9) in the ground state given by Eq. (11) gives

For the physical range of $t=J$ 2 3 the weights accumulated in the `\bare` and `\1-string` parts of the polaron wave function are almost identical, 2 ' 4 2 [27,38]. This gives $C(1) \sim C(\frac{1}{2})$, in qualitative agreement with the numerical results.

B . C T approach

1. CT Hamiltonian:

The t - J model Hamiltonian (1) can be rewritten using the spinless-fermion representation for the constrained fermion operators and Holstein-Primakoff [12,14] or Dyson-Maleev [81] representation for the spin operators. These formalisms have been shown to be adequate in treating the nonlinear feature of the kinetic energy term of Eq. (1) properly. Subsequent diagonalization of the spin part of the Hamiltonian by the Bogoliubov transformation naturally includes spin-fluctuations in the ground state.

The essential part of the t - J Hamiltonian rewritten in this way looks like the electron-phonon Hamiltonian for the "usual" polaron problem with an additional direct fermion-fermion interaction term:

$$H_{t-J} = \sum_q \epsilon_q \hat{c}_q^\dagger \hat{c}_q + \sum_{k,q} M_{k,q} \hat{h}_k^\dagger \hat{c}_q \hat{h}_k + H_{\mathcal{L}} + H; \quad (14)$$

$$H = -2J(1 - \frac{1}{2}) \sum_{k,k',q} \hat{h}_k^\dagger \hat{c}_q \hat{h}_{k+q}^\dagger \hat{c}_q \hat{h}_k; \quad (15)$$

where $\hat{h}^\dagger(k)$, $\hat{h}(k)$, are the spinless hole and magnon operators, respectively, $\epsilon_q = 2J(1 - \frac{1}{2})^{1/2}$ is the spin-wave energy, $M_{k,q} = 4t(\epsilon_k - \epsilon_{k+q} U_q + \epsilon_k V_q)$, U_q, V_q are the Bogoliubov transformation parameters, $\epsilon_k = (\cos k_x + \cos k_y)/2$, $U_q = \frac{1}{2}(V_q^2 - U_q^2) = 0.08$. H is an effective hole-hole attraction due to minimization of the number of broken AF bonds. Two important differences make the t - J version of the polaron problem much more difficult to study: (i) the absence of "bare" dispersion term of the hole [82], and (ii) the essentially non-local character of the hole-magnon interaction, because each process of emitting (absorbing) a magnon is associated with an intersite hole hopping.

The CT approach has been applied to the spin-polaron Hamiltonian of Eq. (14) in Ref. [19]. The generator of the CT was proposed to be in the form

$$S = \sum_{k,q} f_k M_{k,q} \hat{h}_k^\dagger \hat{c}_q \hat{h}_k + H_{\mathcal{L}}; \quad (15)$$

where f_k is the parameter of the transformation, and in Ref. [19] f_k was chosen to minimize the single hole energy, viz.

$$\frac{\partial}{\partial f_k} \sum_{k^0} E_{k^0} = 0; \quad (16)$$

The negligible role of the higher order hole-magnon vertices in the transformed Hamiltonian was demonstrated and it was argued that the initially strong hole-magnon interaction in Eq. (14) is transferred mainly into a hole "dressing" and into the hole-hole interaction. Thus, for a wide region of $t=J$ one can restrict one's considerations to the effective Hamiltonian

$$H_{eff} = \sum_k E_k \hat{h}_k^\dagger \hat{h}_k + \sum_q \epsilon_q \hat{c}_q^\dagger \hat{c}_q + \sum_{k,k',q} V_{k,k',q} \hat{h}_k^\dagger \hat{c}_q \hat{h}_{k+q}^\dagger \hat{c}_q \hat{h}_k + \sum_{k,q} F_{k,q} M_{k,q} \hat{h}_k^\dagger \hat{c}_q \hat{h}_k + H_{\mathcal{L}}. \quad (17)$$

where E_k and ϵ_q are the polaron and magnon energies respectively, $V_{k,k',q}$ is the direct polaron-polaron interaction, $M_{k,q}$ is the bare hole-magnon vertex, and $F_{k,q}$ is the renormalization form-factor which is close to zero at large q , and is constant ($\approx 0.2 - 0.4$) at small q . The last term, which corresponds to the interaction of the hole with long-range spin waves, has been left in the effective Hamiltonian in this form to account for the retardation effect in the polaron-polaron spin-wave exchange. Also, short-range spin-wave exchange has been converted to the direct polaron-polaron interaction. The polaron energy E_k and the weights of the components of the polaron's wave function have been compared with the results of the other works, especially SCBA results, and very good agreements were found. Since the derivation of the single polaron energy and the polaron-polaron interaction in the framework of CT approach are the same, one can hope that the effective Hamiltonian of Eq. (17) properly describes the interaction between the low-energy excitations of the t - J model.

2. Our calculations using the CT approach

We are interested in the ground state with total spin $S_{tot}^z = 1/2$ ($S_{tot}^z = 0$) for the single-hole (two-hole) case in an AF ordered system. Thus, it is necessary to use a two-sublattice representation for the fermions and bosons [19].

In the two-sublattice representation there are two types of holes and magnons, both defined inside the first magnetic Brillouin zone, whereas in the one-sublattice representations holes and magnons are defined inside the full Brillouin zone. In the previous subsection we used the latter for the sake of simplifying notations. There is a simple relation between these two representations:

$$\begin{aligned} h_k &= (f_k + g_k) = \frac{P}{2}; & h_{k+} &= (f_k - g_k) = \frac{P}{2}; \\ a_q &= (c_q + c_{-q}) = \frac{P}{2}; & a_{q+} &= (c_q - c_{-q}) = \frac{P}{2}; \end{aligned} \quad (18)$$

where f_k and g_k correspond to the hole excitations in the A and B sublattices respectively. c_q and c_{-q} are the two branches of the Bogoliubov spin-wave excitations.

The correlation functions $\langle h_k \rangle$ and $C(r)$ expressed in terms of the averages of the hole and magnon operators are

$$\begin{aligned} \langle h_k \rangle &= \frac{N}{2} \left((1 - \langle h_k^y f_k \rangle) \sum_q \langle h_{k+q}^y g_{k+q} \rangle V_q^2 + \sum_q \langle h_{-q}^y c_q \rangle \langle h_{-q}^y c_{-q} \rangle \right. \\ &\quad \left. + \langle h_k^y f_k \rangle \sum_q g_{k+q} \left(\frac{1}{2} U_q + \frac{1}{2} V_q \right) + H.c. \right); \\ \langle h_{k\#} \rangle &= \frac{N}{2} \left((1 - \langle h_k^y g_k \rangle) \sum_q \langle h_{k+q}^y f_{k+q} \rangle V_q^2 + \sum_q \langle h_{-q}^y c_q \rangle \langle h_{-q}^y c_{-q} \rangle \right. \\ &\quad \left. + \langle h_k^y g_k \rangle \sum_q f_{k+q} \left(\frac{1}{2} U_q + \frac{1}{2} V_q \right) + H.c. \right); \\ C(r) &= \frac{1}{N_h N_E(r)} \sum_{i,j} \langle h_i^h h_j^h \rangle_{ijr}; \quad h = f(g); \text{ when } i \in fA(g \in fB); \end{aligned} \quad (19)$$

where $\sum_q V_q^2 = 0.19$. The negligible contribution of the higher order terms (in the number of magnons) to $\langle h_k \rangle$ has been checked and these terms are omitted.

It is interesting to compare these expressions with those for the Ising limit of the model given in Eq. (10). The number of holes in sublattice A (reducing the number of electrons with spin up) is decreased by the spin fluctuations (first term), but due to the same effect the reduction in $\langle h_k \rangle$ can be done by the holes in the sublattice B (second term). The third term takes into account an imbalance of the number of spin excitations of different types. The last term is nonzero for the "interstring" processes (now "strings" are just the components of the wave function with the spin excitations).

Using the CT generator of Eq. (15) one obtains the wave function of the spin polaron ($S_{\text{tot}}^z = +1=2$)

$$|j\rangle = \frac{1}{N} \sum_p g_p^y |j\rangle = \frac{1}{N} e^S \sum_p g_p^y |j\rangle = \frac{1}{N} \sum_p a_p g_p^y + \sum_q b_{p,q} f_p^y c_{-q}^y + \sum_{q,q^0} c_{p,q,q^0} g_p^y c_{-q}^y c_{-q^0}^y + \dots |j\rangle \quad (20)$$

Here, $a_p^2 = Z_p < 1$ is the quasiparticle residue. An explicit expression for the exact spin-polaron wave function within the SCBA was written in Ref. [24] in the same form. The ground state momenta for the spin-polaron in the pure t-J model are ($\pm 2; \pm 2$).

Then, using Eq. (20) the single-hole EMDF is found to be given

$$\begin{aligned} \langle h_k \rangle &= \frac{1}{2} + \frac{1}{N} \left((1 - \langle h_{p,p}^2 \rangle) a_p^2 V_p^2 + \sum_{q,q^0} c_{p,q,q^0}^2 c_{-q}^2 c_{-q^0}^2 V_q^2 \right. \\ &\quad \left. + \sum_q b_{p,q}^2 - 2 a_p b_{p,p} U_p + \sum_q b_{p,p} c_{p,q} V_q \right); \\ \langle h_{k\#} \rangle &= \frac{1}{2} - \frac{1}{2} \sum_{k,p} (1 - \langle a_p^2 \rangle) + \frac{1}{N} \left((1 - \langle h_{p,p}^2 \rangle) \sum_q c_{p,q,p}^2 c_{-q}^2 + \sum_q b_{p,p}^2 c_{-q}^2 V_q^2 \right. \\ &\quad \left. + \sum_q b_{p,q}^2 - 2 \sum_q b_{p,p} c_{p,q} U_q + \sum_q b_{p,p} c_{p,q} V_q \right); \end{aligned} \quad (21)$$

As we will show below, these expressions give good quantitative agreements with numerical data. As before, $\langle h_{k\#} \rangle$ shows a "dip" at $k = P$ with a weight proportional to the quasiparticle residue due to the centre of the polaron.

example of Eq. (11). It has higher harmonics, which have substantial weight for realistic $t=J$. In what follows we show that our comparison leads us to the conclusion that the large higher harmonics of ψ_p^d play an important role in determining the behaviour of $C(r)$ and h_k .

Note that for the representative value $J=t=0.3$ about 42% of the polarons in the bound state are located at the nearest-neighbour sites and less than 2% are farther than 7 lattice spaces. An interesting feature of this distribution is that the probability in finding the second polaron at a certain distance from the first falls off slower along the x and y directions. Thus, the weight of the $(3;0)$ ($\cos(3p_x) \cos(3p_y)$) harmonic of ψ_p^d is rather large (20%), whereas the weight of $(1,2)$ ($\cos(p_x - 2p_y) \cos(2p_x - p_y)$) component is less than 5%.

Finally, relating the previous forms of the wave function (in terms of creation operators of holes and magnons) Eq. (26) becomes

$$\begin{aligned} \psi_i &= \frac{1}{N} \sum_p \psi_p^d e^{iS} f_p^y g_p^y \psi_i = \frac{1}{N} \sum_p \psi_p^d \hat{\gamma}_0^y(p) + \hat{\gamma}_1^y(p) + \hat{\gamma}_2^y(p) + \dots \psi_i \\ \hat{\gamma}_0^y(p) &= A_p^{(1)} f_p^y g_p^y + \sum_q A_{p;q}^{(2)} g_q^y f_{k+q}^y + \sum_{q;q^0} A_{p;q;q^0}^{(3)} f_k^y g_{-q-q^0}^y + \dots \\ \hat{\gamma}_1^y(p) &= \sum_q B_{p;q}^{(1)} f_p^y f_{p-q}^y + \sum_{q^0} B_{p;q;q^0}^{(2)} f_{p-q^0}^y f_{p+q^0}^y + \dots \frac{y}{q} \\ &\quad + \sum_q B_{p;q}^{(1)} g_p^y g_{p-q}^y + \sum_{q^0} B_{p;q;q^0}^{(2)} g_{p+q^0}^y g_{p-q^0}^y + \dots \frac{y}{q} \\ \hat{\gamma}_2^y(p) &= \sum_{q;q^0} C_{p;q;q^0}^{(1)} f_p^y g_{-q-q^0}^y + C_{p;q^0;q}^{(1)} f_{p-q^0}^y g_{p-q}^y + \sum_{p;q;q^0} C_{p;q;q^0}^{(2)} g_p^y f_{p-q^0}^y + \dots \frac{y}{q} \frac{y}{q^0} \end{aligned} \quad (27)$$

where the subscripts n of $\hat{\gamma}^n$ indicate the number of magnons in the corresponding component of the wave function.

Results of the EMDF and $C(r)$ in Eq. (19) for the ground state of Eq. (27) are given in full detail in the Appendix. In the next section we use these expressions to compare this theory with the numerical data discussed earlier in this paper.

V. COMPARISON OF NUMERICAL AND ANALYTICAL RESULTS

This section summarizes the comparison of our numerical ED data with the analytical results obtained from the CT approach. We focus on the EMDF for one and two holes, the binding energy, and the hole-hole correlation function for two holes. These provide a representative juxtaposition of results obtained from these two techniques, and probe in detail the correlations found in the ground states.

Figures 11, 12, 13, 14 show our analytical results for the single-hole EMDF (Eq. (21)) together with the 32-site ED data. Solid lines are guides to the eye. The agreement is excellent for both spin directions. The differences between the h_{nk} numerical and analytical data at $(0;0)$ and $(\pi; \pi)$ can be attributed to the fact that the CT quasiparticle residue $Z_k = a_k^2$ at these points is larger than the "exact" values (e.g., SCBA). As one can see from Eq. (21), this leads to lower values of h_{nk} . The agreement of the h_{nk} quantities away from $k = P$ is better because the role of the background does not depend on a_k . The "antidips" in the analytical results are marked by the cross notifying that these points were calculated from Eq. (21) using finite gap value in the magnon spectrum [87].

As we discussed in Sec. IV, the internal structure of the spin polaron is made evident in the EMDF through the "normal" and "interstring" terms. The normal terms reflect the distribution of the hole inside of the spin-polaron wave function, viz. strings of different length. Interstring matrix elements are non-zero for h_{nk} due to the specific structure of the spin polaron. They make a contribution to the EMDF Eqs. (10), (21) which is asymmetric under the transformation $k \rightarrow k + Q$. These asymmetric terms are responsible for the dome shape of h_{nk} , i.e., as was proposed in Ref. [15], thus showing that it is not related to a Fermi surface signature.

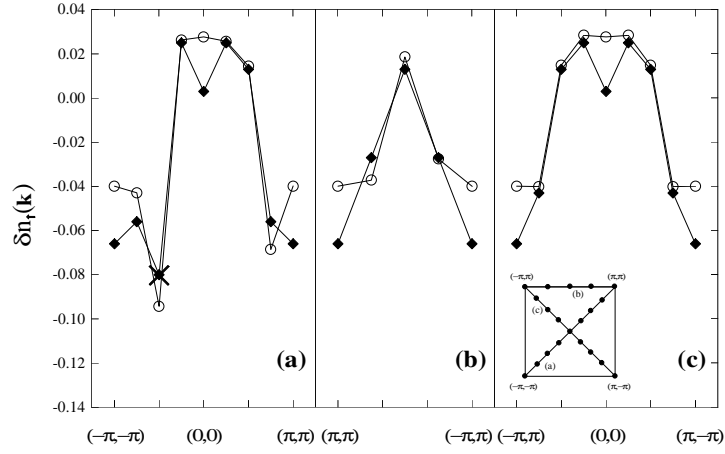


FIG. 11. Comparison of the numerical (open circles) and analytical (filled diamonds) results for $\langle n_i \rangle$ in the single-hole ground state at $J=t=0.3$ along the lines shown in the inset (($-\pi, -\pi$) \rightarrow ($0,0$) \rightarrow (π, π))! ((π, π) \rightarrow ($-\pi, \pi$) \rightarrow ($0,0$))! (($-\pi, \pi$) \rightarrow ($0,0$) \rightarrow ($\pi, -\pi$)). Solid lines are a guides to the eye.

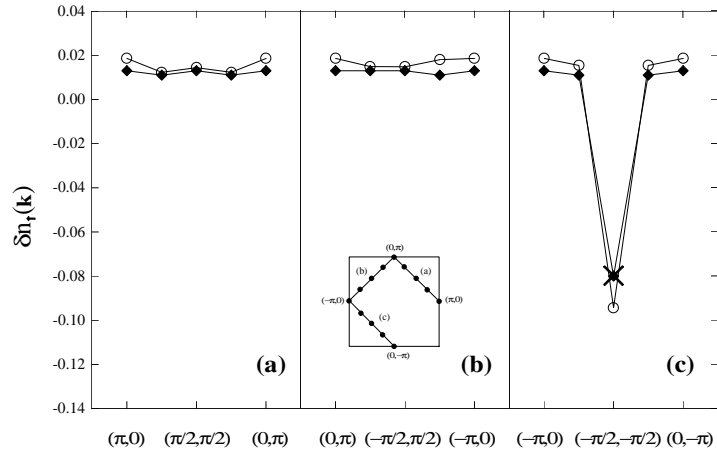


FIG. 12. The same as in Fig. 11 along the lines (($\pi, 0$) \rightarrow ($\pi/2, \pi/2$) \rightarrow ($0, \pi$))! (($0, \pi$) \rightarrow ($-\pi/2, \pi/2$) \rightarrow ($-\pi, 0$))! (($-\pi, 0$) \rightarrow ($-\pi/2, -\pi/2$) \rightarrow ($0, -\pi$)).

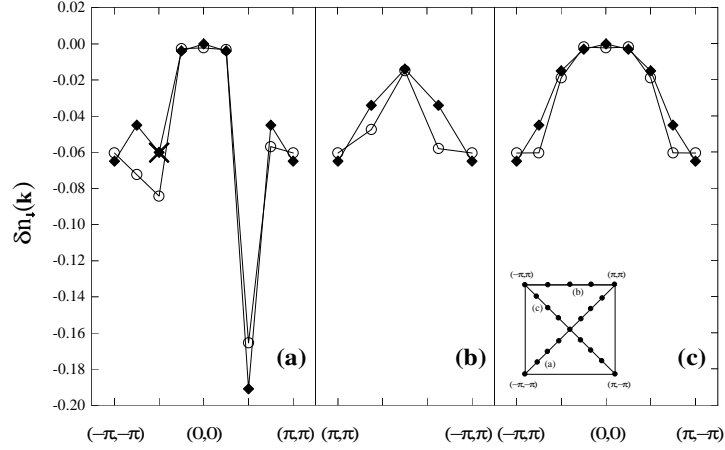


FIG. 13. Comparison of the numerical (open circles) and analytical (filled diamonds) results for $\langle n_{k\#} \rangle$ in the single-hole ground state at $J=t=0.3$ along the lines shown in the inset ((π, π); ($0,0$); (π, π))! ((π, π); ($0,0$); ($-\pi, \pi$))! (($-\pi, \pi$); ($0,0$); ($-\pi, -\pi$)). Solid lines are a guides to the eye.

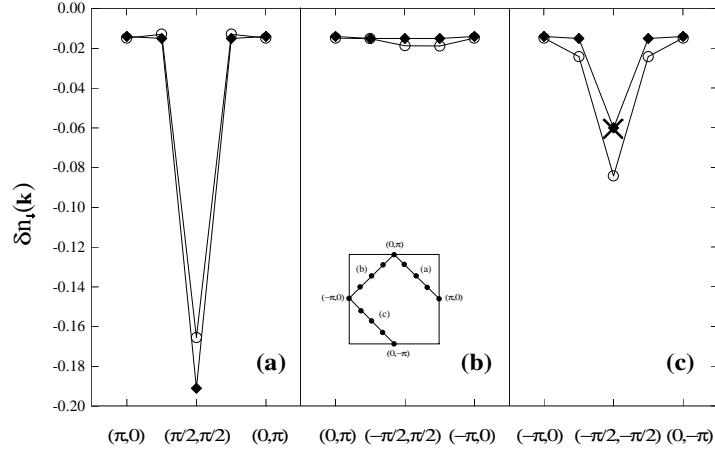


FIG. 14. The same as in Fig. 13 along the lines (($\pi, 0$); ($0, \pi$); ($\pi/2, \pi/2$))! (($0, \pi$); ($-\pi/2, \pi/2$); ($-\pi, 0$))! (($-\pi, 0$); ($-\pi/2, -\pi/2$); ($0, -\pi$)).

The $J=t$ dependence of the single-hole EMDF data has been extensively studied in Ref. [58] for smaller systems. As we already noted in Sec. IV, Eq. (21) naturally describes the results of these studies and of the observations made in Sec. IIIA. To be specific, the depth of the "dip" is proportional to Z_p , and thus $\langle n_{p\#} \rangle$ must follow the $J=t$ dependence of Z_p (result of Ref. [58]). Also, the background must be getting weaker for larger $J=t$ because less hole weight is accumulated in the string cloud. The smaller values and stronger $J=t$ dependence of $\langle n_{\#} \rangle$ and $\langle n_{anti\#} \rangle$ are due to the second and third components of the spin-polaron wave function involved in the formation of the $\langle n_{k\#} \rangle$ background, which are more sensitive to $J=t$.

Now we consider two hole results, beginning with the binding energy. This quantity for d-wave bound states was obtained numerically and analytically at a variety of $J=t$. For $J=t=0.3$ it was found that $E_b^{ED} = 0.05t$ and $E_b^{CT} = 0.02t$. As discussed before, the absence of a simple scaling law for E_b does not allow one to produce a reliable estimate of its thermodynamic limit at small $J=t$. Nevertheless, we believe that the close agreement of the

energies supports the idea that the systems under study represent the same physics. A simple 1-N FSS for the larger $J=t = 1.0$, where the size of the bound state is smaller and it is hoped that such a FSS will be more credible, gives a thermodynamic value of $E_b^{ED} = 0.32t$ (Fig. 6(b)), which is very close to the theoretical result $E_b^{CT} = 0.38t$.

Figure 7(a) shows our results for the hole-hole correlation function $C(r)$ for two holes in the d-wave bound state, for $J=t = 0.3$. This expectation value is calculated firstly for a bulk lattice, and then mapped onto the equivalent sites of a 32-site cluster with periodic boundary conditions. This enforces that the analytical work approximates some of the finite-size effects of our ED numerics, and facilitates a more natural comparison between the two. Very similar trends are found in both results, with the correlation function decreasing quite similarly with the distance.

Both numerical and analytical results data show that about 45% of the time the holes prefer to stay at the nearest and next-nearest neighbour distances. That our analytical work produces such behaviour is not inconsistent with our statement regarding the form of ψ_p^d Eq. (26): the centres of the polarons are indeed restricted to be on opposite sublattices, but the holes are almost equally distributed on both sublattices, with the maximum probability of separation being at $\sqrt{2}$. In fact, our analysis of the harmonics in ψ_p^d given in Table I shows that about 40% of the polarons in the bound state are separated by one lattice constant. Thus, the peak of $C(r)$ at $r = \sqrt{2}$ arises from the components of the wave function with "strings" of length one. Clearly, the spin-polaron picture provides a natural explanation for the $\sqrt{2}$ -paradox found here and in earlier numerical studies.

Table I. Amplitudes ($C_{2n-1;2m}$) and weights ($C_{2n-1;2m}^2$) of the harmonics in the spin-polaron bound state wave function Eq. (26). Weights are directly related to the polaron-polaron spatial distribution function: $P(r_{11^0}) = \frac{1}{z_{11^0}} C_{11^0}^2$, $z_{11^0} = 4; 8$ is the coordination number. 1 and l^0 belong to different sublattices

| $(2n-1; 2m)$ | $C_{2n-1;2m}$ | $C_{2n-1;2m}^2, \%$ |
|-----------------|---------------|---------------------|
| (1;0) | 0.642 | 41.3 |
| (1;2) + (1; -2) | 0.215 | 4.6 |
| (3;0) | 0.444 | 19.7 |
| (3;2) + (3; -2) | 0.320 | 10.2 |
| (5;0) | 0.240 | 5.8 |

We believe that there are two reasons for the analytical $C(1)$ being slightly larger than $C(\sqrt{2})$. A treatment of the t - J model based on the spinless hole representation involves some unphysical states with the hole and spin excitations being at the same site. The number of processes leading to such states increases when the polarons are close to each other and hence $C(1)$ grows. Secondly, the CT approach slightly overestimates bare hole weight.

An additional maximum in our analytical $C(r)$ at $r = 3$ is closely connected to the second important harmonic in the CT $d_{x^2-y^2}$ bound state ($\cos(3p_x) - \cos(3p_y)$). We cannot explain the absence of such a peak in the ED results — for example, we have been unable to estimate the finite size effect on individual harmonics in the two-hole wave function.

Figure 7(b) demonstrates a better agreement at $J=t = 0.8$ when the size of the bound state is small. In this case the correlation falls rapidly with distance and thus the "bulk to cluster" mapping does not alter the analytical data. Therefore, in the large $J=t$ limit we find the expected result that a spin-polaron approach adequately describes the physics.

The EMDF for two holes shows an equally satisfactory comparison, as seen in Figure 15. The behaviour of h_{n_k} involves the combined effects of (i) the internal structure of the polarons, (ii) the d-wave symmetry bound state, and (iii) higher harmonics in the bound-state wave function. We now elaborate on these features.

As we argued in Sec. III B, the quantity $n^{2\text{hole}} = (\ln_{(0;0)} i - \ln_{(\pi;\pi)} i) / (n_{\#}^{1\text{hole}} + n_{\#}^{1\text{hole}})$ shows that the overall background deviation is mainly irrelevant to the bound-state k -structure. The worst agreement between ED and CT analytics for the (0;0) and $(\pi;\pi)$ points (Fig. 15) is again due to the $Z_{k=0}$ problem within the CT approach.

Next we focus on the features along the ABZ boundary which, as we discussed before, are not disguised by kinematic effects (all asymmetric and most of the "normal" terms are zero on this line) and can be directly related to the form of ψ_p^d in Eq. (26). Our analytical and numerical h_{n_k} results have a local maximum at $k = (\pi/2; \pi/2)$, and have a minimum at $(3\pi/4; 3\pi/4)$ and $(\pi/4; 3\pi/4)$. The first feature can be explained by the d-wave symmetry of the bound state. The EMDF is reduced from its half-filled value of 1/2 when holes occupy that momentum state. However, as shown in Eq. (12), the EMDF consists of terms proportional to $(\frac{d}{k})^2$, which is identically zero at $(\pi/2; \pi/2)$. Thus, h_{n_k} must show a local maximum ($=0$) at this wave vector, so one cannot find any direct remnant of hole pockets for $d_{x^2-y^2}$ -wave symmetry bound state.

A second feature that we observe in both analytical and numerical results, viz. the minimum along the ABZ boundary between $(\pi/2; 0)$ and $(\pi/2; \pi/2)$, can be related to the particular form of ψ_p^d . Analytically, this quantity has large and apparently important higher harmonics (see Table I and Eq. (26)), and it is the competition between the

different harmonics that produces the maximum hole number between $(\pi/2; \pi/2)$ and $(3\pi/4; 3\pi/4)$. Our analytical work shows that the hole number is actually maximized along the ABZ boundary very close to $(\pi/2; \pi/2)$, roughly at $(0.45; 0.55)$. It is unclear if experiments could resolve this feature.

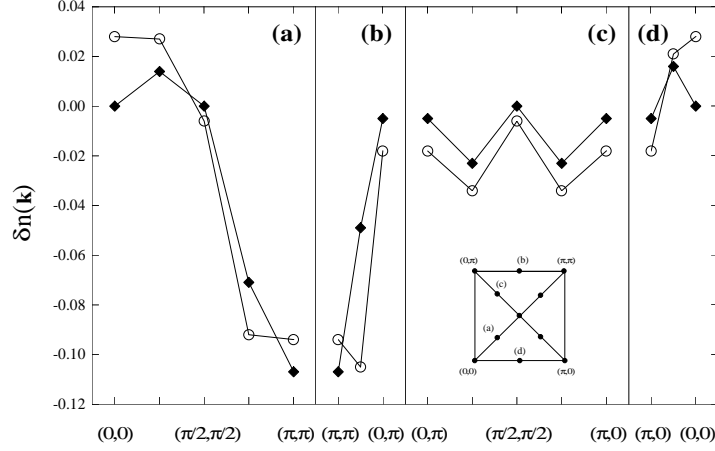


FIG. 15. Comparison of the numerical (open circles) and analytical (filled diamonds) results for h_{n_k} in the two-hole ground state at $J=t=0.3$ along the lines shown in the inset $(0;0) \rightarrow (\pi/2; \pi/2) \rightarrow (\pi; \pi) \rightarrow (\pi; \pi) \rightarrow (0; \pi) \rightarrow (0; \pi) \rightarrow (\pi/2; \pi/2) \rightarrow (\pi; 0) \rightarrow (\pi; 0) \rightarrow (0; 0)$. Solid lines are a guides to the eye.

VI. CONCLUSIONS

Summarizing, we have presented new ED numerical data for up to two holes in the t - J model for the largest cluster for which such calculations can be completed presently. Then, we compared these results with new analytical expressions based on the canonical transformation approach to the t - J model. We find good agreement for the binding energy, the EMDF for one and two holes, and the hole-hole spatial correlation function. We consider this to lend strong support to the validity of the quasiparticle Hamiltonian derived in Ref. [19], thus supporting the contention that the spin-polaron description of the quasiparticles in the t - J model is correct at least at low hole concentration.

Certain characteristics in the correlation functions we studied are direct consequences of some features of the corresponding ground state wave functions. For example, the dip in the single-hole spin- $\frac{1}{2}$ EMDF is related to the centre of the spin polaron, whereas the dome structure of the 1- and 2-hole EMDF is due to the inter-string matrix elements of \ln_k . The large correlation between the holes in the d-wave bound state at a distance of $\sqrt{2}$ is due to the significant weight of the shortest string in the spin-polaron wave function. Analytical results for the FSS of the EMDF show a $1/N$ scaling at almost all k -points except at the single-hole ground state P (Eqs. (10), (12), (21)), in agreement with what is shown in Sec. III for the ED data. Those k -points which are influenced by the long-range physics of the system are shown to have more complicated scaling laws [see Eqs. (22), (24)]. The role of the higher harmonics and the effect of the size of the bound state on the EMDF and the hole-hole correlation function for the two-hole problem are also discussed.

ACKNOWLEDGMENTS

We would like to thank Martin Letz, Frank Marsiglio, T.-K. Ng and Oleg Sushkov for helpful comments. We are grateful to R. Eder for correspondence and for supplying us with useful references. This work was supported by the RGC of Hong Kong, and the NSERC of Canada. The 32-site ED work was completed on the Intel Paragon at HKUST.

Amplitudes of the components of the two-hole wave function (27) $A^{(n)}$; $B^{(n)}$; $C^{(n)}$ can be expressed through the a ; b ; c components of the single-hole wave function (20):

$$\begin{aligned} A_k^{(1)} &= a_k^2; \quad A_{k;q}^{(2)} = 2b_{k;q}b_{k+q;q}; \quad A_{k;q;q^0}^{(3)} = c_{k;q;q^0}c_{k+q+q^0;q^0;q} \\ B_{k;q}^{(1)} &= a_kb_{k;q}; \quad B_{k;q;q^0}^{(2)} = b_{k;q^0}b_{k-q^0;q}b_{k+q^0;q^0} \\ C_{k;q;q^0}^{(1)} &= \frac{1}{2}a_kc_{k;q;q^0}; \quad C_{k;q;q^0}^{(2)} = b_{k;q}b_{k-q;q^0}; \end{aligned} \quad (A 1)$$

a_k ; $b_{k;q}$, and $c_{k;q;q^0}$ within the CT approach are the products of $M_{k;q}$'s (14), f_k 's, and different integrals of their combinations as described in Ref. [19]. f_k is the transformation parameter obtained from Eq. (16).

Using Eq. (19) and the bound state wave function (27) one can get E M D F for the two-hole ground state

$$\begin{aligned} \ln_k i' &= \frac{1}{2} + \frac{1}{N} \ln_k^{\text{even}} i + 2 \ln_k^{\text{odd}} i \\ \ln_k^{\text{even}} i &= F A_k^2 + \sum_q F B_{k;q}^2 + \sum_{q;q^0} F C_{k;q;q^0}^2 \\ \ln_k^{\text{odd}} i &= \sum_q F B_{k;q} U_q F A_{k+q} + \sum_q F A_k V_q F B_{k;q} \\ &\quad + \sum_{q;q^0} F C_{k;q;q^0} U_{q^0} F B_{k+q+q^0;q} + \sum_{q^0} \sum_q F B_{k;q^0} V_q F C_{k+q^0;q;q^0}; \end{aligned} \quad (A 2)$$

where

$$\begin{aligned} F A_k &= d_k A_k^{(1)} + \sum_q d_{k+q} A_{k+q;q}^{(2)} + \sum_{q;q^0} d_{k+q+q^0} A_{k+q+q^0;q^0;q}^{(3)} \\ F B_{k;q} &= d_k B_{k;q}^{(1)} + d_{k+q} B_{k+q;q}^{(1)} + \sum_{q^0} d_{k+q+q^0} B_{k+q+q^0;q^0;q}^{(2)} + d_{k+q^0} B_{k+q^0;q;q^0}^{(2)} \\ F C_{k;q;q^0} &= d_{k+q+q^0} C_{k+q+q^0;q^0;q}^{(1)} + d_k C_{k;q^0;q}^{(1)} + d_{k+q^0} C_{k+q^0;q;q^0}^{(2)}; \end{aligned} \quad (A 3)$$

Hole-hole correlation function (19) in the bound state (27) is given by

$$\begin{aligned} C(r_{ij}) &= \begin{cases} C^{00}(r_{ij}) + C^{22}(r_{ij}) = h_2 j_i^f j_j^g \mathcal{P}_i; & \text{when } i+j = 2n-1 \\ C^{11}(r_{ij}) = h_2 j_i^f j_j^f \mathcal{P}_i; & \text{when } i+j = 2n \end{cases} \\ C^{00}(r_{ij}) &= \sum_k d_k A_k^{(1)} \cos[kr_{ij}] + \sum_q A_{k;q}^{(2)} \cos[(k-q)r_{ij}] + \sum_{q;q^0} A_{k;q;q^0}^{(3)} \cos[(k-q-q^0)r_{ij}] \\ C^{11}(r_{ij}) &= \sum_{k;p} d_k d_p \sum_q B_{k;q}^{(1)} B_{p;q}^{(1)} \cos[(k-p)r_{ij}] \cos[(k+p+q)r_{ij}] \\ &\quad + 2 B_{k;q}^{(1)} \sum_{q^0} B_{k;q;q^0}^{(2)} \cos[(k-p+q+q^0)r_{ij}] \cos[(k+p-q^0)r_{ij}] \\ C^{22}(r_{ij}) &= \sum_{k;p} d_k d_p \sum_{q;q^0} C_{k;q;q^0}^{(1)} C_{p;q;q^0}^{(1)} + C_{k;q^0;q}^{(1)} C_{p;q^0;q}^{(1)} + C_{k;q;q^0}^{(2)} C_{p;q;q^0}^{(2)} \cos[(k-p)r_{ij}] \\ &\quad + 2 C_{k;q^0;q}^{(1)} C_{p;q^0;q}^{(1)} \cos[(k-p+q+q^0)r_{ij}] - 2 C_{k;q^0;q}^{(2)} C_{p;q;q^0}^{(1)} \cos[(k+p-q^0)r_{ij}] \\ &\quad - 2 C_{k;q;q^0}^{(2)} C_{p;q^0;q}^{(1)} \cos[(k+p+q^0)r_{ij}] \end{aligned} \quad (A 4)$$

-
- On leave from the Institute of Semiconductor Physics, Novosibirsk, 630090, Russia.
- [1] P.W. Anderson, Science 235, 1196 (1987).
 - [2] For a recent review, see E.Dagotto, Rev.Mod.Phys. 66, 763 (1994).
 - [3] F.C.Zhang and T.M.Rice, Phys.Rev.B 37, 3759 (1988).
 - [4] B.O.Wells, et al., Phys.Rev.Lett. 74, 964 (1995).
 - [5] P.W.Leung, B.O.Wells, and R.J.Gooding, Phys.Rev.B 56, 6320 (1997).
 - [6] A.Nazarenko, K.J.E.Vos, S.Haas, E.Dagotto, and R.J.Gooding, Phys.Rev.B 51, R8676 (1995).
 - [7] V.I.Belinicher, A.L.Chernyshev, and V.A.Shubin, Phys.Rev.B 54, 14914 (1996).
 - [8] K.J.E.Vos and R.J.Gooding, Z.Phys.B 101, 79 (1996).
 - [9] P.W.Anderson, Adv.in Phys. 46, 3 (1997).
 - [10] P.W.Leung and R.J.Gooding, Phys.Rev.B 52, R15711 (1995); *ibid* 54, 711 (1996); in "Proceedings of the 10th Anniversary HTS Workshop on Physics, Materials and Applications", p. 525, ed. by B.Batlogg et al. (World Scientific, Singapore, 1996).
 - [11] L.N.Bulaevskii, E.L.Nagaev, and D.I.Khomskii, Sov.Phys.JETP 27, 638 (1967).
 - [12] C.L.Kane, P.A.Lee, and N.Read, Phys.Rev.B 39, 6880 (1989).
 - [13] Z.Liu and E.M.anousakis, Phys.Rev.B 45, 2425 (1992); *ibid.*, 51, 3156 (1995).
 - [14] G.Martinez and P.Horsch, Phys.Rev.B 44, 317 (1991).
 - [15] R.Eder and K.W.Becker, Phys.Rev.B 44, 6982 (1991).
 - [16] R.Eder and P.Wobbel, Phys.Rev.B 47, 6010 (1993).
 - [17] R.Eder, Phys.Rev.B 45, 319 (1992); P.Wobbel and R.Eder, Phys.Rev.B 49, 1233 (1994).
 - [18] J.A.Riera and E.Dagotto, Phys.Rev.B 55, 14543 (1997).
 - [19] V.I.Belinicher, A.L.Chernyshev, and V.A.Shubin, Phys.Rev.B 56, 3381 (1997); the extended version of the paper (cond-mat/9611001).
 - [20] W.F.Brinkman and T.M.Rice, Phys.Rev.B 2, 1324 (1970).
 - [21] S.Schmitt-Rink, C.M.Varma, and A.E.Ruckenstein, Phys.Rev.Lett., 60, 2793 (1988).
 - [22] F.Marsiglio, A.E.Ruckenstein, S.Schmitt-Rink, and C.M.Varma, Phys.Rev.B, 43, 10882 (1991).
 - [23] S.Trugman, Phys.Rev.B 37, 1597 (1988); *ibid.*, 41, 892 (1990).
 - [24] G.Reiter, Phys.Rev.B 49, 1536 (1994).
 - [25] R.Eder and K.W.Becker, Z.Phys.B, Condensed Matter 78, 219 (1990); *ibid.*, 79, 333 (1990); R.Eder, K.W.Becker, and W.H.Stephani, *ibid.*, 81, 33 (1990).
 - [26] E.Dagotto and J.R.Schrieffer, Phys.Rev.B, 43, 8705 (1991).
 - [27] O.P.Sushkov, Sol.State.Comm. 83, 303 (1992).
 - [28] A.V.Dotsenko, (to be published in Phys.Rev.B 57, (1998).
 - [29] J.Bala, A.M.Oles, and J.Zaanen, Phys.Rev.B 52, 4597 (1995).
 - [30] B.Shraiman and E.Siggia, Phys.Rev.Lett. 61, 467 (1988); *ibid*, Phys.Rev.B 42, 2485 (1990).
 - [31] O.A.Starykh and G.Reiter, Phys.Rev.B 53, 2517 (1996).
 - [32] A.Ramasak and P.Horsch, Phys.Rev.B 48, 10559 (1993).
 - [33] N.M.Palakida, P.Horsch, A.Liechtenstein, and V.S.Oudovenko, Phys.Rev.B 55, 11997 (1997).
 - [34] R.Eder and Y.Ohta, Phys.Rev.B 50, 10043 (1994).
 - [35] B.Shraiman and E.Siggia, Phys.Rev.Lett. 60, 740 (1988).
 - [36] M.Kuchiev and O.Sushkov, Physica C, 218, 197 (1993).
 - [37] J.R.Schrieffer, X.-G.Wen, and S.-C.Zhang, Phys.Rev.Lett. 60, 944 (1988); A.Kampf and J.R.Schrieffer, Phys.Rev.B 41, 6399, (1990); J.R.Schrieffer, X.-G.Wen, and S.-C.Zhang, *ibid.*, 39, 11663 (1989).
 - [38] V.Flambaum, M.Kuchiev, and O.Sushkov, Physica C, 227, 267 (1994); V.I.Belinicher, A.L.Chernyshev, A.V.Dotsenko, and O.P.Sushkov, Phys.Rev.B 51, 6076 (1995).
 - [39] E.Dagotto, A.Nazarenko, and A.Moreo, Phys.Rev.Lett. 74, 310 (1995); A.Nazarenko, A.Moreo, E.Dagotto, and J.Riera, Phys.Rev.B 54, 768 (1996).
 - [40] B.Shraiman and E.Siggia, Phys.Rev.B 40, 9162 (1989).
 - [41] A.Chernyshev, A.Dotsenko, and O.Sushkov, Phys.Rev.B 49, 6197 (1994).
 - [42] O.Sushkov, Phys.Rev.B 49, 1250 (1994).
 - [43] D.Frenkel and W.Hanke, Phys.Rev.B 42, 6711 (1990).
 - [44] J.Bonca, P.Prelvsek, and I.Sega, Phys.Rev.B 39, 7074 (1989).
 - [45] D.Poiblanc and E.Dagotto, Phys.Rev.B 42, 4861 (1990).
 - [46] J.A.Riera and A.P.Young, Phys.Rev.B 39, 9697 (1989).
 - [47] Y.Hasegawa and D.Poiblanc, Phys.Rev.B 40, 2035 (1989).

- [48] E. Dagotto, A. Moreo, R. Joynt, S. Bacci, and E. Gagliano, Phys. Rev. B 41, 2585 (1990); *ibid.*, 41, 9049 (1990); E. Gagliano, S. Bacci, and E. Dagotto, *ibid.*, 42, 6222 (1990).
- [49] E. Dagotto, J. A. Riera, and A. P. Young, Phys. Rev. B 42, 2347 (1990).
- [50] J. A. Riera, Phys. Rev. B 43, 3681 (1991).
- [51] H.-Q. Ding, Physica C 203, 91 (1992).
- [52] T. Barnes, A. E. Jacobs, M. D. Kovarik, and W. G. Macready, Phys. Rev. B 45, 256 (1992).
- [53] V. Elser, D. A. Huse, B. Shraiman, and E. Siggia, Phys. Rev. B 41, 6715 (1990).
- [54] K. J. von Szczepanski, P. Horsch, W. Stephan, and M. Ziegler, Phys. Rev. B 41, 2017 (1990).
- [55] T. Itoh, M. Arai, and T. Fujiwara, Phys. Rev. B 42, 4834 (1990).
- [56] H. Fehske, V. W. Maas, H. Roder, and H. Buttner, Phys. Rev. B 44, 8473 (1991).
- [57] W. Stephan and P. Horsch, Phys. Rev. Lett. 66, 2258 (1991).
- [58] R. Eder and Y. Ohta, Phys. Rev. B 51, 6041 (1995).
- [59] R. Eder, Y. Ohta, and T. Shimozato, Phys. Rev. B 50, 3350 (1994); S. Nishimoto, R. Eder, and Y. Ohta, Physica C, 282-287, 1731 (1997).
- [60] Y. Ohta, T. Shimozato, and R. Eder, Phys. Rev. Lett. 73, 324 (1994).
- [61] R. Eder, Y. Ohta, and G. Sawatzky, Phys. Rev. B, 55, 3414 (1997).
- [62] R. Eder, Y. Ohta, and S. Maekawa, Phys. Rev. Lett, 74, 5124 (1995).
- [63] D. Poilblanc, H. J. Schulz, and T. Ziman, Phys. Rev. B 46, 6435 (1992).
- [64] D. Poilblanc, H. J. Schulz, and T. Ziman, Phys. Rev. B 47, 3268 (1993).
- [65] D. Poilblanc, T. Ziman, H. J. Schulz, and E. Dagotto, Phys. Rev. B 47, 14267 (1992).
- [66] P. Prelovsek, I. Sega, and J. Bonca, Phys. Rev. B 42, 10706 (1990).
- [67] D. Poilblanc, Phys. Rev. B 48, 3368 (1993).
- [68] D. Poilblanc, Phys. Rev. B 49, 1477 (1994).
- [69] D. Poilblanc, J. Riera, and E. Dagotto, Phys. Rev. B 49, 12318 (1994).
- [70] R. J. Gooding, K. J. E. Vos, and P. W. Leung, Phys. Rev. B 49, 4119 (1994).
- [71] K. J. E. Vos, R. J. Gooding, P. W. Leung, and L. Chen, Phys. Rev. B 51, 12034 (1995).
- [72] P. Prelovsek and X. Zotos, Phys. Rev. B 47, 5984 (1993).
- [73] E. Kaxiras and E. Manousakis, Phys. Rev. B 38, 866 (1988).
- [74] J. A. Riera, Phys. Rev. B 40, 833 (1989).
- [75] M. Boninsegni and E. Manousakis, Phys. Rev. B 47, 11897 (1993).
- [76] D. J. Scalapino, E. Loh, and J. E. Hirsch, Phys. Rev. B 35, 6694 (1987).
- [77] A. L. Chemsyhev, P. W. Leung, and R. J. Gooding, (to be published in Jnl. Phys. Chem. Sol.)
- [78] S. R. White and D. J. Scalapino, Phys. Rev. B 55, 6504 (1997).
- [79] J. A. Riera and E. Dagotto, (to be published in Phys. Rev. B 57)
- [80] O. Sushkov, G. Sawatzky, R. Eder, and H. Eskes, Phys. Rev. B, 56, 11769 (1997).
- [81] F. P. Onufrieva, V. P. Kushnir, and B. P. Toperverg, Phys. Rev. B 50, 12935 (1994).
- [82] L. Yu, Z. B. Su, and Y. M. Li, Chinese Journal of Physics, 31, 579 (1993).
- [83] The second term in $\ln_k \left(\frac{a_F^2 V_F^2}{k} \right)$ reflects the response of the spin system to the insertion of a hole into the fluctuating spin background. It also diverges at the $k = \frac{1}{2} Q_{AF}$ point.
- [84] H. Neuburger and T. Ziman, Phys. Rev. B 39, 2608 (1989).
- [85] P. Hasenfratz and F. Niedermayer, Z. Phys. B 92, 91 (1993).
- [86] A. W. Sandvik, Phys. Rev. B 56, 11678 (1997).
- [87] The value of the gap can be calculated from Eq. (23). The result in leading order in $1/N$ is $E = 0.498J$. Taking into account the $1/N$ correction change this result to $E = 0.237J$. In the calculations we used the ED value of the gap, $E^{ED} = 0.315J$. We believe that the use of this latter relation provides a reliable estimation of the EMDF quantities.