

Interlayer Magnetic Coupling and the Quantum Hall Effect in Multilayer Electron Systems.

Luis Brey

Instituto de Ciencia de Materiales (CSIC). Campus de la Universidad Autónoma, 28049, Madrid, Spain.
(January 22, 2022)

We study the effect that the electron-electron interaction has on the properties of a multilayer electron system. We consider the case corresponding to filling factor unity in each layer. We find that as a function of the sample parameters the system has ferromagnetic, canted antiferromagnetic or paramagnetic interlayer spin correlations. These three ground states are QHE phases, because of the existence of a finite activation energy. In the ferromagnetic phase the gap is due to the intrawell exchange energy, whereas in the paramagnetic phase the gap appears due to the spatial modulation of the interwell coherence.

PACS number 73.40.Hm

The quantum Hall effect (QHE) is one of the most striking phenomena observed in two dimensional electron gas (2DEG) systems [1]. The QHE occurs because the 2DEG becomes incompressible at certain filling factors. In the fractional QHE, the energy gap source of the incompressibility is produced by interactions between electrons. In the even integer QHE the incompressibility is due to the quantization of the electron kinetic energy and interactions are not important for the occurrence of the QHE. In the case of the odd integer QHE the incompressibility occurs because at odd filling factors the 2DEG is ferromagnetic. Due to the electron-electron interaction the ground state of a 2DEG at odd filling, is completely spin polarized even for zero Zeeman energy [2]. Given the new physics which appears in 2DEG in the QHE regime, the question that arises is whether the quantum Hall phases are unique to 2DEG or they can occur in three dimensional (3D) conductors [2]. In this direction, some studies in narrow gap 3D semiconductors in the strong magnetic field limit have shown some signatures of an incipient quantum Hall phase [3]. On the other hand the progress in epitaxial growth has made possible to fabricate semiconductor systems where 2DEG's with extra degrees of freedom exists:

- i) Wide parabolic quantum wells where a thick electron gas layer (2000Å) is formed. This system presents a clear QHE phase [4].
- ii) Double layer 2DEG systems with electrons confined to two parallel sheets separated by a distance comparable to that between electrons within a plane [5]. Double layer systems present QHE at total integer filling factors, even in absence of tunneling between the electron planes.
- iii) Superlattices, where an appreciable dispersion of the electronic spectrum in the direction perpendicular to the layers exists. Accurately quantized Hall plateaus have been observed in these multilayer systems [6,7] when a magnetic field is applied parallel to the superlattice axis. Studies of vertical transport in these superlattices have shown [7] the existence of a chiral two-dimensional system that form at the surface of the layered system [8]. The poor mobility of the bulk narrow gap semiconductors and the small number of new degrees of freedom of

the parabolic and double quantum wells with respect the 2DEG, made the superlattices the best candidates for studying QHE phases in 3D conductors.

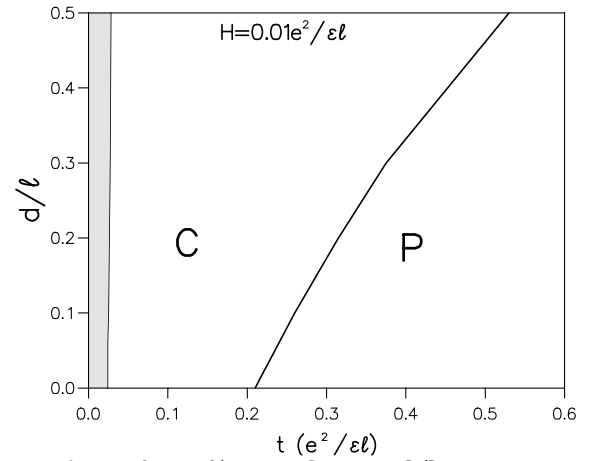


FIG. 1. Phase diagram for a multilayer system, with filling factor unity in each well. The Zeeman coupling is $H = 0.01e^2/\epsilon l$ and the electron layer thickness $b = 0.8$. Three phases are present: a ferromagnetic phase (shadow region), a canted antiferromagnetic region (C) and a paramagnetic region (P).

In this work we study the effect that the electron-electron interaction has on the properties of the multilayer electron system. We consider the case corresponding to filling factor unity in each electron layer. Two points are raised in this paper: the magnetic order of the electron layers and the conditions for the occurrence of the QHE in this system. The main results we obtain are the following: i) As a function of the sample parameters (Zeeman coupling, H , interlayer tunneling, t , and barrier thickness, d) we obtain that the system changes from a QHE state with interlayer ferromagnetic spin correlations to a new QHE state with canted antiferromagnetic interlayer correlations (see Fig.1). For larger values of the tunneling amplitude, we obtain that the system undergoes another phase transition towards a paramagnetic state. These transitions are second order phase transitions. ii) We also study the value of the activation energy as a function of the sample parameters. In Fig.2 we plot this energy gap

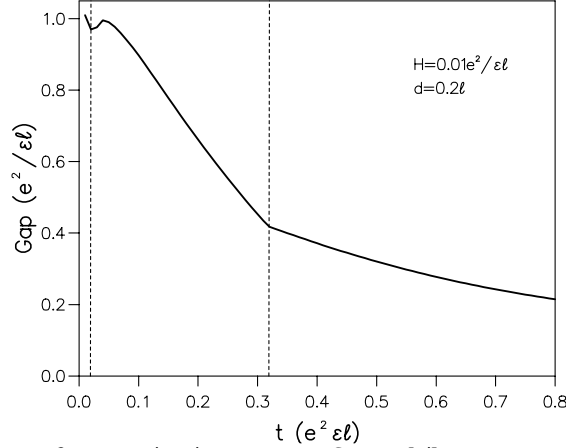


FIG. 2. Activation energy of a multilayer system as a function of the tunneling amplitude. The Zeeman coupling is $H = 0.01e^2/\epsilon l$, the barrier thickness $d = 0.2l$ and the electron layer thickness is $b = 0.8l$. The vertical lines indicate the values of t where the different phase transitions occur.

as a function of the tunneling amplitude for a multilayer system with $d = 0.2l$ and $H = 0.01e^2/\epsilon l$ (here l is the magnetic length). We find that this gap is finite even for very large values of t , where the system is paramagnetic. This implies that the paramagnetic phase of the multilayer system is also a QHE phase. As we explain below, the energy gap in the paramagnetic phase appears because the system breaks spontaneously the translational symmetry along the multilayer axis by modulating the interwell coherence. From our results we conclude that in multilayer electron systems, with filling factor unity in each well, the QHE prevails in all phases due to the existence of a finite activation energy, even at $d/t \rightarrow 1$.

We treat the electron-electron interaction in the Hartree-Fock (HF) approximation. In 2DEG's in the QHE regime, this approximation [9] gives results which agree well with experiments [10]. In double quantum well systems, at total filling factor unity, the HF approximation is less accurate because of the competition between inter and intrawell correlations, nevertheless for small values of the layer separation the agreement with experiments is rather good [5]. In double layer systems at total filling factor two, the HF approximation gives reasonable results because of the existence of filled Landau levels and the existence of charge excitation gaps, which make the HF ground state to be a good approximation to the real many-body ground state [11]. From the above, the HF approximation is expected to be a good approximation for describing weakly coupled multilayer systems at filling factor unity in each well. For stronger coupled multilayer systems we expect HF to be a reasonable approximation for the real many-body ground state, because the existence of filled bands and charge excitation gaps.

The calculations presented here employ realistic Coulomb interaction potentials, take into account interlayer tunneling and Zeeman coupling and therefore we expect our results to be qualitatively and quantitatively trustworthy. We take the multilayer vertical axis as the z -direction and the electrons live in the $x-y$ planes. The magnetic field, B , is applied in the z -direction. Since B is very strong, we only consider states in the lowest energy Landau level of the lowest energy subband of each well. The Hamiltonian of the system is written as $\hat{H} = H_0 + V$, with

$$H_0 = \sum_{i,j} \sum_{k,l} C_{i,j,k}^\dagger C_{j,i,k} + \sum_{i,j} \sum_{k,l} H_{i,j,k,l} C_{i,j,k}^\dagger C_{i,j,l} ; \quad (1)$$

where $C_{i,j,k}^\dagger$ creates an electron in the lowest Landau level in layer i with spin ($\sigma = \pm 1$) in the direction of B , and with intra Landau level index k . The sum in the first term of Eq.1 is over first neighbors layers. The many-body part of \hat{H} takes the form,

$$V = \frac{1}{2S} \sum_{i,j} \sum_{k,l} \sum_{q,r} V_{i,j}(q) e^{iq^2 z^2/2} e^{iq_x(k-k^0)z} C_{i,j,k+q_y}^\dagger C_{j,i,k^0}^\dagger C_{j,i,k^0} C_{i,j,k} ; \quad (2)$$

where S is the sample area and the interaction potential has the form $V_{i,j} = 2e^2/qF_{i,j}(q;b;d)$, with $F_{i,j}$ being finite layer thickness form factors [12], which depends on the thickness of the 2DEG in each layer, b , and on the barrier thickness, d .

The multilayer systems are doped in the barriers and in absence of B , all layers have the same number of electrons. We consider that this is also the situation at large values of B , since any other situation it would cost a large Hartree energy. At filling factor unity in each layer the interwell correlation is not very important so we only consider solutions with translational symmetry in the plane (x,y) of the electron gases. Broken translational symmetries along the multilayer axis (z -direction) are allowed, always with the condition of having filling factor unity in each layer. With these constraints, the HF expectation value of V takes the form,

$$\langle V \rangle = \frac{1}{2S} \sum_{i,j} \sum_{k,l} \sum_{q,r} V_{i,j}(q) e^{iq^2 z^2/2} \langle C_{i,j,k+q_y}^\dagger C_{j,i,k^0}^\dagger C_{j,i,k^0} C_{i,j,k} \rangle ; \quad (3)$$

here the sum in k is over all its possible values. By minimizing the energy $\langle \hat{H} \rangle = \langle H_0 \rangle + \langle V \rangle$, we obtain the energy of the ground state of the system and its properties.

We have solved the Hamiltonian for different values of d , t and H . For each layer i we calculate the expectation value of the total spin operator per electron $\langle S_i \rangle$,

$$S_{iz} = \frac{1}{N} \sum_k C_{i+1,k}^+ C_{i,k} \quad (4)$$

$$S_{ix} + iS_{iy} = \frac{1}{N} \sum_k C_{i+1,k}^+ C_{i,k} \quad ;$$

here $N = S=2$ is the the Landau level degeneracy. For characterizing the ground state it is also necessary to quantify the interlayer coherence which is given by the following expectation value,

$$\langle S_i \rangle = \frac{1}{N} \sum_k \langle C_{i+1,k}^+ C_{i,k} \rangle \quad (5)$$

This quantity represents the coherence between wells.

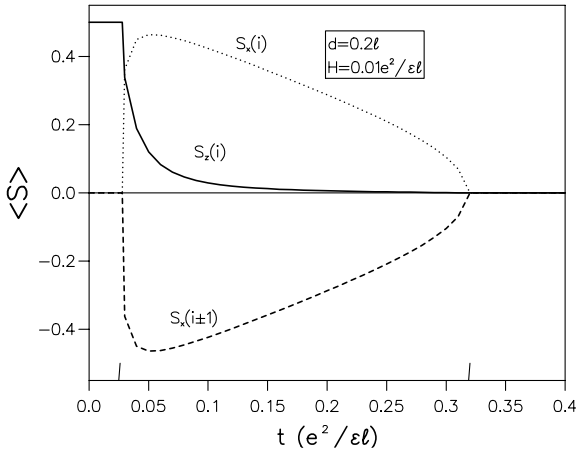


FIG. 3. Expectation values of the total spin operator per electron as a function of the tunneling amplitude. The Zeeman coupling is $H = 0.01e^2/\epsilon\ell$, the barrier thickness $d = 0.2\ell$ and the electron layer thickness is $b = 0.8\ell$. The vertical tick marks in the lower x axis indicate the values of t where the different phase transitions occur.

Looking to the values of $\langle S_i \rangle$ we find three different classes of ground states (see Fig.1 and Fig.3):

- 1) Ferromagnetic phase, where all electron layers are fully spin polarized in the direction of the magnetic field, i.e. $\langle S_i \rangle = (0; 0; 1=2)$. This phase occurs for small values of t or large values of H . In the ferromagnetic phase the intralayer coherence is more important than the interlayer coherence and all the expectation values of the operators $\langle S_i \rangle$ are zero, and there is not vertical kinetic energy contribution to the total energy. The ferromagnetic ground state is a QHE phase, and the activation gap (see Fig.2) is the cost in energy of adding an electron to the system with the spin pointing antiparallel to the magnetic field. In this phase the ground state has the same translational symmetry than the original Hamiltonian.
- 2) Canted antiferromagnetic phase. In this phase the total spin in each layer acquires a component perpendicular to the magnetic field, $\langle S_i \rangle = (S_{ix}; S_{iy}; S_{iz})$, and the magnitude of $\langle S_i \rangle$ is smaller than its maximum value, $1=2$. In this phase the sign of S_{iz} alternates from layer to

layer, i.e. $S_{iz} = S_{i-1,z}$, so that the translational symmetry of the Hamiltonian is spontaneously broken and the unit cell in the z -direction consists of two electron layers which are labelled $2i-1$ and $2i$. The z -component of $\langle S_i \rangle$ is finite and it has the same value in all layers, therefore in the canted phase there is an interlayer antiferromagnetic coupling of the transverse component of the total spin [13]. By performing calculations in bigger size unit cells, we have checked that this phase is stable with respect to spiral ordering of the transverse component of $\langle S_i \rangle$.

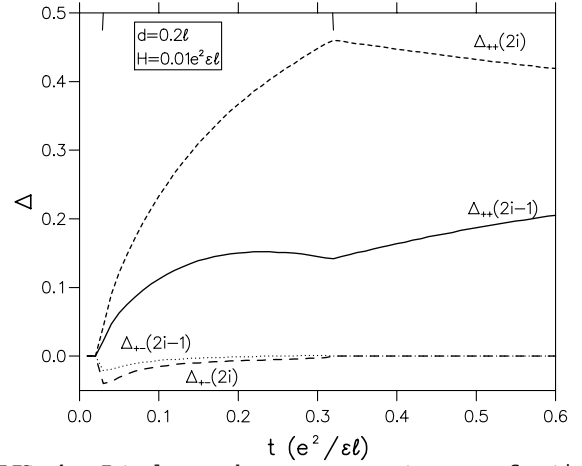


FIG. 4. Interlayer coherence parameters as a function of the tunneling amplitude. $\Delta_{++}(i)$ are real and we plot its real part. $\Delta_{+-}(i)$ are imaginary and we plot its imaginary part. The Zeeman coupling is $H = 0.01e^2/\epsilon\ell$, the barrier thickness $d = 0.2\ell$ and the electron layer thickness is $b = 0.8\ell$. The vertical dashed tick marks in the upper x axis indicate the values of t where the different phase transitions occur.

In the canted phase the interlayer coherence parameter is different from zero and verify the relations:

$$\begin{aligned} \Delta_{++}(i) &= \Delta_{++}(i) \\ \Delta_{+-}(i) &= \Delta_{+-}(i) \end{aligned} \quad (6)$$

but the interlayer coherence parameter depends on i . In Fig.4 we plot $\Delta_{++}(2i)$, $\Delta_{++}(2i-1)$, $\Delta_{+-}(2i)$ and $\Delta_{+-}(2i-1)$, as a function of t . We see that

$$\Delta_{++}(2i) \neq \Delta_{++}(2i-1) \quad (7)$$

and this implies that there is a modulation of the interlayer coherence. Therefore in the canted phase the translational symmetry along the multilayer axis is broken not just by the antiferromagnetic ordering of the layers, but also by the modulation of the interlayer coherence. In the selfenergy calculation, the modulation of the interlayer coherence acts as a spatial modulation of the hopping amplitude, and this modulation contributes to the opening of an energy gap at the Fermi level. The canted phase appears at intermediate values of the tunneling amplitude, see Fig.1 and Fig.3, and the reason

for its existence is that in this phase the system can take advantage of the kinetic energy by creating interlayer antiferromagnetic spin correlations. The antiferromagnetic order is canted in order to minimize the loss of Zeeman energy. The canted ground state is a QHE phase. The transport activation energy is finite because the system is partially spin polarized in the direction of B_z , and because the interlayer coherence is spatially modulated.

Canted ground states corresponding to rotations of all the S_{iz} are degenerated and therefore this phase should get a gapless collective mode associated with this degeneracy.

3) Paramagnetic phase In this phase the expectation value of the total spin operator is zero in all layers, $\langle S_i \rangle = 0$. This phase occurs at large values of t , where the kinetic energy and interwell coherence energy is much bigger than the Zeeman and intrawell exchange energy. In this phase $\langle S_i \rangle = 0$ but the equal spin interwell coherence parameters are different from zero and verify, $\langle S_{i+1} \rangle = \langle S_i \rangle$; $\langle S_{i-1} \rangle = -\langle S_i \rangle$; $\langle S_{i+2} \rangle = \langle S_i \rangle$; $\langle S_{i-2} \rangle = -\langle S_i \rangle$. In this phase, the system breaks spontaneously the translational symmetry by modulating the interwell coherence along the vertical axis of the multilayer. In the paramagnetic ground state the unit cell consists of two electron layers. This modulation of the interwell coherence creates an energy gap at the Fermi energy, and the paramagnetic ground state is a QHE phase.

The superlattices studied in references [6,7] have thick barriers and they are in the ferromagnetic phase. For studying antiferromagnetic and paramagnetic phases, it is necessary multilayers with thin barriers and large tunneling amplitudes. The multilayers are usually doped in the barriers and in the case of thin barriers this produces a strong scattering of the electrons by impurities, which prevents many-body driven ground states. It is possible to circumvent this problem by working with superlattices superimposed on wide parabolic wells. [14][16]. These systems are remotely doped and it is possible to obtain multilayers with thin barriers and high electron mobility. The ground states magnetic properties can be studied experimentally by using optically pumped nuclear magnetic resonance. This technique has been very useful for the study of the magnetic nature of 2DEG's [17]. Also it could be very useful the application of a magnetic field, B_k , parallel to the electron sheets. B_k changes the value of the Zeeman coupling, and as a function of its strength the ground state of the system could change. This phase transition could be identified by studying the activation energy as a function of B_k [18]. Strong enough B_k also destroys the interlayer coherence [19][21]. In the paramagnetic phase the activation energy is due to the spatial modulation of the interlayer coherence, and the application of a strong B_k , would destroy the QHE.

In conclusion, we have studied the effect that the electron-electron interaction has on the properties of a multilayer electron system. We consider the case corre-

sponding to filling factor unity in each layer. We have found that as a function of the sample parameters the system has ferromagnetic, canted antiferromagnetic or paramagnetic interlayer spin correlations. We have obtained that these three ground states are QHE phases, because of the existence of a finite activation energy. In the ferromagnetic phase the gap is due to the intrawell exchange energy, whereas in the paramagnetic phase the gap appears due to the spatial modulation of the interwell coherence.

This work was supported by the CICYT of Spain under contract N. PB96-0085, and by the Fundacion Ramon Areces. Helpful conversations with C. Tejedor and Luis Martın Moreno are gratefully acknowledged.

-
- [1] The Quantum Hall Effect, edited by R.E. Prange and S.M. Girvin (Springer, Berlin, 1990).
 - [2] For a review see B.I. Halperin, Jpn. J. Appl. Phys. 26, Suppl. 26-3, 1913 (1987).
 - [3] S.S. Murzin et al., Phys. Rev. Lett. 80, 2681 (1998).
 - [4] E.G. Gwinn et al. Phys. Rev. B 39, 6260 (1989); M. Shayegan et al. Appl. Phys. Lett. 53, 701 (1988); L.B.rey and B.I. Halperin, Phys. Rev. B, 40, 11634 (1989).
 - [5] G.S. Boebinger et al. Phys. Rev. Lett. 64, 1793 (1990); H.A. Fertig Phys. Rev. B 40, 1087 (1989); A.H. MacDonald et al. Phys. Rev. Lett., Phys. Rev. Lett. 65, 775 (1990); L.B.rey Phys. Rev. Lett. 65, 903 (1990).
 - [6] H.L. Stormer et al. Phys. Rev. Lett. 56, 85 (1986).
 - [7] D.P. Druist et al. Phys. Rev. Lett. 80, 365 (1998).
 - [8] J.T. Chalker and A. Dohmen, Phys. Rev. Lett. 75, 4496 (1995); L. Balents and M.P.A. Fisher, Phys. Rev. Lett. 76, 2782 (1996); I.A. Gruzber, N. Read and S. Sachdev, Phys. Rev. B 55, 10593 (1997).
 - [9] C. Kallin and B.I. Halperin, Phys. Rev. B 30, 5655 (1984).
 - [10] A. Pinczuk et al. Phys. Rev. Lett. 68, 3623 (1992).
 - [11] L. Zheng et al. Phys. Rev. Lett. 78, 2453 (1997); S.D. As-Sama et al. Phys. Rev. Lett. 79, 917 (1997); V. Pellegrini et al. Phys. Rev. Lett. 78, 310 (1997).
 - [12] R. Côté et al. Phys. Rev. B, 46, 10239 (1992).
 - [13] This phase is similar to that found in reference [12], for double quantum wells at total filling factor 2.
 - [14] L.B.rey et al. Phys. Rev. B, 42 2886 (1990).
 - [15] M. Santos et al. J. Cryst. Growth 111, 366 (1991).
 - [16] M. Sundaram et al. J. Appl. Phys. 72 1460 (1992).
 - [17] R. Tycko et al. Science 268, 1460 (1995).
 - [18] J.P. Eisenstein in Perspectives in Quantum Hall Effects, edited by S.D. As-Sama and A. Pinczuk (Wiley, NY, 1997).
 - [19] S.Q. Murphy et al. Phys. Rev. Lett. 72, 728 (1994).
 - [20] K. Yang et al., Phys. Rev. Lett. 72 732 (1994).
 - [21] R. Côté et al. Phys. Rev. B, 51 13475 (1995).