

Conductance Oscillations in Transition Metal Superlattices

S. Sanvito*, C.J. Lambert†

School of Physics and Chemistry, Lancaster University, Lancaster, LA1 4YB, UK

J.H. Jefferson,

Defence Evaluation and Research Agency, Electronics Sector, Malvern, Worcs. WR14 3PS UK

A.M. Bratkovsky,

Hewlett Packard Laboratories, Palo Alto, CA94304-1392

(March 24, 2022)

We present a numerical study of conductance oscillations of transition metal multilayers as a function of layer thickness. Using a material-specific tight-binding model, we show that for disorder-free layers with random thicknesses but clean interfaces, long-period oscillations in the conductance can occur, which are reminiscent of those found in structures exhibiting GMR. Using a heuristic effective mass model, we argue that these oscillations arise from beating between the Fermi wavevector and a class of wavevectors characteristic of the superlattice structure.

PACS: 73.23.Ad, 73.40.Jn, 73.61.At

Oscillations in transport properties of metallic superlattices have been largely studied in magnetic/non-magnetic multilayers, which exhibit giant magnetoresistance (GMR) [1–3]. In such systems the magnetic configuration of the superlattices is an oscillating function of the layer thickness, switching periodically between ferromagnetic and antiferromagnetic alignment of adjacent magnetic layers, with typical periods extending over several atomic planes. This arises from an oscillating inter-layer exchange coupling and results in oscillations of the overall conductance, with the antiferromagnetic configuration being the more resistive.

Recently a new set of measurements on Ni/Co [4–6], Ag/Pd [7], Ag/Au and Ag/Cu [6] multilayers revealed the possibility of long-period oscillations of a different origin. On the one hand, the Ag based multilayers are entirely non-magnetic. On the other, the Ni/Co multilayers were measured in high magnetic field, far above the coercive field of the structure, which rules out magnetic misalignment between magnetic layers as source of the oscillations. In these experiments, all the measurements were conducted with the current in plane (CIP) configuration and the authors associated the oscillations with the formation of a d superlattice bound state, giving rise to a strong s-d scattering.

In this letter we predict that such oscillating behaviour can also occur with the current perpendicular to the planes (CPP), in clean superlattices with very good interfaces, but where the layer thickness fluctuates randomly. To the best of our knowledge this is the first time that conductance oscillations in the CPP configuration have been identified.

To address this problem, we have developed a very

efficient technique to calculate transport properties of a finite multilayer attached to semi-infinite pure crystalline leads, as sketched in figure 1. Our calculations are based on the Landauer-Büttiker formalism [8], using *ab initio* s-p-d tight-binding Hamiltonians with nearest-neighbor hopping. The conductance Γ^σ of a given spin species is obtained from the Landauer formula [8]

$$\Gamma^\sigma = \frac{e^2}{h} T^\sigma, \quad (1)$$

where T^σ is the total transmission coefficient for the spin σ ($\sigma = \uparrow, \downarrow$) calculated at the Fermi energy. The latter is obtained by extracting the S matrix from the total Green function G of the superlattice in contact with external leads. The total Green function is calculated via Dyson's equation, starting from the surface Green function g of the leads and an effective Hamiltonian H_{eff} describing the finite multilayer. A detailed description of the technique will be given elsewhere [9]. In all the following calculations we consider a perfect lattice match between clean fcc layers and hence k_{\parallel} is a good quantum number (the symbol \parallel represents the in-plane coordinates and the symbol \perp the direction of the current perpendicular to the planes). The Hamiltonian is diagonalised in the Bloch basis to yield

$$\Gamma^\sigma = \sum_{k_{\parallel}} \Gamma^\sigma(k_{\parallel}) = \frac{e^2}{h} \sum_{k_{\parallel}} T^\sigma(k_{\parallel}), \quad (2)$$

where the sum over k_{\parallel} extends over the two dimensional Brillouin zone. In what follows, we employ of order 10^4 k_{\parallel} -points, which is sufficient to render effects due to the finite number of k_{\parallel} -points negligible compared with the oscillations of interest. In what follows, for Ni/Co and

*e-mail: sanvito@dera.gov.uk

†e-mail: c.lambert@lancaster.ac.uk

Ag/Pd multilayers, we calculate the total conductance of the two independent spin channels as a function of layer thickness, in the limit that the spin-flip and phase-breaking lengths are infinite. It should be noted that the majority bands of Ni and Co are s-p-like and are closely aligned. On the other hand the minority bands are d-like and possess a relative shift in energy of about 0.7 eV. Hence we expect a large contribution to the conductance from the majority channel and a small contribution from the minority channel. For Ag/Pd the situation is qualitatively different, because at the Fermi energy the DOS of Ag is dominated by s-p electrons, while in Pd it is dominated by d electrons. As a consequence one expects strong interband scattering at the interfaces between the different metals.

Following reference [10], we consider a pseudorandom layer arrangement, in which a finite A/B multilayer, attached to semi-infinite leads of material A, possesses B-layers of fixed thickness l_B and A-layers of random thicknesses l_A which are allowed to fluctuate by ± 1 atomic planes (AP) around a mean value \bar{l}_A . In all the following simulations, we consider multilayers consisting of 10 A/B bilayers and for each l_B , show results for the average conductance of 10 random configurations of the A-layers.

For Ni/Co and Ag/Pd respectively, figures 2 and 3 show the mean conductance as a function of l_B , along with the corresponding root-mean-square deviation from the mean. These figures demonstrate the presence of long-period oscillations, with amplitudes not exceeding 25% of the mean conductance. Moreover the Ni/Co system shows smaller oscillations than the Ag/Pd system, and despite the fact that the conductance of the majority spin channel is almost double that of the minority, the oscillations arise predominantly from the minority spins, where the scattering is strongest. Bearing in mind that these calculations involve the CPP configuration, the size of the oscillations compared with the mean conductance for the Ni/Co system, is consistent with some of the experimental data [6].

To understand how quantum interference of the conduction electron wave-functions can give rise to such long period oscillations, we now develop a heuristic continuum model, within the effective mass approximation, describing an infinite 3D superlattice with a Kronig-Penney potential and a parabolic band. The spin-dependent Hamiltonian for such a system is

$$H^\sigma(\mathbf{r}) = -\frac{\hbar^2}{2} \left[\frac{\nabla_{xy}^2}{m^*(z)} + \frac{\partial}{\partial z} \frac{1}{m^*(z)} \frac{\partial}{\partial z} \right] + V^\sigma(z), \quad (3)$$

where ∇_{xy}^2 is the 2D Laplacian. Since the structure of Fig.1 possesses translational invariance in the x-y directions, the spin-dependent Kronig-Penney potential $V^\sigma(z)$ and the effective mass $m^*(z)$ are functions of z only. Consequently the problem can be mapped onto a k_{\parallel} -dependent 1D problem, whose Hamiltonian is

$$H^\sigma(z; k_{\parallel}) = -\frac{\hbar^2}{2} \frac{d}{dz} \frac{1}{m^*(z)} \frac{d}{dz} + \frac{\hbar^2 k_{\parallel}^2}{2m^*(z)} + V^\sigma(z). \quad (4)$$

For each k_{\parallel} and spin σ , an eigenstate at the Fermi energy contributes e^2/h to the conductance of this infinite periodic structure. In the general case, the eigenstates can be obtained numerically using standard transfer matrix techniques. First consider the case of constant $m^*(z)$, where the problem can be solved analytically. Since the Hamiltonian (4) depends on k_{\parallel} only through an energy shift, one finds that the conductance per unit area has the simple form

$$\Gamma = \frac{8\pi e^2 m^*}{h^3} \Delta = \frac{8\pi e^2 m^*}{h^3} \sum_n \Delta_n, \quad (5)$$

where Δ_n is the bandwidth of the n-th energy band of the Hamiltonian

$$H^\sigma(z) = -\frac{\hbar^2}{2m^*} \frac{d^2}{dz^2} + V^\sigma(z), \quad (6)$$

and the sum is over all occupied minibands. Consider an infinite superlattice composed of materials A and B, with layer-thicknesses l_A and l_B ($l_A + l_B = L$), and Kronig-Penney potential $V = V_o$ ($E_F > V_o$) in the metal A and $V = 0$ in the metal B. If k_{\perp} is the Bloch vector in the direction of the current, the secular equation is

$$\cos(k_{\perp} L) = \cos(k_A l_A + k_B l_B) - \frac{(k_A + k_B)^2}{k_A k_B} \sin(k_A l_A) \sin(k_B l_B), \quad (7)$$

with $k_A(E) = \sqrt{2m^*(E - V_o)}/\hbar$ and $k_B(E) = \sqrt{2m^*E}/\hbar$. Based on this expression, we now argue that the bandwidths exhibit several periods of oscillation as the layer thicknesses are varied.

To describe Ni/Co multilayers, we vary the thickness of metal B keeping fixed the thickness of metal A. To understand the oscillatory behaviour of the band-widths, we note that equation (7) cannot be satisfied at energies for which

$$k_A(E)l_A + k_B(E)l_B = m\pi, \quad (8)$$

where m is an integer. Hence at $E = E_F$ and fixed l_A , successive bandgaps appear at the Fermi energy E_F when l_B changes by

$$l_B^m = \frac{\pi}{k_B(E_F)} m = \frac{\pi \hbar}{\sqrt{2m^*E_F}} m = l_B^F m. \quad (9)$$

Equation (9) introduces the first period of oscillation l_B^F . The second period corresponds to the presence of narrow gaps below the Fermi energy. From equations (7) and (8) narrow bandgaps appear at the energies

$$E_A^{(n)} = \frac{\hbar^2 \pi^2 n^2}{2m^* l_A^2} + V_o, \quad (10)$$

whenever the lengths l_B equal

$$l_B^{(n)} = \frac{\pi\hbar}{\sqrt{2m^*E_A^{(n)}}}. \quad (11)$$

The total bandwidth Δ and hence the conductance per unit of area (5) are oscillating functions with periods l_B^F and the $l_B^{(n)}$'s. All these periods are of order λ_F (ie few Å), but beating between them can give rise to long-period oscillations. It is important to note that the Fermi period is defined only through the Fermi energy, while the periods $l_B^{(n)}$ depend critically on the superlattice geometry. In particular, because the energies corresponding to periods (10) depend on $1/l_A^2$ and must not exceed the Fermi energy, the number of $l_B^{(n)}$'s depends on the thickness of the metal A. If l_A is large, a large number of $l_B^{(n)}$ periods will be present and the beating pattern will be complex. On the other hand, if l_A is small, few $l_B^{(n)}$'s will be present, giving rise to a simple beating pattern. A numerical evaluation of Eq. (5) is shown in figure 4. For the chosen parameter in this plot, we expect only one $l_B^{(n)}$ and clear beats are observed, with period $2l_B^{(1)}l_B^F/(l_B^{(1)} - l_B^F)$. Since the $l_B^{(n)}$ periods are characteristic of the superlattice structure we predict that the period of the long oscillations can be set by choosing the appropriate superlattice geometry.

The above dependence of oscillations on the multilayer structure is missed by a trilayer quantum well approach to conductance oscillations and GMR [11], where only two periods have been identified. The first of these p^{FS} depends on the extremal Fermi surface radius of the spacer forming the well, and in the parabolic band approximation corresponds exactly to the period l_B^F . The second period p^{CP} depends on the cut-off of the sum over the $k_{||}$'s, and in the parabolic approximation, on the energy difference between the Fermi energy and the step potential V_o . In our superlattice description, this period is replaced by the class of periods $l_B^{(n)}$, which are a function of the superlattice structure itself. This structural dependence of the oscillation periods is the key to understanding the apparent non-reproducibility of the long period oscillations from sample to sample, observed in some of the experiments [6]. It may be shown that these beating features are preserved when a more realistic material-dependent effective mass is used. Furthermore, for those cases where we expect the mass to be significantly different in the two materials (e.g. mainly s-p like in one material and mainly d-like in the other) we have shown that the Kronig-Penney model reproduces the main features of the more accurate tight-binding model, with physically reasonable choices of the band offsets and effective masses.

Bearing in mind that our analysis describes the CPP configuration, we can also speculate on the absence of the oscillations in other recent experiments [6,7]. Ag/Cu [6]

exhibits very good phase separation between the different metals and hence it should be a good candidate for observing conductance oscillations. However the band match between Ag and Cu is very good, resulting in a very small scattering potential at the interface. In the effective mass approach this means a very small step potential V_o with respect to the Fermi energy. A large number of periods $l_B^{(n)}$ will be present and the beats will be difficult to detect. The same argument is valid for Ag/Au [6]. In addition the high miscibility of Ag and Au results in dirty interfaces. Ag/Pd [7] is in theory a good candidate to show conductance oscillations because of the large mismatch between the Ag and Pd bands. Unfortunately interdiffusion at the interface is difficult to avoid and the elastic mean free path will be quite short. Finally, we observe that for Ni/Co [4–6], the majority band reproduces roughly the situation of Ag/Cu, while the scattering in the minority band is quite large. According to the effective mass model the minority band will possess a low conductance with large oscillations, while the conductance of the majority band will be large and the oscillations small. This is precisely what we obtain from in the material specific tight-binding calculations.

In summary, we have investigated the possibility of large long-period oscillations in metallic superlattices in the ballistic regime. With the current perpendicular to the plane and superlattices with pseudorandom layer thicknesses, the oscillations are predicted by accurate tight-binding calculations. An effective mass analysis provides a qualitative understanding of the nature of the oscillations and highlights their dependence on the superlattice geometry.

Acknowledgments: This work is supported by the EPSRC and the EU TMR Programme.

-
- [1] M.N.Baibich, J.M.Brato, A.Fert, F.Nguyen Van Dau, F.Petroff, P.Etienne, G.Creuzet, A.Friederich and J.Chazelas, Phys. Rev. Lett. **61**, 2472 (1988); G.Binasch, P.Grüber, F.Sauerbach and W.Zinn, Phys. Rev. **B 39**, 4828 (1989)
 - [2] R.E.Camley, J.Barnas, Phys. Rev. Lett. **63**, 664 (1989)
 - [3] W.P.Pratt Jr., S.-F.Lee, J.M.Slaughter, R.Loloe, P.A.Schroeder, J.Bass, Phys. Rev. Lett. **66**, 3060 (1991);
 - [4] J.M.Gallego, D.Lederman, S.Kim, I.K.Schuller Phys. Rev. Lett. **74**, 4515 (1995)
 - [5] S.Kim, D.Lederman, J.M.Gallego, I.K.Schuller Phys. Rev. **B 54**, R5291 (1996)
 - [6] L.L.Henry, M. Oonk, R. Loloe, Q. Yang, W-C Chang, W.P. Pratt Jr and J. Bass, J. Appl. Phys. **7**, 6129 (1996)
 - [7] S.Kim, PhD Dissertation, (University of California, San Diego, 1996)
 - [8] M.Büttiker, Y.Imry, R.Landauer, S.Pinhas, Phys. Rev. **B 31**, 6207 (1985)

- [9] S.Sanvito, C.J.Lambert, J.H.Jefferson, A.M.Bratkovsky, preprint
 [10] J.Mathon, Phys. Rev. **B 55**, 960 (1997)
 [11] J.Mathon, M.Villeret, H.Itoh, Phys. Rev. **B 52**, R6983 (1995)

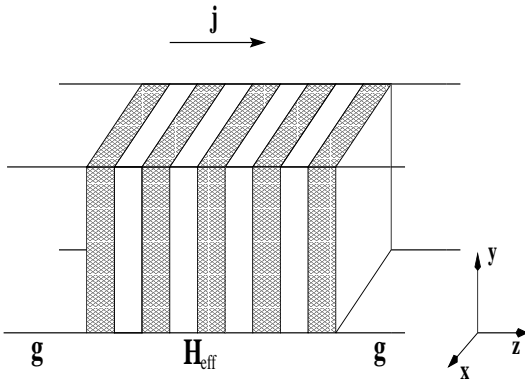


FIG. 1. Finite multilayer connected to pure crystalline semiinfinite leads. g are the surface Green function describing the leads and H_{eff} is the effective hamiltonian describing the multilayer.

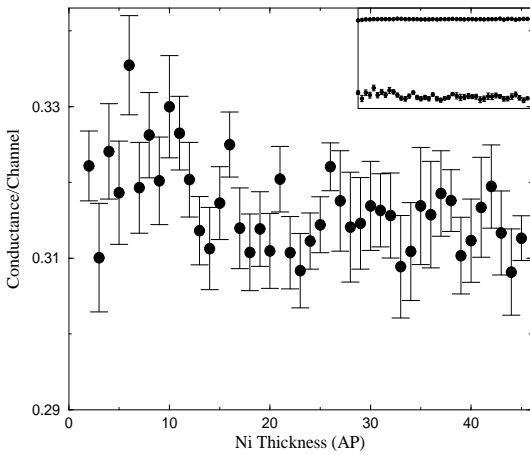


FIG. 2. Conductance of Ni/Co multilayers as a function of the Ni thickness. The Co thickness is 10 atomic planes. The inset shows the two spin conductances on the same scale with the upper plot for majority spin and the lower for minority spin.

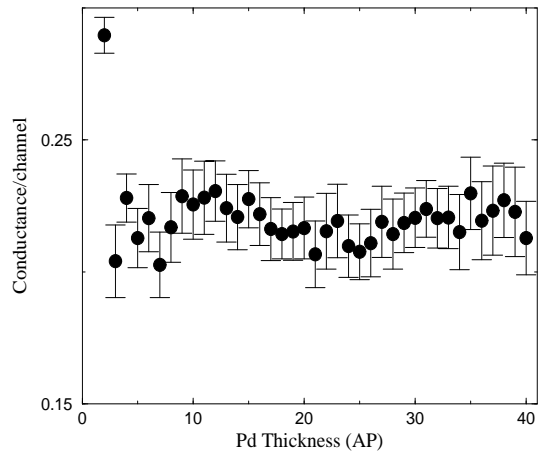


FIG. 3. Conductance of Ag/Pd multilayers as a function of the Pd thickness with an average Ag thickness of 5 atomic planes.

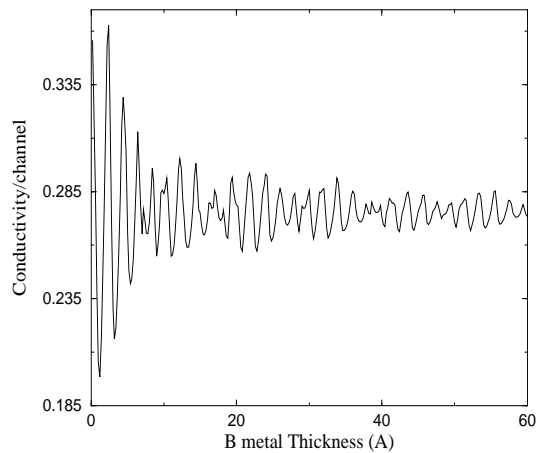


FIG. 4. Conductivity per channel in the effective mass approximation. The parameters are $E_F = 10\text{eV}$, $V_o = 6\text{eV}$, $m^* = 0.5\text{MeV}$, $l_A = 8\text{Å}$.