

On Properties of Boundaries and Electron Conductivity
in Mesoscopic Polycrystalline Silicon Films for Memory Devices

G.P. Bernan, G.D. Doolen, R. Mainieri, and J. Rehacek

Theoretical Division and CNLS, Los Alamos National Laboratory, Los Alamos NM
87545

D.K. Campbell

Department of Physics, University of Illinois at Urbana-Champaign,
1110 West Green St., Urbana, IL 61801-3080

V.A. Luchnikov

Institute of Chemical Kinetics and Combustion, Siberian Branch
of Russian Academy of Sciences, Novosibirsk, 630090, Institutskaya 3 Street, Russia

K.E. Nagaev

Institute of Radio-Engineering and Electronics, Russian Academy of Sciences,
Mokhovaya Street, 11,
103907 Moscow, Russia

Abstract

We present the results of molecular dynamics modeling on the structural properties of grain boundaries (GB) in thin polycrystalline films. The transition from crystalline boundaries with low mismatch angle to amorphous boundaries is investigated. It is shown that the structures of the GBs satisfy a thermodynamical criterion suggested in [9]. The potential energy of silicon atoms is closely related with a geometrical quantity { tetragonality of their coordination with their nearest neighbors. A crossover of the length of localization is observed. To analyze the crossover of the length of localization of the single-electron states and properties of conductance of the thin polycrystalline film at low temperature, we use a two-dimensional Anderson localization model, with the random one-site electron charging energy for a single grain (dot), random non-diagonal matrix elements, and random number of connections between the neighboring grains. The results on the crossover behavior of localization length of the single-electron states and characteristic properties of conductance are presented in the region of parameters where the transition from an insulator to a conductor region takes place.

Recently it was demonstrated that thin polycrystalline silicon fms are promising materials for future room temperature single-electron devices [1]–[4]. Main reasons which make this material so attractive are the following: I). Usually, the fm 's thickness varies from 1 to 5 nm, and the average lateral grain size is 10 nm or less. In this case, the energy of an electron in a single grain, E_e , is bigger than the thermal energy even at room temperature, $E_e > T = 300^\circ\text{K}$. II). It is believed that in these fms , the characteristic resistance, R_b , of the potential barriers between the grains is big enough, $R_b > R_c = h/e^2 \approx 25\text{k}\Omega$. If both these conditions are satisfied, an electron is strongly localized in the grain. At the same time, one can regulate (up to some extent) the electron conductivity in these fms by varying the gate voltage, and creating a current channel. Those electrons which are stored in the grains (storage dots) create a Coulomb repulsion for those electrons which are involved in the current channel. This allows one to implement memory operations in these fms at room temperature using a Coulomb blockade effect. Different implementations of these ideas have been discussed, for example, in [1]–[4]. To satisfy both above mentioned conditions, the boundaries between the nanocrystalline grains in these fms play an important role. For example, one of the most important characteristics of the electron transport in polysilicon fms is connected with the distribution of crystalline and amorphous grain boundaries (GB) [5]. At room temperature, the main factor which determines the structure of a GB is a mutual mis-orientation of the neighboring crystalline grains. At present there does not exist a consistent theoretical approach for the description of the GBs in thin polycrystalline fms .

I. Molecular dynamics (MD) simulation of grain boundaries at room temperature.

The initial configuration of the polysilicon fm was generated using the Voronoi triangulation algorithm: first, the centers of the grains were defined; then each grain was obtained by filling the space, nearest to the center of the grain, with the diamond lattice at a chosen orientation. The atoms with very high potential energies were eliminated from the GBs. The fm had the dimensions $16.7 \times 16.7 \times 3.1\text{ nm}$, and contained 44174 atoms in 12 grains (Fig. 1). The majority of the grains in our model were oriented randomly, so they had both tilt and twist mis-orientation. Four grains, namely the 3, 4, 7 and 8-th were generated so that the mis-orientation tilt angle between the 3-rd and 4-th grains was $\theta_{34} = 11.0^\circ$; between 4-th and 7-th grains $\theta_{47} = 11.0^\circ$; and between 7-th and 8-th grains, $\theta_{78} = 15.0^\circ$. The GB₃₄ and the GB₇₈ are close to (1,1,1)-interface, and the GB₄₇ is close to (0,0,1)-interface. The (1,1,1)-planes in these four grains are perpendicular to the plane of the figure. The average linear size of a grain in our model, $d_{\text{gr}} \approx 4.8\text{ nm}$, is of the same order as for the grains in the experimental polycrystalline silicon fms obtained recently by thermal annealing of amorphous Si deposited by decomposing silane on SiO_2 substrate [4]. Periodic boundary conditions were used in the X and Y directions, and free boundary conditions were used in the Z direction. It is shown that the potential energy of the atoms closely correlates with the degree of their tetragonal coordination with the nearest

neighbors. To estimate the quality of the tetragonal coordination of the j -th atom, we calculated the value, $T_j = \frac{1}{P} \sum_{1 \leq k} (l_{j1} - l_{jk})^2 = 15\bar{l}_j^2$; which is called the tetragonality [6]. Here l_{jk} is the length of the k -th edge of the tetrahedron of general shape formed by the four nearest neighbors of the j -th atom; \bar{l}_j is the average length of the edge. By definition, T_j is equal to zero for an ideal tetrahedron (as it is the case of ideal diamond structure), and increases if the shape of the tetrahedron is distorted. The value, T_j , is correlated with the dispersion of the edge lengths of the tetrahedron. According to the criterion suggested in [6], the spatial figure formed by four points can be recognized as having the "good tetrahedral shape" if T_j is less than or equal to $T^{(c)} = 0.018$. The value of tetragonality of an atom is very sensitive to the number of atoms in the first coordination shell, z . In the bulk amorphous phase of silicon, for which $z_a \approx 4.04$, the average tetragonality is equal to $T_{am} = 0.015$ which is slightly less than the critical value $T^{(c)}$. In liquid silicon (in which the first coordination shell consists in average of $z_{li} \approx 4.46$ neighbors), the average value of tetragonality is, $\langle T \rangle_{li} = 0.034$. In Table I, we present the data for the potential energy per atom, density and average tetragonality, for the longest GBs (for which it was possible to make measurements with reasonable accuracy). Densities of the tilt crystalline GBs between the 3, 4, 7 and 8-th grains are practically the same, or slightly smaller, than the density of the bulk crystal, ρ_{cr} . The densities of other GBs are systematically larger than ρ_{cr} . In covalent materials with friable structure, such as silicon and germanium, some GBs, indeed, contract. This was observed in X-ray diffraction experiments for (1,0,0) twist GBs in Ge [8] and in MD simulation of the (1,1,1)-twist boundaries in silicon [10]. It is remarkable that the contraction is observed for the twist boundaries. In such GBs, the covalent bonds are most probably stretched rather than squeezed, and the system demonstrates a tendency to restore their lengths at the cost of a reduction of the GB's volume. MD simulations show that in our model of polysilicon Π , the majority of the GBs between the grains with random mutual orientation are disordered. The grains with small mutual mis-orientation are connected by crystalline GBs. The GBs with "medium-angle" mis-orientation have a complex inhomogeneous structure. These boundaries consist of crystalline connections interspersed with disordered regions. In disordered regions, the mismatch between the crystal structures of the neighboring grains is compensated by non-crystalline arrangements of atoms, such as 5- and 7-fold rings. In general, the structure of the GBs satisfies the thermodynamical criterion suggested in [9]. The potential energy of the silicon atoms closely correlates with the tetragonality, T , of their coordination with their nearest neighbors. The majority of atoms in the polysilicon grain boundary are well coordinated tetrahedrally, even if they are arranged in a non-crystalline manner in the high-angle GB. From the observed small values of the average tetragonality, it follows that the high-angle disordered GBs can be characterized as amorphous.

The results obtained are important for better understanding of structural properties of thin polycrystalline silicon Π s, which have been used recently for memory devices.

However, for obtaining more reliable data, larger polysilicon simulations should be considered.

II. Crossover behavior of the localization length of single-electron states, and the properties of conductivity.

To model the properties of conductive electrons in thin polycrystalline silicon In at low temperature, we use an approach based on the two-dimensional tight-binding Anderson model. Each nanosilicon grain (with the coordinates $(m; n)$ in $(X; Y)$ -directions) is considered as an individual dot. The characteristic energy of quantization in the Z -direction, E^z , for the lowest level, is of the order, $E^z \approx 1 - 300 \text{ meV}$ [1, 2]. We assume that the total one-site electron energy is $E_{m,n} = \langle E \rangle + E_{m,n}$, where $E_{m,n}$ is a random variable (as the thickness of the In fluctuates). At low temperature, the electron conduction is governed by quantum tunneling between the dots, which we describe by the matrix elements, $V_{m,n}^{(m^0, n^0)}$. Below we consider only the simplest case of the neighboring transitions: $V_{m,n}^{(m+1, n-1)} = \langle V \rangle + V_{m,n}$, where $\langle V \rangle$ is the average value of the off-diagonal matrix elements, and $V_{m,n}$ describes the fluctuations related with the random characteristics of the potential barriers between the neighboring dots. Let us now estimate the number of conduction electrons which occupy an individual dot. The maximum value of a 2D electron density in the In can be chosen as: $n_e \approx 10^{11} - 10^{12} \text{ cm}^{-2}$. Consider a subsystem of conduction electrons in a polysilicon In as a two-dimensional one, with the size of the active region $100 \text{ nm} \times 100 \text{ nm}$ [1, 2]. Then, the number of conduction electrons, N , in this region is of the order $N \approx 10 - 100$. If the average size of the grain (dot) in $(X; Y)$ plane is of the order 10 nm , then one has, on average, 100 dots in the active region. So, the average number of conductive electrons in a dot is of the order, 0.1-1. In this paper, we consider the conduction electrons as noninteracting. To describe the electron subsystem at low temperature, we use a 2D Anderson tight-binding model with the Hamiltonian $H = \sum_l E_l |l\rangle \langle l| + \sum_{l,k} V_{l,k} |l\rangle \langle k|$, where E_l describes the diagonal disorder. Fig. 2 shows the dependences of the average length of localization, $\langle L \rangle$, and the dispersion of the length of localization, $D(L) = \langle (L - \langle L \rangle)^2 \rangle$, of the single-electron states, $^{(i)}(m; n)$, as a function of the average value of the matrix element $\langle V \rangle$. (The size of the lattice is $(M; N) = (18; 12)$. Zero boundary conditions were chosen.) In Fig. 2, $\langle E \rangle = 50 \text{ meV}$; $E_{m,n} \in [50 - 12.5; 50 + 12.5] \text{ meV}$; $V_{m,n} \in [0.9; 1.1] \langle V \rangle$ meV. For each state, $i = 1; \dots; MN$, the length of localization was introduced as $L^{(i)} = (L_m^{(i)} + L_n^{(i)})/2$. We calculated $L_m^{(i)}$ as $L_m^{(i)} = \sqrt{\sum_{m'=1}^M \sum_{n=1}^N (m - m^{(i)})^2 |j(m; n)|^2}$, where $m^{(i)} = \sum_{m'=1}^M \sum_{n=1}^N m' |j(m; n)|^2$. (Similar expressions were used to calculate $L_n^{(i)}$.) As one can see from Fig. 2, the fluctuations of the average localization length, $D(L)$, exhibit a characteristic maximum at $\langle V \rangle \approx \langle V_c \rangle = 3.5 \text{ meV}$. For $\langle V \rangle < \langle V_c \rangle$, the system is essentially insulating. For $\langle V \rangle > \langle V_c \rangle$, the system exhibits metallic properties. We are presently investigating this crossover behavior in connection with the metal-insulator transition (MIT). Finally, in Fig. 3, we present the characteristic results of numerical simulations of the dimensionless conductance in this system,

$$= \sum_{j=1}^P |T_{ij}|^2$$
 where T_{ij} is the transmission amplitude from channel i to channel j . The method we used is based on a Green's functions approach [12]. The lattice size is (11,11), with 11 channels in the left and the right electrodes. In Fig. 3, the horizontal axis is the dimensionless value of the diagonal disorder, E . The dimensionless off-diagonal matrix element was chosen equal to $V = 1$ in the active region and in the electrodes. The results shown in Fig. 3 correspond to the dimensionless Fermi energy $E_F = 0$. In Fig. 3 the data indicated by (a) corresponds to the randomization of only two boundaries, ($n = 1, m = 1; \dots; M$) and ($n = N, m = 1; \dots; M$). The data indicated by + (b) corresponds to the randomization of the whole active region. One can see that increasing the diagonal disorder leads to a crossover behavior of the conductance in the case when only the boundaries are randomized. The results presented in this paper can be useful for performance of memory devices based on thin polycrystalline silicon.

Our further work is related to studying the influence of the interfaces Si/SiO_2 on the conductivity in polycrystalline silicon, and on the noise component.

We would like to thank D. K. Ferry and P. Lomdahl for useful discussions. V. A. L. and K. E. N. thank the Center for Nonlinear Studies, Los Alamos National Laboratory, for hospitality. This work was supported by the Linkage Grant 93-1602 from the NATO Special Programme Panel on Nanotechnology, and by the Defense Advanced Research Projects Agency.

References

- [1] K. Yano, T. Ishii, T. Hashimoto, T. Kobayashi, F. Murai, K. Seki, Extended Abstracts of the 1994 Int. Conf. on Sol. State Devices and Mater., 325-327 (1994).
- [2] K. Yano, T. Ishii, T. Hashimoto, T. Kobayashi, F. Murai, K. Seki, IEEE Transaction on Electron Devices, 41, 1628 (1994).
- [3] S. Tiwari, F. Rana, H. Hana, A. Hartstein, E. F. Crabbe, K. Chan, Appl. Phys. Lett., 68, 1377 (1996).
- [4] A. H. M. Kamal, J. Lutzen, B. A. Sanborn, M. V. Sidorov, M. N. Kozicki, D. J. Smith, D. K. Ferry, subm. to SST, 1997.
- [5] S. Nomura, X. Zhao, Y. Aoyagi, T. Sugano, Phys. Rev. B, 54, 13974-13979 (1996).
- [6] N. N. Medvedev, Yu. I. Naberukhin, J. Noncrystal Solids, 94, 402 (1987).
- [7] V. A. Luchnikov, N. N. Medvedev, A. Appelhagen, A. Geiger, Mol. Phys., 88, 1337 (1996).
- [8] P. Lamarre, F. Schmuckle, K. Sickafus and S. L. Sass, Ultramicroscopy, 14, 11 (1984).
- [9] P. Koblinski, S. P. Philpot, D. Wolf, Phys. Rev. Lett., 77, 2965 (1996).
- [10] S. R. Philpot, D. Wolf, Phil. Mag. A, 72, 453 (1995).
- [11] P. Koblinski, S. R. Philpot, D. Wolf, H. Geleiter, Acta mater., 45, 987-998 (1997).
- [12] G. P. Bernan, K. E. Nagaev, in preparation.

	U (eV/at); 0.04	(g=cm ³); 0.02	< T >; 0.003
GB _{3 4}	4.24	2.29	0.005
GB _{4 7}	4.18	2.31	0.014
GB _{7 8}	4.20	2.34	0.011
GB _{3 6}	4.19	2.39	0.010
GB _{6 7}	4.16	2.39	0.013
GB _{4 1}	4.17	2.41	0.013
GB _{1 5}	4.18	2.38	0.011
GB _{5 2}	4.09	2.36	0.017
GB _{9 10}	4.21	2.37	0.012
GB _{10 11}	4.15	2.38	0.015
GB _{9 12}	4.14	2.38	0.017
a-Si	4.15	2.29	0.015
cr-Si	4.335	2.324	0

Table I: Potential energy, density and average tetragonality of grain boundaries in the polysilicon model. Data for a-Si obtained from the model [7]

Figure Captions

Fig.1. The $(X;Y)$ -projection of the polycrystalline \ln .

Fig.2. Demonstration of the crossover behavior of the average localization length of the single-electron states. Dependence of the average localization length $\langle L \rangle$ (a), and of the dispersion $D(L)$ (b) on the average value of the matrix element, $\langle V \rangle$. $(M;N) = (18;12)$; $\langle E \rangle = 50 \text{ meV}$; $E = 25 \text{ meV}$; $V = 2 [0.9;1.1] \langle V \rangle \text{ meV}$.

Fig.3. Dependence of the conductance, G^P , on the disorder parameter E . The lattice size $(M;N) = (11;11)$. 11 channels in the left and right electrodes were used. Dimensionless parameters: $V = 1$; $E_F = 0$; (a) Two of the boundaries are randomized: $(n = 1, m = 1; \dots; M)$, and $(n = N, m = 1; \dots; M)$; (b) The whole active region is randomized.




Fig. 1

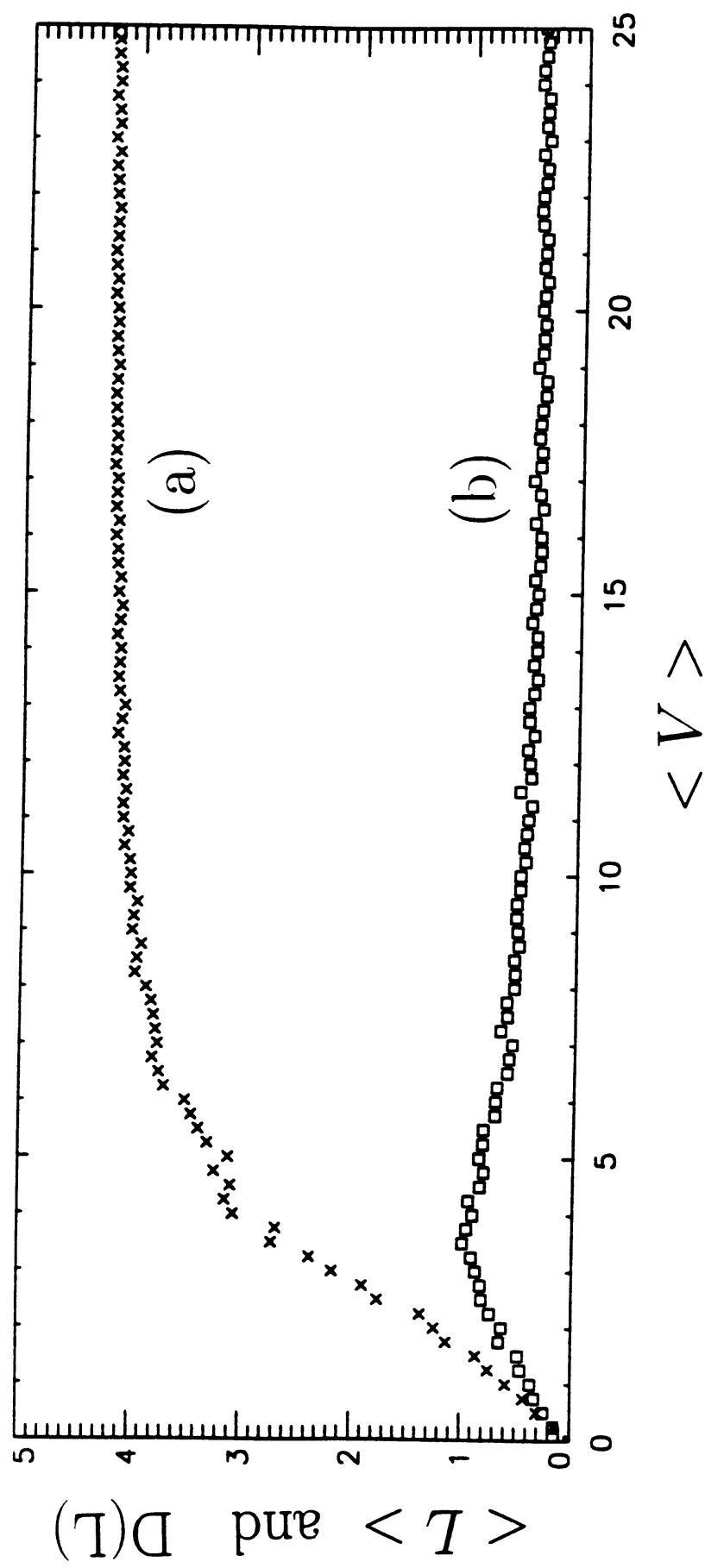


Fig. 2

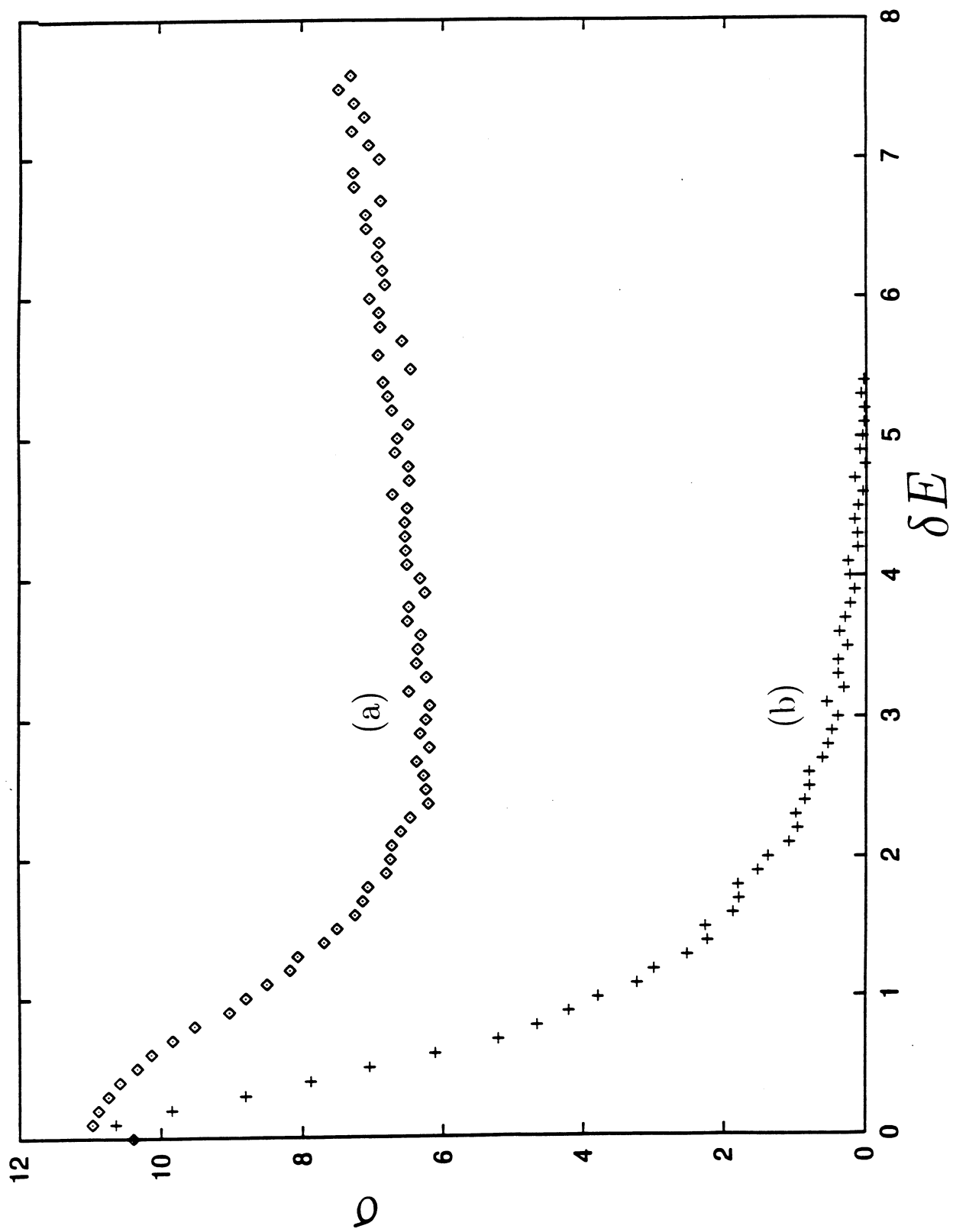


Fig. 3