

A SCALAR ARCHING MODEL

P. CLAUDIN AND J.-P. BOUCHAUD
*Service de Physique de l'Etat Condensé,
CEA, Orme des Merisiers,
91191 Gif-sur-Yvette, Cedex France.*

Abstract. In this paper we propose an extension of the model of Liu, Coppersmith et al. [1, 2], in order to allow for arch formation. This extended model qualitatively captures interesting properties of granular materials due to fluctuations of stress paths, such as stress fluctuations and stick-slip motion.

1. Introduction

Granular media are materials where fluctuations are very large. When filling a silo with grains, a part of the weight of the grains is supported by the walls of the silo, meaning that the bottom plate of the silo only carries an *apparent weight* \mathcal{W} . This effect is well known and was studied by Janssen at the end of the last century. When repeating this procedure with the very same amount of grain, one observe large fluctuations of \mathcal{W} , typically of order 10 – 25%! On a given silo, \mathcal{W} can also vary drastically because of very small perturbations, such as variations of temperature or density [3, 4].

These effects can be understood in terms of *arching*. As a matter of fact, stress propagation in granular media is strongly inhomogeneous: clear stress paths are present and carry an important part of the total weight of the grains. Those paths, or arches, are completely different from a realisation to another, leading (potentially) to very different values of \mathcal{W} . Furthermore, the geometry of these paths can easily rearrange under small perturbations, inducing strong fluctuations in \mathcal{W} .

Another phenomenon closely connected to the presence of these arches is that of the stick-slip motion. Imagine trying to push some granular material through a tube with a piston. Moments where the system jams (stick) and

moments where the system slides (slip) will irregularly alternate. This is explained by the fact that the stress paths network is sometimes able to resist to the applied force, and sometimes is not, depending on its structure (which fluctuates).

In this paper, we propose a very simple numerical model which qualitatively captures some features of the above effects. This model will be called the Scalar Arching Model, or SAM in the following.

2. The SAM

The model we are going to present is an extension of that proposed by Liu, Coppersmith et al. [1, 2], which allows for arch formation. This model only deals with the vertical normal component of the stress tensor, $\sigma_{zz} = w$, the ‘weight’. In that sense, the model is *scalar*. This is obviously a simplifying choice which may not be justified. Work is in progress for extending this model to a fully tensorial description (see e.g. [5]). Again for simplicity, we will keep to a two dimensional situation. Note that arching effects are expected to be more pronounced than in three dimensions. The system

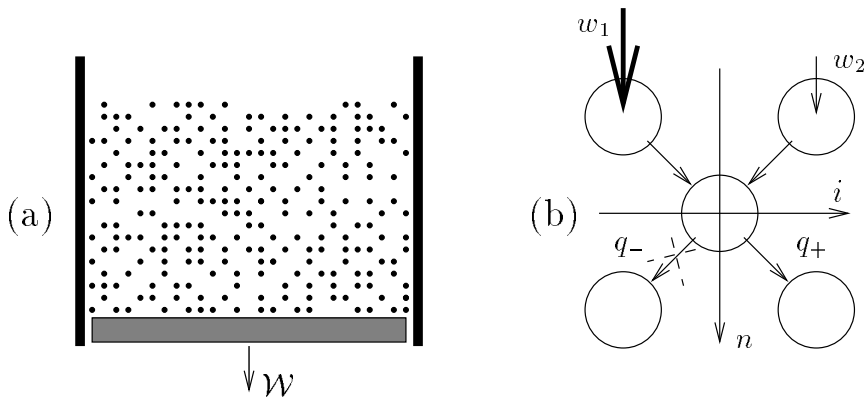


Figure 1. Figure (a) represents the system we study. An apparent weight \mathcal{W} is measured at the bottom plate of a silo. Figure (b) shows the underlying lattice with which we modelize the granular medium. Indexes i and n are such that $-L \leq i \leq L$ and $0 \leq n \leq H$, where $2L$ and H are respectively the width and the height of the silo. On the particular configuration of figure (b), the force w_1 is much larger than w_2 , meaning that the shear force acting on the grain (i, n) is strong enough to remove the contacts between the grains (i, n) and $(i - 1, n + 1)$.

we would like to describe is shown in figure 1-(a). Following Liu et al.’s approach, the granular packing is represented by a regular square lattice. Each site is a ‘grain’ labelled by two integers (i, n) giving its horizontal and

vertical coordinate. All the randomness of the local packing, the friction, the size and shape of the grains, is assumed to be encoded into random transmission coefficients q_{\pm} . The rule for the propagation of the weight is the following:

$$w(i, n) = w_g + q_+(i-1, n-1)w(i-1, n-1) + q_-(i+1, n-1)w(i+1, n-1) \quad (1)$$

where w_g is the weight of a grain. This rule simply means that each grain supports the force of its two upwards neighbours and share its own load randomly between its two downwards neighbours. (The rôle of correlations has been recently discussed in [6]). The mass conservation constraint imposes $q_+(i, n) + q_-(i, n) = 1$. At this stage, the model is the one considered in [1, 2]. We now include a *local slip condition*: when the shear on a given grain is too strong, the grain can slip and lose its contact with its neighbours opposite to the direction of the shear. More precisely, one defines a threshold R_c such that

$$q_{\pm}(i, n) = 1 - q_{\mp}(i, n) = 0 \quad \text{if} \quad w_{\mp} - w_{\pm} \geq R_c w(i, n) \quad (2)$$

where $w_{\pm} = q_{\pm}(i \mp 1, n-1)w(i \mp 1, n-1)$. These rules lead to an avalanche-like process: suppose, as shown on figure 1-(b), that the link between the grains (i, n) and $(i-1, n+1)$ is removed because the force w_1 is much larger than w_2 . The force from (i, n) to $(i+1, n+1)$ is then very likely to be much larger than the force from $(i+2, n)$ to $(i+1, n+1)$, and the link between the grains $(i+1, n+1)$ and $(i, n+2)$ is very likely to be removed as well. This process (that was called *static avalanche* in [7]) can be interpreted as an *arch formation*.

A particular value of \mathcal{W} is associated to a particular configuration of the stress paths. At the walls, forces are absorbed with the following rule: if $i = \pm L$, the fraction $q_{\pm}(\pm L, n)$ of the load $w(\pm L, n)$ is absorbed. Depending on the configuration of the stress paths, a larger or smaller part of the weight of the grains is then supported by the walls, leading to different values of \mathcal{W} . We studied the probability distribution function (p.d.f.) of the values of \mathcal{W} from many different configurations of the stress paths (i.e. from many different silos). The relative standard deviation from the mean value is as large as 20%, as found experimentally. We also looked at the p.d.f. of the local weight $w(i, H)$ and found it to be a power-law, meaning that extremely large values are expected.

The most striking feature of this model is that the stress paths network generated by the SAM (as shown in figure 2) is very likely to rearrange under small perturbations. Our control parameter for generating perturbations is the threshold R_c . This coefficient does not actually represent a specific physical quantity but can be seen as representing the temperature




Figure 2. This figure represents a particular configuration of the stress paths obtained in a silo with the SAM. Lines are all the bolder as the stress is larger.

and/or the compacity. As a matter of fact, contacts between grains are very sensible to small changes of those two quantities. What we observed in the SAM is that when R_c is changed by a very small amount, the stress paths network sometimes rearranges and sometimes does not. When it does, \mathcal{W} changes by a relative amount Δ which can be either small or large, meaning that the actual value of Δ is not correlated to the amount by which R_c has been changed. Furthermore, Δ is found to be power-law distributed: $P(\Delta) \sim 1/\Delta$, which means that large rearrangements of the stress paths network are as probable as small ones. In that sense, the SAM captures the feature that granular matter is extremely ‘fragile’, i.e., sensitive to small perturbations. Actually, our model is close in spirit to the large class of ‘SOC’ (Self-Organized Critical) models [8], initially proposed to describe true ‘dynamical’ avalanches in granular media.

3. Stick-slip motion

When the bottom plate of the silo is used as an upwards pushing piston (see figure 3), an irregular stick-slip motion of the system is observed [9]. This behaviour can be understood by the fact that the stress paths network rearranges, generating configurations where it can resist to F (sticking or jamming situations) and configurations where it cannot (slipping or sliding situations). In this section, we will explain how one can slightly modify the original version of the SAM to describe this situation.

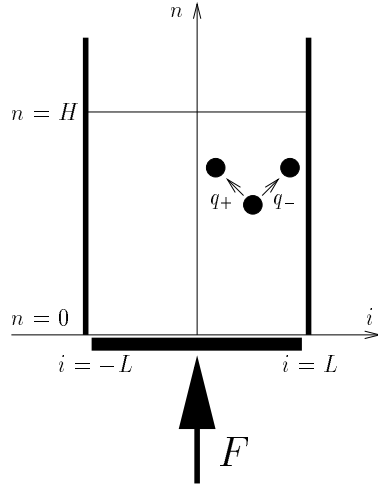


Figure 3. The SAM can be slightly modified to describe the situation where an upwards force F is applied on the bottom plate of the silo. Four parameters control the system: the aspect ratio b , R_c the threshold of the SAM, the ‘jamming ability’ of the walls α and p the rearrangement probability (see below in the text).

The idea is to look at the SAM picture ‘upside down’. We neglect the weight of the grains and focus on the transmission of F through the grains, from the bottom of the cell to the walls and the free surface. All propagation rules are kept the same. The only noticeable change from last section is what happens at the walls. Because strong arching is expected at the walls when F is applied, we introduce a new parameter α , the ‘jamming ability’ of the walls. With probability $1 - \alpha$ absorbing rules of the last section apply. With probability α however, the load $w(\pm, L)$ is completely absorbed by the wall, meaning that a local arch is strongly ‘anchored’ on the wall. Such situations are essential to get the system jammed. In addition to the $q_{\pm}(i, n)$, we now then have new random numbers $\alpha_{\pm}(n)$ which, compared to α , determines which absorbing rule applied at site $(\pm L, n)$.

We then propose the following algorithm. For a given force F , and a given set of random numbers $q_{\pm}(i, n)$ and $\alpha_{\pm}(n)$,

- we calculate F_w and F_s , respectively the total forces on the walls and on the top surface of the silo. Obviously, $F = F_w + F_s$.
- if $F_s = 0$, the grains do not move. It is a *stick* situation. We then increase the applied force F of ΔF and the time t of Δt . In order to mimick the mechanical noise, we also change all random numbers with probability p , and go back to the first point.
- if $F_s > 0$, the static equilibrium conditions for the system are not satisfied,

which means that grains are moving. It is a *slip* situation. We then decrease the applied force F by ΔF , change all random numbers (because the flow motion completely rearranges the packing), and go back to the first point. The simulation starts at $t = 0$ with $F = 0$ and let $F(t)$ evolve. It is important to note that our model is a pure static model: no dynamics is included. Therefore, the motion of the grains during the slipping moment is assumed to be infinitely quick. We then actually describe only sticking situations, separated by slipping moments which have two effects: untighten the spring governing the external force F , and reinitialize the structure of the packing (i.e. the random numbers). Such an algorithm leads indeed to an irregular stick-slip motion.

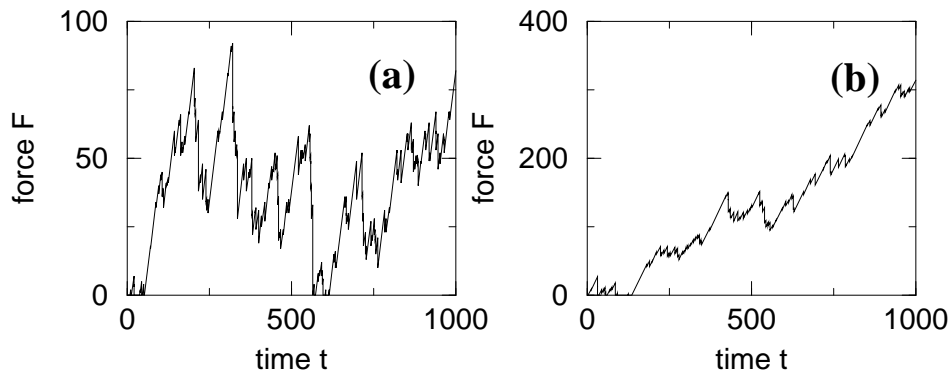


Figure 4. These figures show typical curves of $F(t)$ in the slipping stick-slip phase (a) and the sticking stick-slip phase (b).

Depending on the values of the parameters controlling the system, two different behaviours are observed. For small values of the aspect ratio b or the ‘jamming ability’ α , situations where the system never jams for ever are typically observed, see figure 4-(a). We called these situations *slipping* stick-slip phases. On the contrary, *sticking* stick-slip phases are seen for large values of b and α , see figure 4-(b). The critical curves $\alpha_c(p)$ or $\alpha_c(R_c)$ can be plotted for a fixed b , which separate the two regimes. We characterized the first phase by the first return time τ , i.e. the interval of time between two consecutive times where F vanishes, and the second one by the slope $s = F(t)/t$. Just below the critical point, τ is power-law distributed with an exponent $3/2$, meaning that F simply behaves like a random walk. When $\alpha \rightarrow \alpha_c$ we find $\langle \tau \rangle \sim 1/(\alpha_c - \alpha)$ and $\langle s \rangle \sim \alpha - \alpha_c$ for $\alpha > \alpha_c$. More details can be found in [10].

4. Acknowledgements

We are grateful to E. Kolb, T. Mazozi, J. Duran, E. Clément, J. Rajchenbach, D. Loggia and P. Mills for many fruitful discussions on this model.

References

1. C.-h. Liu et al., *Science* **269**, 513 (1995).
2. S.N. Coppersmith et al., *Phys. Rev.* **E 53**, 4673 (1996).
3. L. Vanel et al., this volume.
4. D. Loggia and P. Mills, private communication.
5. J.-P. Bouchaud, M. Cates, P. Claudin and J. Wittmer, this volume.
6. M. Nicodemi, this volume.
7. P. Claudin and J.-P. Bouchaud, *Phys. Rev. Lett.* **78**, 231 (1997).
8. P. Bak et al., *Phys. Rev. Lett.* **59**, 381 (1987), *Phys. Rev.* **A 38**, 364 (1988).
9. E. Kolb, T. Mazozi, J. Duran and E. Clément, private communication.
10. P. Claudin and J.-P. Bouchaud, manuscript in preparation.