

A Non-Hermitian Particle in a Disordered World*

A. Zee

Institute for Theoretical Physics,
University of California, Santa Barbara, CA 93106, USA

Abstract

There has been much recent work on the spectrum of the random non-hermitean Hamiltonian which models the physics of vortex line pinning in superconductors. This note is loosely based on the talk I gave at the conference “New Directions in Statistical Physics” held in Taipei, August 1997. We describe here new results in spatial dimensions higher than one. We also give an expression for the spectrum within the WKB approximation.

*To appear in the proceedings of “New Directions in Statistical Physics,” Taipei, August 1997, Physica A, to be published.

1 Introduction

A non-hermitean Hamiltonian inspired by the problem of vortex line pinning in superconductors has attracted the attention of a number of authors [1, 2, 3, 4, 5, 6, 7, 8, 9, 10]. In one version, we are to study the eigenvalue problem

$$\sum_j H_{ij} \psi_j = \frac{t}{2} (e^h \psi_{i+1} + e^{-h} \psi_{i-1}) + w_i \psi_i = E \psi_i, \quad i, j = 1, \dots, N \quad (1)$$

with the periodic identification $i + N \equiv i$ of site indices. Here the real numbers w_i 's, the site energies, are drawn independently from some probability distribution $P(w)$ (which we will henceforth take to be even for simplicity.) This Hamiltonian describes a particle hopping on a ring, with its clockwise hopping amplitude different from its counter-clockwise hopping amplitude. On each site there is a random potential. The number of sites N is understood to be tending to infinity. We will also take t and h to be positive for definiteness. (The hopping amplitude t can be scaled to 2 for instance but we will keep it for later convenience.)

Note that the Hamiltonian is non-hermitean for h non-zero and thus has complex eigenvalues. It is represented by a real non-symmetric matrix, with the reality implying that if E is an eigenvalue, then E^* is also an eigenvalue. For $P(w)$ even, for each particular realization $\{w_i\}$ of the random site energies, the realization $\{-w_i\}$ is equally likely to occur, and thus the spectrum of H averaged with $P(w)$ has the additional symmetry $E \rightarrow -E$.

Without non-hermiticity ($h = 0$), all eigenvalues are of course real, and Anderson and collaborators [14] showed that all states are localized. Without impurities ($w_i = 0$), Bloch told us that the Hamiltonian is immediately solvable with the eigenvalues

$$E(\theta) = t \cos(\theta - ih) = \cos \theta \cosh h + i \sin \theta \sinh h, \quad (2)$$

with $\theta = \frac{2\pi n}{N}$, ($n = 0, 1, \dots, N - 1$), tracing out an ellipse. The corresponding wave functions $\psi_j^{(n)} \sim e^{i\theta j}$ are obviously extended. We are to study what happens in the presence of both non-hermiticity and the impurities.

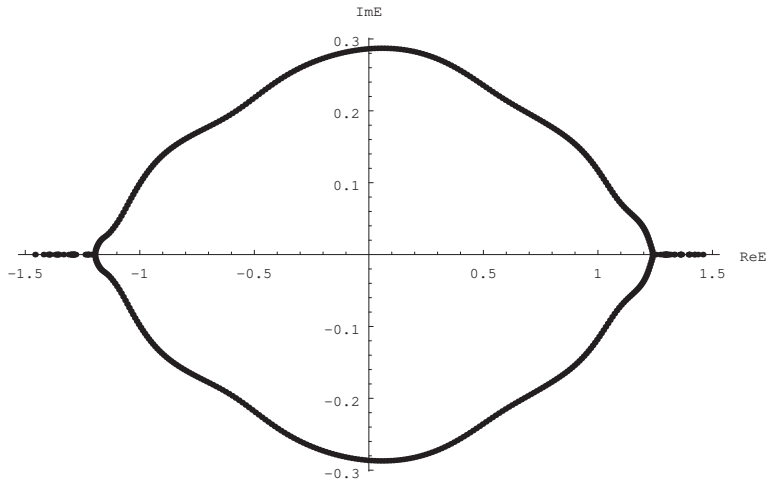


Figure 1: The eigenvalues of one particular realization of the Hamiltonian in (1) with $N = 500$, $t = 1$, $h = 0.4$ and with the random site energies w_i equal to ± 0.5 .

In figure (1) we show a typical spectrum for the Hamiltonian in (1). The spectrum is made of two parts, a more or less elliptical (or “lemon-like”) curve, consisting of complex eigenvalues, and “two wings,” a right wing and a left wing, consisting of real eigenvalues, poking out of the complex part of the spectrum.

In the literature [1, 2, 11, 12, 13] it was argued that localized states have real eigenvalues and that states of H corresponding to complex eigenvalues are extended, that is, delocalized. Remarkably, non-hermitean localization theory is simpler in this respect than the standard hermitean localization theory of Anderson and others [14]. To understand the localization transition, we have to study only the energy spectrum of H .

I refer the reader to the talk by N. Hatano in these proceedings for an illuminating discussion of this subject.

In the talk at the conference, I described work done with J. Feinberg [7, 10] and with E. Brézin [8]. Since the material covered can be found discussed in detail in these references, it may be more useful to the reader for me to describe here some slight and unpublished work done with E. Brézin. We will mention two separate topics here.

2 Continuum Limit and *WKB* Approximation

As is obvious and as has been discussed in the literature, we can easily take the continuum limit of (1) by letting $x = ia$, $i \rightarrow \infty$, $a \rightarrow 0$, $t \rightarrow \infty$, $ta^2 = -\frac{1}{m}$, $\epsilon = E - t$, and $A = \frac{\hbar}{a}$. Note that we have introduced the gauge potential A , equal to \hbar divided by the lattice spacing, and hence with the usual dimension of inverse length. We obtain

$$-\frac{1}{2m} [(\nabla + A)^2 - A^2] \psi + V\psi = \epsilon \psi \quad (3)$$

Inserting $\psi = e^{iS}$ we have (setting $2m = 1$)

$$S'^2 - 2iAS' - iS'' = \epsilon - V \quad (4)$$

The *WKB* approximation involves neglecting S'' , as usual. We obtain

$$S' = iA \pm \sqrt{-A^2 + (\epsilon - V)} \quad (5)$$

with the boundary condition

$$S(L) = S(0) + 2\pi n \quad (6)$$

Let us define

$$k \equiv \frac{2\pi n}{L} \quad (7)$$

In the limit $L \rightarrow \infty$, k becomes a continuous variable. Then we find

$$(k - iA) = \pm \frac{1}{L} \int_0^L dx \sqrt{\epsilon - A^2 - V} \quad (8)$$

One way to look at this expression is to study the effects of the non-hermitean potential A . In the absence of the non-hermiticity, we have

$$k = \pm \frac{1}{L} \int_0^L dx \sqrt{\epsilon_0(k) - V} \quad (9)$$

We thus obtain a remarkably compact expression for the *WKB* spectrum of (3)

$$\epsilon(k) = \epsilon_0(k - iA) + A^2 \quad (10)$$

Note that we have to know the usual hermitean spectrum $\epsilon_0(q)$ for complex values of its argument. In particular, we can study the effect of non-hermiticity perturbatively

$$\epsilon(k) = \epsilon_0(k) - iA \frac{d\epsilon_0}{dk} + A^2 \quad (11)$$

The expressions (10) and (11) show clearly how non-hermiticity drives the eigenvalues into the complex plane. For instance, if $\epsilon_0(k) = \epsilon_0 + ak^2 + bk^4 + \dots$, then $\epsilon(k) = \epsilon_0 + A^2(1 - a) - 2iaAk + ak^2 + \dots$

This discussion holds whether V is random or not. For random V , it would be interesting to see if it would be possible to obtain a relation between the non-hermitean density of states

$$\rho(x, y) = \langle \int dk \delta(x - A^2 - \text{Re } \epsilon_0(k - iA)) \delta(y - \text{Im } \epsilon_0(k - iA)) \rangle \quad (12)$$

and the hermitean density of states

$$\rho(\mu) = \langle \int dk \delta(\mu - \epsilon_0(k)) \rangle \quad (13)$$

3 Higher Dimensions

Much of the literature on this subject is numerical and, with some exceptions, focused on one dimensional space. In real systems, vortices move in two dimensional space. In a recent work [15], Nelson and Shnerb studied the higher dimensional problem using numerical, perturbative, renormalization group, and other techniques. Thus, it may be of some interest to report here some exact analytic results in higher dimensions.

First, we have to review some basic formalism. As is standard, we are to study the Green's function

$$G(z) = \frac{1}{z - H} \quad (14)$$

The averaged density of eigenvalues, defined by

$$\rho(x, y) \equiv \left\langle \frac{1}{N} \sum_i \delta(x - \text{Re}E_i) \delta(y - \text{Im}E_i) \right\rangle, \quad (15)$$

is then obtained (upon recalling the identity $\frac{\partial}{\partial z^*} \frac{1}{z} = \pi \delta(x) \delta(y)$) as

$$\rho(x, y) = \frac{1}{\pi} \frac{\partial}{\partial z^*} \overline{G(z)} \quad (16)$$

with $z = x + iy$. Here we define

$$\overline{G(z)} \equiv \left\langle \frac{1}{N} \text{tr} G(z) \right\rangle \quad (17)$$

and $\langle \dots \rangle$ denotes, as usual, averaging with respect to the probability ensemble from which H is drawn. It is also useful to define the “bare” Green's function

$$G_0(z) = \frac{1}{z - H_0} \quad (18)$$

in the absence of impurities and the corresponding $\overline{G_0(z)} \equiv \frac{1}{N} \text{tr} G_0(z)$. For the spectrum in (2), we can determine $\overline{G_0(z)}$ explicitly [8]. We need hardly remark that in determining $\overline{G_0(z)}$ no averaging is involved.

In [8] a formula relating the Green's function G to G_0 was obtained. Here we give an alternative derivation, perhaps somewhat more direct, of this relation. From

$$H = H_0 + \sum_k w_k P_k \quad (19)$$

where we defined the projection operator

$$P_k = |k\rangle\langle k| \quad (20)$$

onto the site k , and the definitions of G and G_0 we have

$$G^{-1} = G_0^{-1} - \sum_k w_k P_k = G_0^{-1}(1 - \sum_k G_0 w_k P_k) \quad (21)$$

and hence

$$G = \left(\frac{1}{1 - \sum_k G_0 w_k P_k} \right) G_0 \quad (22)$$

We might consider expanding this expression as a power series in the w_k 's and then average with $P(w)$. Indeed, that would be the correct procedure for many distributions. However, for some $P(w)$ such as the Cauchy distribution

$$P(w) = \frac{\gamma}{\pi} \frac{1}{w^2 + \gamma^2}, \quad (23)$$

with its long tails extending to infinity, the moments $\langle w_k^n \rangle$, for n an integer, do not exist. The physics here is that we have to first sum the effect of repeated scattering on the impurity potential at one particular site k

$$v_k \equiv \frac{w_k}{1 - w_k \langle k | G_0 | k \rangle} = \frac{w_k}{1 - w_k \overline{G_0}} \quad (24)$$

The last equality follows from the assumed translation invariance of H_0 . Since the probability distribution $P(w)$ is of course normalizable, the moments $\langle v_k^n \rangle$, for n an integer, in contrast to $\langle w_k^n \rangle$, always exist. Note that in contrast to w_k , v_k is a function of z . We can solve for w_k in terms of v_k as

$$w_k = \frac{v_k}{1 + v_k \overline{G_0}} \quad (25)$$

Inserting (25) into (21) we obtain without further ado

$$G = \left[1 - \sum_k \left(\frac{v_k G_0 P_k}{1 + v_k G_0 P_k} \right) \right]^{-1} G_0 = \left[1 - \sum_k \frac{v_k G_0 P_k}{1 + v_k \overline{G_0}} \right]^{-1} G_0 \quad (26)$$

The reader is invited to average the trace of (26) with his or her favorite $P(w)$, and thence to obtain the density of eigenvalues $\rho(x, y)$ by (16).

In general, it is non-trivial to carry out this averaging explicitly. For the Cauchy distribution, however, we have the drastic simplification that

$$\langle v_k^n \rangle = \langle v_k \rangle^n \quad (27)$$

with

$$\langle v_k \rangle = \frac{i \gamma}{1 - i \gamma \overline{G_0}}, \text{ for } \text{Im } z < 0 \quad (28)$$

and

$$\langle v_k \rangle = \frac{-i \gamma}{1 + i \gamma \overline{G_0}}, \text{ for } \text{Im } z > 0 \quad (29)$$

which by translation invariance is independent of k . Defining as usual

$$\langle G \rangle^{-1} = G_0^{-1} - \Sigma(z) \quad (30)$$

we see that for the Cauchy distribution

$$\Sigma(z) = \frac{\langle v \rangle}{1 + \langle v \rangle \overline{G_0}} \quad (31)$$

and is thus equal to $\mp i \gamma$ in the upper and lower half plane respectively. We thus obtain from (17)

$$\overline{G(z)} = \overline{G_0(z - \Sigma)} \quad (32)$$

Contrary to some erroneous claim in the literature, for an arbitrary probability distribution $\Sigma(z)$ is in general a matrix and (32) does not hold.

For the Cauchy distribution, however, we obtain from (31) and (32)

$$\overline{G(z)} = \overline{G_0(z + i\gamma)} \theta(\text{Im } z) + \overline{G_0(z - i\gamma)} \theta(-\text{Im } z) \quad (33)$$

The density of eigenvalues are given by (16). When $\frac{\partial}{\partial z^*}$ in (16) acts on $\overline{G_0}$ in (33) we obtain the “central part” of the spectrum

$$\rho_{\text{central}}(x, y) = \rho_0(x, y + \gamma) \theta(y) + \rho_0(x, y - \gamma) \theta(-y) \quad (34)$$

In other words, the random site energies push the density of eigenvalues $\rho_0(x, y)$ of the non-random problem towards the real axis by a distance γ . This accounts for the complex eigenvalues. In figure (1) this central part of the spectrum consists of a curve [9, 10]. However, in general, in higher dimensional space for instance, the central part of the spectrum forms a two dimensional blob.

When $\frac{\partial}{\partial z^*}$ in (16) acts on the step functions in (33) we obtain the density on the two “wings”:

$$\rho_{\text{wing}}(x, y) = -\frac{1}{2\pi i} \delta(y) \left(\overline{G_0(x + i\gamma)} - \overline{G_0(x - i\gamma)} \right) = \delta(y) \frac{\gamma}{\pi} \frac{1}{N} \text{tr} \frac{1}{(x - H_0)^2 + \gamma^2} \quad (35)$$

We thus have the general result that ρ_{wing} is constructed out of the sum of Cauchy distributions centered about each of the eigenvalues of H_0 . At first sight, this result seems puzzling, since ρ_{wing} is not obviously real. The resolution is that we have to look more closely at how the averaging over the Cauchy distribution is done. The discussion in the literature [16] is given for hermitean H_0 's, and hence had to be generalized to non-hermitean H_0 's in [8]. Imagine expanding (26) in a series in the v_k 's. According to (27) we have to average $v = \frac{w}{w - \overline{G_0(z)}}$, that is, to integrate $vP(w)$ over w . In [8], $\overline{G_0(z)}$ is explicitly known, and we can see that for z in the upper half plane, the integration contours in w can be closed in the lower half plane and by

Cauchy's theorem w is effectively set equal to $-i\gamma$, and vice versa if z is in the lower half plane.

In the present discussion, we have to find a class of H_0 's for which this procedure continues to hold. It is not too difficult to find such a class. Suppose the eigenvalue spectrum of H_0 is such that if E is an eigenvalue, then E^* is also an eigenvalue. As was mentioned in the introduction, this is the case if H_0 is real (but not necessarily symmetric.) Then $\overline{G_0(z)^*} = \overline{G_0(z^*)}$ and it is straightforward to show that the integration procedure outlined above holds. It is an interesting question whether there exists a class of H_0 's broader than the one found here for which this integration procedure still holds.

We now see, gratifyingly enough, that for the class of H_0 's found here ρ_{wing} is indeed real and positive definite. Indeed, we can write (35) entirely in terms of $\rho_0(x, y)$:

$$\rho_{wing}(x, y) = \delta(y) \frac{\gamma}{\pi} \int dudv \rho_0(u, v) \frac{(x-u)^2 - v^2 + \gamma^2}{[(x-u)^2 - v^2 + \gamma^2]^2 + 4v^2(x-u)^2} \quad (36)$$

where we used $\rho_0(u, v) = \rho_0(u, -v)$.

Thus, we simply have to evaluate the Green's function for a given H_0 , plug in (34) and (35), and obtain the density of states for H . We emphasize that in this derivation the only thing we assumed for H_0 is its translation invariance. Our result applies even if H_0 contains non-nearest neighbor hopping, for instance. In particular, this result holds for any spatial dimension.

As an example, in [8] we applied this result to the H_0 in (1) and obtained

$$\rho_{wing}(x, y) = \frac{1}{\sqrt{2\pi}} \delta(y) \theta(x^2 - x_{min}^2(\gamma)) \frac{\sqrt{\gamma^2 - x^2 + t^2 + B(x, \gamma, t)}}{B(x, \gamma, t)} \quad (37)$$

where we have defined

$$B(x, \gamma, t) \equiv \sqrt{(x^2 + \gamma^2)^2 + 2t^2(\gamma^2 - x^2) + t^4} \quad (38)$$

and

$$x_{min}(\gamma) \equiv \frac{(\sqrt{(t \sinh h)^2 - \gamma^2})}{\tanh h} \quad (39)$$

The critical value of γ at which the wings extend over the entire real axis is determined by $x_{min}(\gamma) = 0$:

$$\gamma_c = t \sinh h \quad (40)$$

For randomness larger than γ_c , all states are localized.

Note that the density of eigenvalues on the wings does not depend on the value of the non-hermiticity h at all; h comes in only in determining where the wings end. This explicitly verifies the argument [1, 2, 11, 12, 13] in the literature that the localized states do not know about the non-hermiticity.

We now understand that most of the qualitative features exhibited by these results obtained in [8] are generic for the Cauchy distribution. From (35), we see that γ_{c1} , defined as the critical randomness at which wings first appear, is equal to 0^+ for any translation invariant H_0 . We also obtain a general result for γ_c , the critical randomness at which all states are localized, namely

$$\gamma_c = y_{max} \quad (41)$$

where y_{max} is the maximum value of y in the support of $\rho_0(x, y)$.

In summary, in any dimensions, for any H_0 whose eigenvalues come in complex conjugate pairs, and with the random site energies governed by the Cauchy distribution, we have the result that the density of eigenvalues is given by the sum of two terms, $\rho_{central}(x, y)$ in (34), and $\rho_{wing}(x, y)$ in (35) which has the form $\delta(y) f(x)$. By the way, this explicit delta function accounts for the “ridge” along the real axis seen in the numerical work of Hatano and Nelson (see figure (19c) in [2]). In the numerical result, we see a background consisting of a two dimensional blob on which eigenvalues are more or less uniformly distributed. Superimposed on this background is a dense cluster of eigenvalues on the real axis, the so called “ridge.” (The entire spectrum is

thus reminiscent of a cross section of a galaxy, with a halo and a concentration of stars in the galactic plane.)

The numerical work of Hatano and Nelson was actually performed for the box distribution $P(w) = \frac{1}{2V}\theta(V^2 - w^2)$. We thus have an indication that some features of the spectrum are generic. One feature which can clearly be attributed to the fact that the Cauchy distribution has a long tail is that our $\rho_{wing}(x, y)$ in (35) extends to $x = \pm\infty$, falling off as $\frac{1}{x^2}$. Invoking the galactic analogy, we can describe the situation for Cauchy distribution by saying that the halo is concentrated near the center of the galactic plane, with the density of stars thinning out rapidly, while for distribution with finite support the halo more or less fits over the galactic plane.

A quantity of some interest is the fraction of eigenvalues in the “galactic plane”, which we can obtain by integrating $\rho_{wing}(x, y)$. We find

$$\int_{-\infty}^{\infty} \rho_{wing}(x, y) = \delta(y) \int dudv \rho_0(u, v) \theta(-\gamma < v < \gamma) \quad (42)$$

Note that $\int_{-\infty}^{\infty} dx \rho_{wing}(x, y) = \delta(y)$ for γ larger than γ_c , in accordance with (41).

The reader is invited to evaluate $G_0(z)$ for his or her favorite H_0 .

We will give two illustrative examples here. As a first simple example, we can consider a ladder, on whose two legs are two copies of the Hamiltonians in (1), and with hopping between the two legs given by the amplitude t' . More precisely, we take

$$\begin{aligned} H_0 \alpha i, \beta j = & \frac{t}{2} \left(e^h \delta_{\alpha\beta} \delta_{i+1, j} + e^{-h} \delta_{\alpha\beta} \delta_{i, j+1} \right) \\ & + \frac{t'}{2} \delta_{ij} (\delta_{\alpha+1, \beta} + \delta_{\alpha, \beta+1}) \end{aligned} \quad (43)$$

where α, β take on two values and denote the two legs. The periodic boundary condition $i = i + N$ is imposed as before. Alternatively, we can think of a particle carrying a binary label (spin, flavor, etc) hopping on a ring. This model was studied numerically by Hatano. See these proceedings.

The eigenvalues of H_0 are obtained immediately

$$E(\theta) = t \cos(\theta - ih) \pm \frac{t'}{2} \quad (44)$$

tracing out two overlapping ellipses separated by t' . The corresponding G_0 is the sum of two pieces

$$G_0(z) = g_0\left(z + \frac{t'}{2}\right) + g_0\left(z - \frac{t'}{2}\right) \quad (45)$$

where $g_0(z)$ is the Green's function for the spectrum in (2)

Now we turn on Cauchy randomness for the site energies. According to (34) and (35), the spectrum is just the superposition two “squashed ellipses,” each with its own wings poking out. For comparison, we show the numerical result in figure (2).

We will finally venture into two dimensional space. We can of course immediately write down the analog of (1) for a lattice of any dimension. For two dimensions, we denote the parameters for hopping in the x direction by t, h and for hopping in the y direction by t', h' . The spectrum of H_0 is obviously given by

$$E(\theta, \theta') = t \cos(\theta - ih) + t' \cos(\theta' - ih'), \quad (46)$$

with $\theta = \frac{2\pi n}{N}$, $\theta' = \frac{2\pi n'}{N}$, ($n, n' = 0, 1, \dots, N-1$). The spectrum is a two dimensional blob, constructed geometrically by placing an ellipse centered on each and every point of another ellipse. See figure (3).

Depending on the values of t, t', h , and h' , the spectrum can have different topologies. Let us refer to the case in which $t = t'$ as the isotropic hopping case. Note that in that case the “hole” in the spectrum closes when the hermiticity field (h, h') points in the $(\pm 1, \pm 1)$ direction. (It is straightforward to take the continuum limit. In general, the mass m in (3) becomes anisotropic; in the isotropic hopping case, we obtain (3) with the replacement $A \rightarrow \vec{A} = \frac{1}{a}(h, h')$.)

The corresponding Green's function

$$G_0(z) = \int \frac{d\theta}{2\pi} \frac{d\theta'}{2\pi} \frac{1}{z - E(\theta, \theta')} \quad (47)$$

can be obtained by quadrature. We would not bother to carry out this computation here. Instead, for illustration, we will compute this integral only in a simplifying limit.

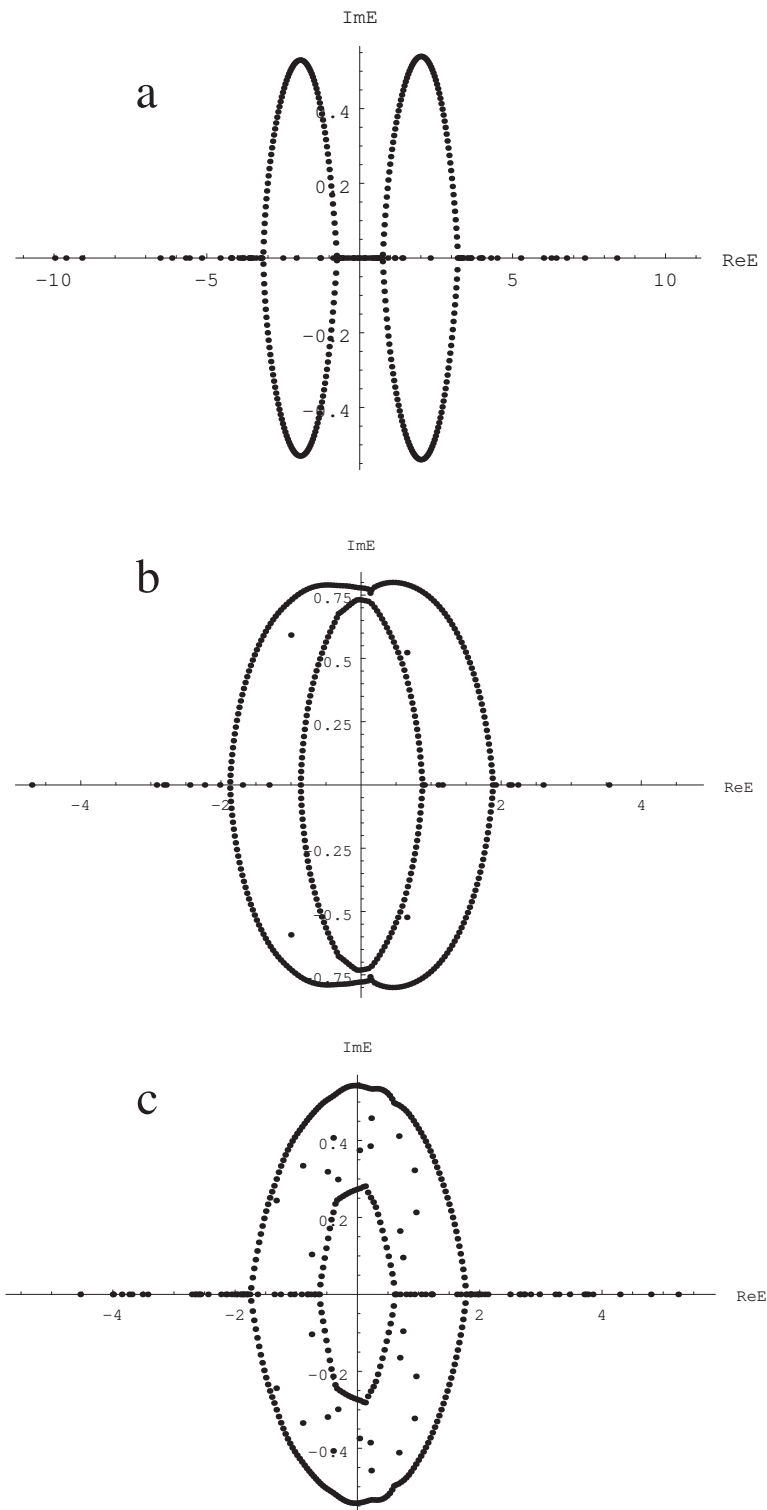


Figure 2: The spectrum for the ladder problem (with $N = 200$): (a) For t' large (here $t' = 2$ with $t = 1$ and $h = 0.8$), the two ellipses are separated. The spectrum is shown for $\gamma = 0.3$. (b) For smaller t' (here $t' = 1$, with $t = 1$, $h = 0.8$), the two ellipses overlap. The spectrum is shown for $\gamma = 0.1$ (c) Same as (b) but with $\gamma = 0.4$

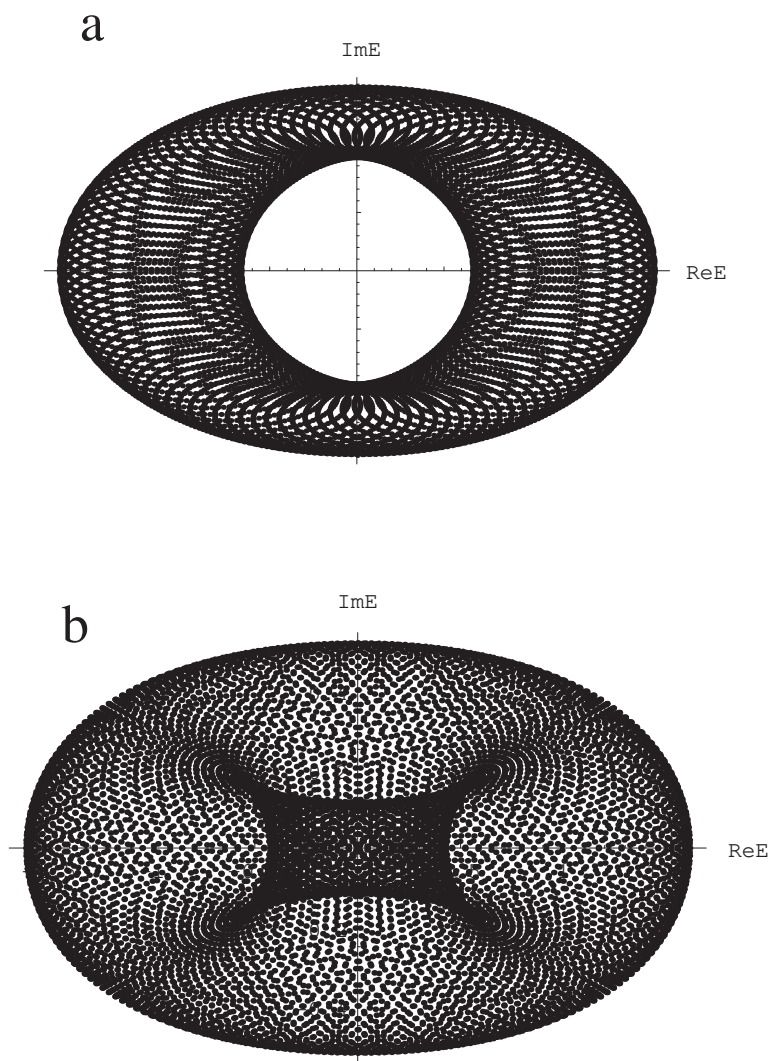


Figure 3: The spectrum of H_0 in two dimensional space (ellipse + ellipse) for (a) $t = 0.5, h = 0.3, t' = 1, h' = 0.6$ and for (b) $t = 0.5, h = 0.6, t' = 1, h' = 0.2$.

In [7], it was pointed out the the problem (1) simplifies in the maximally non-hermitean or “one way” limit, in which the parameters in (1) are allowed to tend to the (maximally non-hermitean) limit $h \rightarrow \infty$ and $t \rightarrow 0$ such that

$$\frac{t}{2} e^h \rightarrow 1 \quad (48)$$

The particle in (1) can only hop one way. The spectrum (2) becomes

$$E(\theta) = e^{i\theta}, \quad (49)$$

with $\theta = \frac{2\pi n}{N}$, ($n = 0, 1, \dots, N - 1$) and the ellipse associated with (2) expands into the unit circle. The corresponding Green’s function can be determined immediately

$$\begin{aligned} G_0(z) &= \int \frac{d\theta}{2\pi} \frac{1}{z - e^{i\theta}} \\ &= \frac{\theta(|z|^2 - 1)}{z} \end{aligned} \quad (50)$$

(We trust the reader not to confuse the Heaviside step function with the angle variable.) For $|z| < 1$, $G_0(z) = 0$, and for $|z| > 1$, $G_0(z) = \frac{1}{z}$. By (16) the density of eigenvalues vanishes in both regimes. The density of eigenvalues indeed has support on the unit circle, in accordance with (49).

In two dimensional space, we can obviously take either the single “one way” limit in which hopping along the y direction becomes one way, or the double “one way” limit in which hopping along both the x and y directions becomes one way. From (46), we see that the spectrum changes from “ellipse + ellipse” to “ellipse + circle” to “circle + circle.” We show the spectrum for the single “one way” limit in figure (4) and for the double “one way” limit in figure(5).

The double “one way” limit is taken by letting $h, h' \rightarrow \infty$ and $t, t' \rightarrow 0$, but in general the limit can be taken such that $\frac{t}{2} e^h \neq \frac{t'}{2} e^{h'}$. For the sake of simplicity, we will take $\frac{t}{2} e^h = \frac{t'}{2} e^{h'} \rightarrow 1$. It will be obvious to the reader that the $G_0(z)$ for the more general anisotropic case can be obtained from the expressions below by a trivial rescaling.

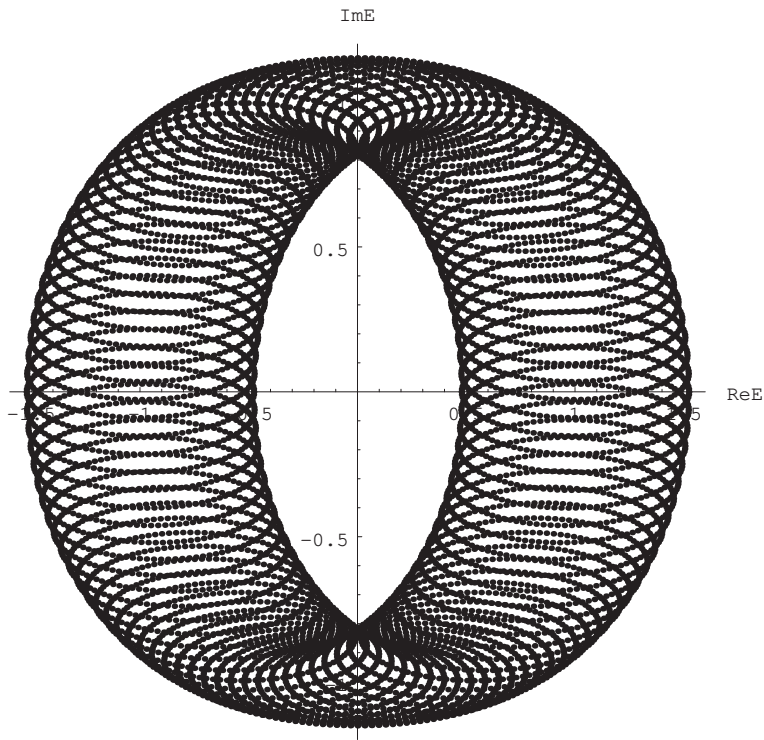


Figure 4: The spectrum of H_0 in the single “one way” limit for $t = 0.5$, $h = 0.3$ (ellipse plus circle).




Figure 5: The spectrum of H_0 in the double "one way" limit (circle plus circle).

So, “just for fun,” we will evaluate

$$\begin{aligned}
G_0(z) &= \int \frac{d\theta}{2\pi} \frac{d\theta'}{2\pi} \frac{1}{z - e^{i\theta} - e^{i\theta'}} \\
&= \int \frac{d\theta}{2\pi} \frac{\theta (|z - e^{i\theta}|^2 - 1)}{z - e^{i\theta}}
\end{aligned} \tag{51}$$

Similarly to our preceding discussion for the one dimensional case, for $|z| > 2$, $G_0(z) = \frac{1}{z}$, and by (16) the density of eigenvalues vanishes there. By rotational invariance, we can take z to be real and equal to x such that $0 < x < 2$, and obtain

$$G_0(x) = \frac{1}{2\pi x} \int_{\arccos \frac{x}{2}}^{\pi} d\theta \frac{\cos \theta - x}{\cos \theta - \frac{1+x^2}{2x}} \tag{52}$$

After some straightforward computation, we find for $|z| < 2$

$$G_0(z) = \frac{1}{2z} \left[1 - \frac{1}{\pi} \arccos \frac{r}{2} - \frac{2}{\pi} \arctan \left(\left(\frac{1-r}{1+r} \right) \sqrt{\frac{2+r}{2-r}} \right) \right] \tag{53}$$

where $r = |z|$. The density of eigenvalues is given by (16) to be

$$\begin{aligned}
\rho_0(r) &= \frac{1}{\pi} \frac{\partial G_0}{\partial z^*} \\
&= \frac{1}{4\pi} \frac{1}{r} \frac{du}{dr} \\
&= \frac{1}{\pi^2} \frac{1}{r\sqrt{4-r^2}}
\end{aligned} \tag{54}$$

where $u(r)$ is the function defined by the square bracket in (53). Note that $\rho_0(r)$ diverges as $r \rightarrow 2$ from below. The density of eigenvalues can of course also be obtained directly from its definition

$$\rho_0(x, y) = \left\langle \int d\theta \delta(x - \operatorname{Re}(e^{i\theta} + e^{i\theta'})) \delta(y - \operatorname{Im}(e^{i\theta} + e^{i\theta'})) \right\rangle \tag{55}$$

When we turn on the Cauchy random site energies, the density of eigenvalues is then given by (34) and (35). Since we have ρ_0 explicitly, we can work out various

quantities. For example, the fraction of eigenvalues on the real axis is, according to (42), given by (for $\gamma \leq 2$)

$$f_{real}(\gamma) = \frac{4}{\pi^2} \int_0^\gamma dv \int_0^{\sqrt{4-v^2}} du \frac{1}{\sqrt{(u^2 + v^2)(4 - u^2 - v^2)}} \quad (56)$$

We can obtain the u integral in terms of an elliptic function and then determine $f_{real}(\gamma)$ numerically. We show in figure (6) a plot of $f_{real}(\gamma)$.

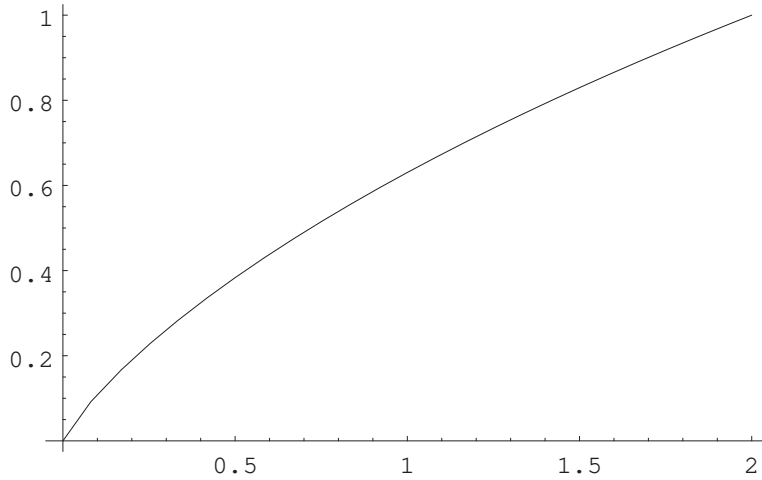


Figure 6: The fraction of eigenvalues for f_{real} as a function of randomness γ .

We show some numerical results in figure(7) for two dimensional hopping with Cauchy randomness. Define the quantities $y_{outer} = t' \sinh h' + t \sinh h$ and $y_{inner} = t' \sinh h' - t \sinh h$. For the parameters used in figure(7), we have $y_{outer} = 0.789$ and $y_{inner} = 0.484$. According to (46) and (2), y_{outer} and y_{inner} determine the intersection of the outer and inner edges of the spectrum with the imaginary axis, for the range of the parameter values chosen here. (The complete determination of the outer and inner boundaries of the spectrum is straightforward but tedious, as it involves the solution of a quartic equation. We will content ourselves here with a remark about the simple case $t = t'$ in which $y_{inner} = t(\sinh h' - \sinh h)$. This expression is however not correct for all values of h ; in particular, not for $h = 0$,

as we can see geometrically. For h small, we see from the geometrical construction “ellipse + ellipse” that the correct expression is $y_{inner} = t(\sinh h' \tanh h')$. The cross-over value of h is then determined by $\sinh h = \sinh h' - \sinh h' \tanh h'$.)

We have drawn in the values of y_{outer} and y_{inner} for the values of t, t', h , and h' chosen here as the two horizontal lines in figure (7a); we see the outer and inner edges of the numerical spectrum indeed are equal to y_{outer} and y_{inner} , as it should be. As discussed before (34), when we turn on the Cauchy randomness, the spectrum gets pushed towards the real axis by a distance γ . Thus, the critical value of γ for the hole to disappear is given by

$$\gamma_{c, hole} = t' \sinh h' - t \sinh h \quad (57)$$

(for values of t', h', t , and h such that a hole exists, and such that y_{inner} is positive.) For figure (7), $\gamma_{c, hole} = 0.484$. We see from figure (7b) that at $\gamma = 0.2$ the presence of the hole is clear. (The horizontal lines in figure (7b) represent $(y_{outer} - \gamma)$ and $(y_{inner} - \gamma)$.) In figure (7c), the hole has indeed disappeared. The fluctuations at finite N can be studied using the density density correlation function defined in [8].

Acknowledgements Part of this work was done in Paris and Tokyo, and I thank E. Brézin and S. Hikami respectively for their hospitality. I would also like to thank C.K. Hu for his hospitality at the Statistical Physics Conference and N. Hatano for extensive discussions during the conference. I also benefitted from discussions with D. Nelson. I am grateful to M. Srednicki for helpful advice regarding numerical calculation. This work was partly supported by the National Science Foundation under Grant No. PHY89-04035.

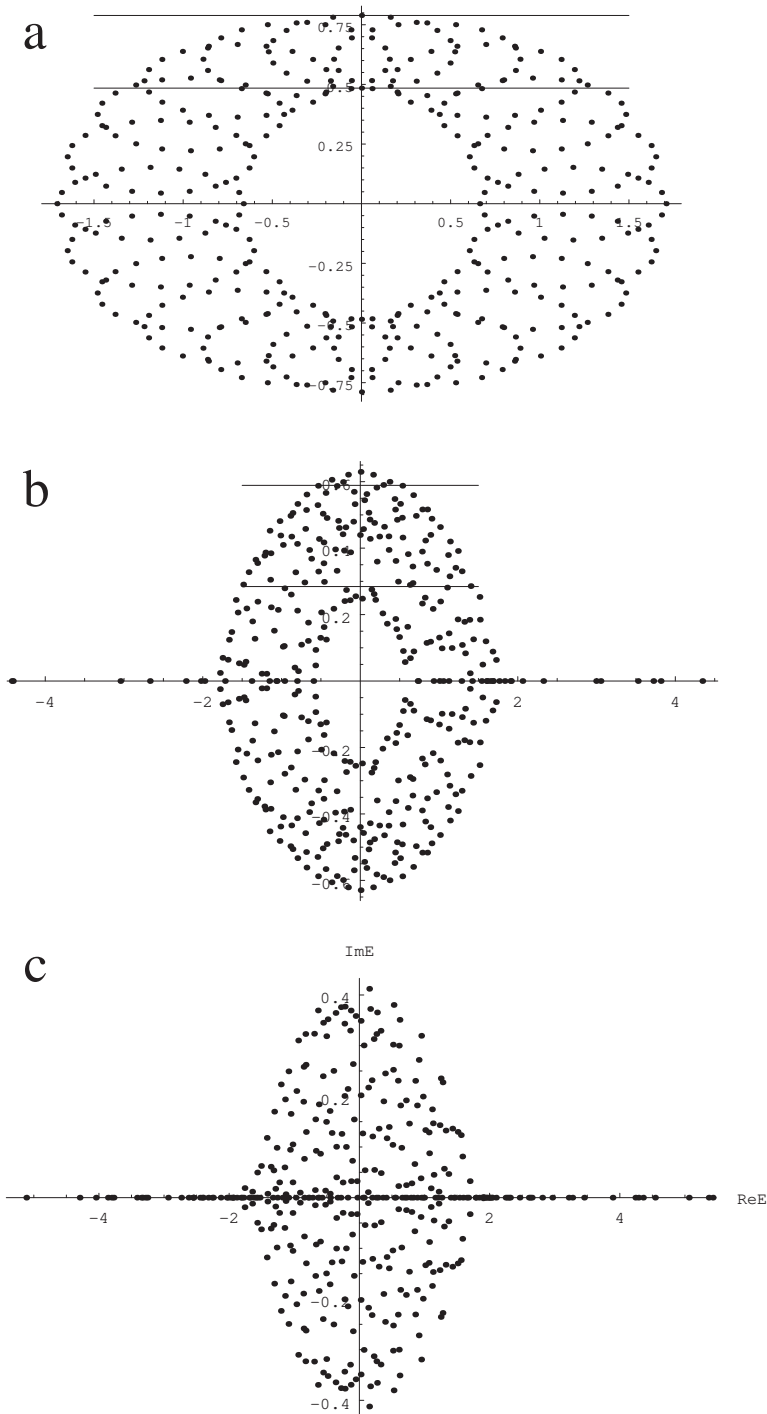


Figure 7: The spectrum of H on a two-dimensional 20×20 lattice with $t = 0.5$, $h = 0.3$, $t' = 1$, $h' = 0.6$: (a) without randomness (compare with figure 3a), (b) with Cauchy randomness of strength $\gamma = 0.2$, (c) with Cauchy randomness (b) with $\gamma = 0.5$. Note the resemblance to a galactic cross section, as mentioned in the text.

References

- [1] N. Hatano and D. R. Nelson, *Phys. Rev. Lett.* **77** (1997) 570
- [2] N. Hatano and D. R. Nelson, cond-mat/9705290, *Phys. Rev.* **B56** (1997) 865.
- [3] K. B. Efetov, cond-mat/9702091, 9706055.
- [4] J. Feinberg and A. Zee, cond-mat/9703087, *Nucl. Phys. B* 504 (1997) 579.
- [5] R. A. Janik, M. A. Nowak, G. Papp J. Wambach and I. Zahed, cond-mat/9705098.
- [6] P. W. Brouwer, P. G. Silvestrov and C. W. J. Beenakker, cond-mat/9705186.
- [7] J. Feinberg and A. Zee, cond-mat/9706218
- [8] E Brézin and A. Zee, cond-mat/9708029.
- [9] I.Y. Goldsheid and B.A. Khoruzhenko, cond-mat/9707230
- [10] J. Feinberg and A. Zee, “Spectral Curves of Non-Hermitian Hamiltonians,” cond-mat/9710040
- [11] P. Le Doussal, unpublished.
- [12] A version of this argument was given by P.G. de Gennes, *J. Stat. Phys.* **12** (1975) 463, in the context of the Fokker-Planck equation.
- [13] L.W. Chen, L. Balents, M.P.A. Fisher, and M.C. Marchetti, *Phys. Rev.* **B54** (1996) 12798.
- [14] P. W. Anderson, *Phys. Rev.* **109** (1958) 1492;
R. Abou-Chacra, P. W. Anderson and D. J. Thouless, *Jour. Phys.* **C6** (1973) 1734; R. Abou-Chacra and D. J. Thouless, *Jour. Phys.* **C7** (1974) 65;
E. Abrahams, P. W. Anderson, D. C. Licciardello and T. V. Ramakrishnan, *Phys. Rev. Lett.* **42** (1979) 673;

E. Abrahams, P. W. Anderson, D. S. Fisher and D. J. Thouless, *Phys. 23* (1981) 4828.

[15] D. Nelson and N. Shnerb, cond-mat/9708071.

[16] J.M. Ziman, *Models of Disorder: the Theoretical Physics of Homogenously Disordered Systems*, New York: Cambridge University Press, 1979, page 368-369.