

Berezinskii-Kosterlitz-Thouless Transition of Spin-1 XXZ Chains in a Staggered Magnetic Field

Masayoshi Tsukano and Kiyohide Nomura¹

Institute for Solid State Physics, University of Tokyo, Roppongi, Minato-ku, Tokyo 106

¹Department of Physics, Kyushu University, Hakozaki, Higashi-ku, Fukuoka 812-81

(Received August 13, 1997)

Phase diagram of $S = 1$ XXZ chain in a staggered magnetic field is obtained numerically. The Berezinskii-Kosterlitz-Thouless transition between the XY and the antiferromagnetic phases is studied by the level-spectroscopy. Moreover we find that there is no distinction between the Haldane and the antiferromagnetic phases, since the Gaussian critical line does not appear, in contrast to the $S = 1/2$ case. It is expected that some hidden $Z_2 \times Z_2$ symmetry breaking happens not only in the Haldane phase but also in the antiferromagnetic one.

KEYWORDS: XXZ chain, staggered magnetic field, Berezinskii-Kosterlitz-Thouless Transition, level-spectroscopy, hidden $Z_2 \times Z_2$ symmetry

1. Introduction

The groundstate properties of the spin-1 XXZ chain have been studied extensively since Haldane's conjecture.¹⁾ The XXZ chain is described by the following Hamiltonian,

$$H_{XXZ} = \sum_{i=1}^L (S_i^x S_{i+1}^x + S_i^y S_{i+1}^y + S_i^z S_{i+1}^z); \quad (1.1)$$

where $S_i^2 = S(S+1)$. For $S = 1/2$ case, the groundstate was obtained exactly²⁾ and its properties are understood well.^{3,4)} The ferromagnetic phase is for $\Delta < -1$ and the Neel phase for $\Delta > 1$. The XY phase for $-1 < \Delta < 1$ is characterized by the gapless excitation and the power-law decay of the spin correlation function. Before 1983, one had thought that the phase structure for $S = 1/2$ is valid for higher S , from the spin-wave picture. However, Haldane¹⁾ predicted that a novel phase ($c_1 < \Delta < c_2$) appears between the XY phase and the Neel phase for integer S , in which there is an excitation gap and the spin correlation function decays exponentially, in contrast to the half-odd integer S case. He also suggested that the Berezinskii-Kosterlitz-Thouless (BKT) transition^{5,6)} occurs at c_1 , and that the transition at c_2 belongs to the 2D Ising universality class. Nowadays his prediction is supported by many authors.^{7,8,9,10,11)} A number of numerical studies with respect to $S = 1$ have shown that $c_1 = 0.03$ and $c_2 = 1.18 \pm 0.02$.^{12,13,14,15,16,17)} Although it was difficult to estimate c_1 precisely due to the BKT transition, recently it is settled that $c_1 = 0$.²⁵⁾ Kennedy and Tasaki¹⁸⁾ found that the $S = 1$ XXZ chain contains a hidden $Z_2 \times Z_2$ symmetry, and that the nature in the gapful phase, or Haldane phase, is explained by the complete breaking of the $Z_2 \times Z_2$ symmetry.

The hidden $Z_2 \times Z_2$ symmetry of the groundstate can be controlled by the bond-alternation, i.e. replacing the nearest neighbor interaction in eq.(1.1) with $(-1)^i$. In the isotropic case $\Delta = 1$, Aleck and Haldane^{19,20)}

argued that the bond-alternating system is mapped onto the $O(3)$ nonlinear model with the topological term whose angle is $\theta = 2\pi S(1 - \Delta)$, and that the excitation becomes massless when θ is odd integer. Therefore there should exist $2S$ transition points and $2S + 1$ massive phases between $-1 < \Delta < 1$. Oshikawa²¹⁾ suggested that, (although his argument is not applicable to half-odd integer S) the $Z_2 \times Z_2$ symmetry is essential for the successive dimerization transitions. The massive phases are classified into two types, depending on whether the $Z_2 \times Z_2$ symmetry is spontaneously broken or not, and such two kinds of phases appear alternately. For $S = 1$, the Haldane-dimer transition occurs at $\Delta_c = 0.2598$,^{22,23,24,25)} and its universality is the same class as the level-1 $SU(2)$ Wess-Zumino-Witten model.²⁴⁾ The whole phase diagram of the $S = 1$ bond-alternating system with arbitrary Δ was obtained by Kitazawa, Nomura and Okamoto.²⁵⁾ They pointed out that a Gaussian critical line lies between the Haldane and the dimer phases, on the analogy of the Ashkin-Teller model with the $Z_2 \times Z_2$ symmetry. Moreover they stated that the XY-Haldane phase boundary is just on $\Delta = 0$. The XY-Haldane and the XY-dimer transitions are of the BKT type. The Haldane-Neel and the dimer-Neel transitions belong to the 2D Ising universality class.

In this paper, as another example with the staggered interaction, we investigate the BKT transition of the XXZ chain in the staggered magnetic field, whose Hamiltonian is given by,

$$H = H_{XXZ} + \sum_{i=1}^L (-1)^i S_i^z; \quad (1.2)$$

The staggered magnetic field induces the antiferromagnetic (AF) order, which is not the spontaneously symmetry breaking. When $\Delta = 1$, the AF phase characterized by the singlet groundstate, AF long-range-order and gapful excitation should appear. Recently, Akaraz and Malvezzi²⁶⁾ examined this model for $S = 1/2$. They

determined the XY-AF phase boundary by the phenomenological renormalization group (PRG) method.²⁷⁾ However, Okamoto and Nomura²⁸⁾ criticized their study, since the XY-AF phase transition is thought to be of the BKT type, and in that case the simple application of the PRG method may lead to the false conclusion. To overcome such a difficulty, one of the authors²⁹⁾ proposed a new powerful method, "level-spectroscopy", to estimate the BKT transition point precisely. This idea is based on the SU(2)/Z₂ symmetry at the BKT transition point. In this paper, we apply the level-spectroscopy to the XY-AF transition in the staggered magnetic field, and we obtain the phase diagrams for S = 1/2 (in Fig. 1) and for S = 1 (in Fig. 2). In the S = 1/2 case, there are two BKT lines and one Gaussian critical line ($1/\bar{2} < \gamma < 1$; $\beta = 0$). The Gaussian line can be determined by the recent Kitazawa's method.³⁰⁾ The Neel phase ($\gamma > 1$; $\beta = 0$), in which the groundstate is doublet, constructs a first-order transition line. For S = 1, on the other hand, although the BKT line exists, any Gaussian line does not appear. This is quite different from the bond-alternation case. The Haldane phase ($0 < \gamma < \gamma_{c2}$; $\beta = 0$) is connected continuously to the AF phase. The Neel phase is on the line $\gamma > \gamma_{c2}$; $\beta = 0$. The existence of a hidden Z₂ × Z₂ symmetry is discussed in summary.

2. Method and Symmetry

We consider the 2D sine-Gordon model, which is derived from the Hamiltonian (1.2) by means of the bosonization technique,⁸⁾ as an effective theory to describe the BKT transition. The action is written by

$$S = \frac{1}{2K} \int d^2x (\partial_\mu \phi)^2 + \frac{y}{2} \int d^2x \cos \frac{\phi}{2}; \quad (2.1)$$

where ξ is a short distance cut-off. We also define the dual field $(\phi; x)$ as

$$\frac{\partial}{\partial \phi} (\phi; x) = iK \frac{\partial}{\partial x} (\phi; x); \quad (2.2a)$$

$$\frac{\partial}{\partial x} (\phi; x) = iK \frac{\partial}{\partial \phi} (\phi; x); \quad (2.2b)$$

Although the U(1) symmetry for the field ϕ is broken by the second term of eq.(2.1), it remains in the dual field. Here we compactify ϕ on a circle with radius $1/\sqrt{2}$. The winding number for a configuration of ϕ is nothing but total magnetization along the z-axis. The coupling constants K and y are renormalized by the scaling transformation $\phi \rightarrow e^{d_1} \phi$, obeying the following renormalization group equations,⁶⁾

$$\frac{d}{dl} y_0(l) = y^2(l); \quad (2.3a)$$

$$\frac{d}{dl} y(l) = y_0(l)y(l); \quad (2.3b)$$

where $y_0 = K/2$. For the finite system, l is related to L by $l = \log L$. The renormalization flow diagram is sketched in Fig. 3. The perturbation of $\cos \frac{\phi}{2}$ is irrelevant for $K > 4$ and the trajectory flows into the Gaussian fixed line ($y_0 > 0$; $y = 0$), which corresponds to the XY phase with no symmetry breaking. When $K < 4$, $\cos \frac{\phi}{2}$ is a relevant operator and y goes to

infinity. In this case, $h_i = \frac{p}{2}$ and the translational symmetry is broken. This means that the groundstate has AF long-range order caused by the staggered magnetic field. The BKT line ($y = y_0$) is the boundary between the XY and the AF phases, and K is renormalized to 4. The scaling dimension of the vertex operator $O_{n,p} = \exp(in \frac{\phi}{2}) \exp(ip \frac{\phi}{2})$ on the Gaussian model ($y = 0$) is given by

$$x_{n,p} = \frac{1}{2} n^2 K + \frac{m^2}{K}; \quad (2.4)$$

Thus the scaling dimension of $\cos \frac{\phi}{2}$ becomes 2 at the BKT fixed point ($y = y_0 = 0$). By the way, besides $\cos \frac{\phi}{2}$, there are four operators which become marginal at the BKT fixed point. They are $\sin \frac{\phi}{2}$, $\exp(i \frac{\phi}{4})$ and the marginal operator defined by

$$M = \frac{2}{K} (\partial_\mu \phi)^2; \quad (2.5)$$

However, this degeneracy splits by the logarithmic corrections on the BKT line away from the BKT fixed point ($y = y_0 = 0$). Next we consider how such splitting happens. Here we note that M and $\cos \frac{\phi}{2}$ are hybridized near the BKT line,

$$A = M + \cos \frac{\phi}{2}; \quad (2.6)$$

$$B = \frac{p}{2} \cos \frac{\phi}{2} - \frac{1}{2} M; \quad (2.7)$$

The coefficients are determined by the orthogonal condition $\langle A(x_1) B(x_2) \rangle = 0$. The renormalized scaling dimensions of the operators, A, B, $\sin \frac{\phi}{2}$ and $\exp(i \frac{\phi}{4})$ are given as, up to the lowest order in y_0 ,

$$x_0(l) = 2 - y_0(l) + \frac{4}{3}t; \quad (2.8a)$$

$$x_1(l) = 2 + 2y_0(l) + \frac{2}{3}t; \quad (2.8b)$$

$$x_2(l) = 2 + y_0(l); \quad (2.8c)$$

$$x_3(l) = 2 - y_0(l); \quad (2.8d)$$

respectively.²⁹⁾ An additional parameter t plays the role of the deviation from the BKT line, $y = y_0 = 1 + t$, and $y_0(l) = 1 - t = (\log L)^{-1}$ when $t \rightarrow 1$. As an application of the conformal field theory (CFT), it is known that the scaling dimension is related to the finite-size gap of the periodic system,³¹⁾

$$E_n(L) - E_g(L) = \frac{2v}{L} x_n; \quad (2.9)$$

where v denotes the spin-wave velocity. Hence the eigenvalues corresponding to x_0 and x_3 cross linearly on t and degenerate on the BKT line, reflecting the SU(2)/Z₂ symmetry of the BKT line.

We apply the above sine-Gordon theory to the original spin system. The Hamiltonian (1.2) is invariant under spin rotation around the z-axis, translation by two sites ($S_i \rightarrow S_{i+2}$) and space inversion ($S_i \rightarrow S_{-i}$; reflection on a spin site). Therefore eigenstates are classified by total spin moment ($S_T^z = \sum_{i=1}^L S_i^z$),

- [16] T. Sakai and M. Takahashi: J. Phys. Soc. Jpn. 59 (1990) 2688.
- [17] M. Yajima and M. Takahashi: J. Phys. Soc. Jpn. 63 (1994) 3634.
- [18] T. Kennedy and H. Tasaki: Phys. Rev. B 45 (1992) 304; Commun. Math. Phys. 147 (1992) 431.
- [19] I. A. A.eck: Nucl. Phys. B 257 [FS14] (1985) 397.
- [20] I. A. A.eck and F. D. M. Haldane: Phys. Rev. B 36 (1987) 5291.
- [21] M. Oshikawa: J. Phys. Condens. Matter 4 (1992) 7469.
- [22] Y. Kato and A. Tanaka: J. Phys. Soc. Jpn. 63 (1994) 1277.
- [23] S. Yamamoto: J. Phys. Soc. Jpn. 63 (1994) 4327; *ibid.* 63 (1995) 16128.
- [24] K. Totsuka, Y. Nishiyama, N. Hatano and M. Suzuki: J. Phys. Condens. Matter 7 (1995) 4895.
- [25] A. Kitazawa, K. Nomura and K. Okamoto: Phys. Rev. Lett. 76 (1996) 4038; A. Kitazawa and K. Nomura: cond-mat/9705179.
- [26] F. C. A. Icaraz and A. L. M. Alvarez: J. Phys. A 28 (1995) 1521.
- [27] M. N. Bonner: Phase transition and Critical Phenomena, ed. C. Domb and J. L. Lbowitz (Academic Press, New York, 1983) Vol. 8 p. 145.
- [28] K. Okamoto and K. Nomura: J. Phys. A 29 (1996) 2279.
- [29] K. Nomura: J. Phys. A 28 (1995) 5451.
- [30] A. Kitazawa: J. Phys. A 30 (1997) L285.
- [31] J. L. Cardy: J. Phys. A 17 (1984) L385.
- [32] C. J. Hamer: J. Phys. A 19 (1986) 3335.
- [33] F. C. A. Icaraz, M. N. Barber and M. T. Batchelor: Phys. Rev. Lett. 58 (1987) 771; Ann. Phys. (N.Y.) 182 (1988) 280.
- [34] F. W. Oynarovich: Phys. Rev. Lett. 56 (1987) 259.
- [35] C. J. Hamer and M. T. Batchelor: J. Phys. A 21 (1988) L173.
- [36] K. Hida: Phys. Rev. B 45 (1992) 2207.
- [37] M. Kohmoto and H. Tasaki: Phys. Rev. B 46 (1992) 3486.
- [38] S. Takada: J. Phys. Soc. Jpn. 61 (1992) 428.
- [39] M. Tsukano and K. Nomura: in preparation.

Figure Caption

Fig. 1. Phase diagram of the $S = 1/2$ system. The XY-AF transition is of the BKT type, and the dotted line denotes the Gaussian critical line. The Neel phase (doubly degenerate) makes the first-order transition line (bold line).

Fig. 2. Phase diagram of the $S = 1$ system. The inset shows the blow-up region for $0.1 < \beta$ on double logarithmic scale. We obtain that $\beta_c = 0.52 \pm 0.02$ on assumption that $\beta_c / \beta_c^0 \rightarrow 0$ near $\beta_c = 0$.

Fig. 3. Renormalization flow diagram of the 2D sine-Gordon model.

Fig. 4. Low-energy excitations as $L = 14$ and $\beta = 0.5$. Eigenstates belong to $q = 0; S_T^z = 0; P = 1; T = 1(-)$, $q = 0; S_T^z = 0; P = 1; T = 1(+)$ and $q = 0; S_T^z = 4; P = 1(+)$ subspace, respectively.

Fig. 5. Estimation of the BKT transition point as $\beta_c = 0.5$. Using the system sizes $L = 8, 18$, we obtain that $\beta_c = 0.855 \pm 0.001$.

Fig. 6. Scaling dimensions, $(x_0 + x_2) = 2(-)$ and $(2x_0 + x_1) = 3(+)$, at the critical point $\beta_c = 0.5$; $\beta_c = 0.855$.

Fig. 7. Low-lying energies in $S_T^z = 0$ subspace of the $S = 1/2$ system with $L = 20$ and $\beta = 0.5$, on antiperiodic boundary condition.

Fig. 8. Low-lying energies in $S_T^z = 0$ subspace of the $S = 1$ system with $L = 14$ and $\beta = 0.5$, on antiperiodic boundary condition.

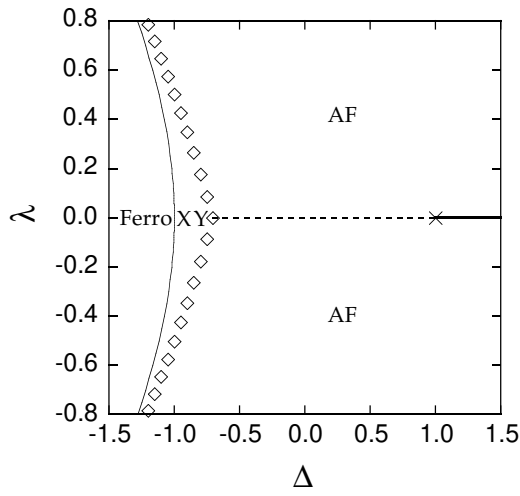


Fig.1 M.Tsukano, K.Nomura

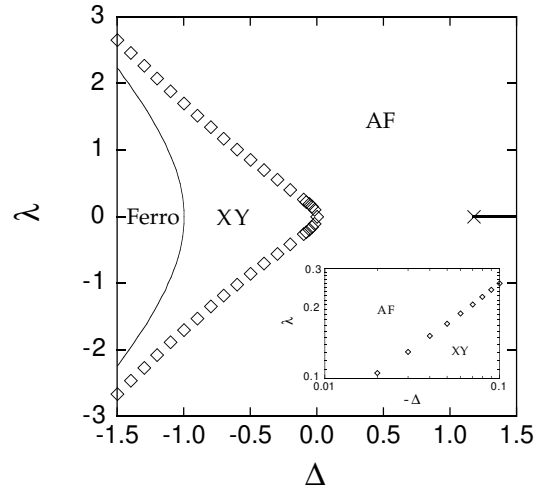


Fig.2 M.Tsukano, K.Nomura

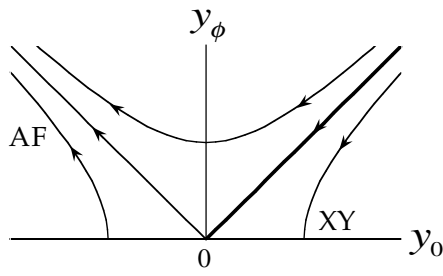


Fig.3 M.Tsukano, K.Nomura

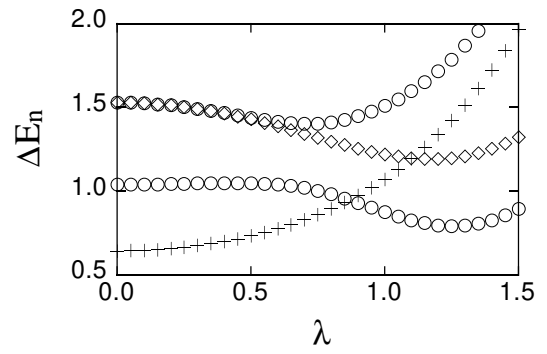


Fig.4 M.Tsukano, K.Nomura

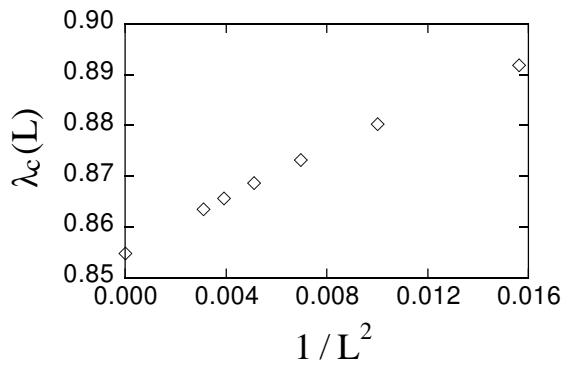


Fig.5 M.Tsukano, K.Nomura

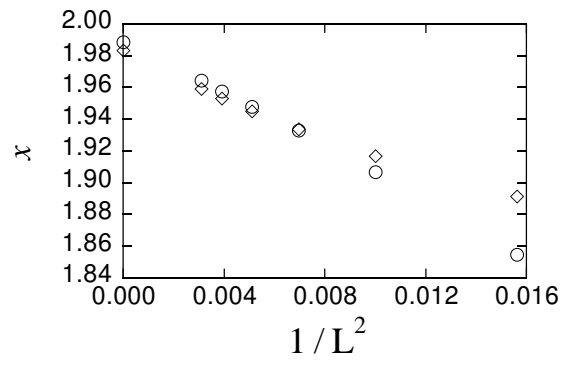


Fig.6 M.Tsukano, K.Nomura

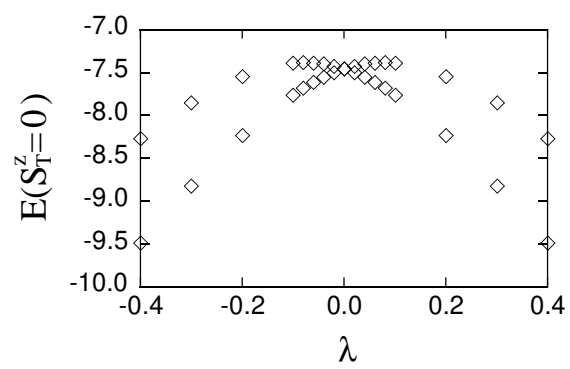


Fig.7 M.Tsukano, K.Nomura

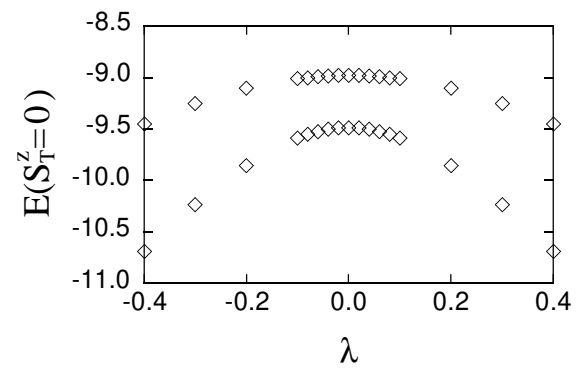


Fig.8 M.Tsukano, K. Nomura