

Non-equilibrium Josephson-like effects in mesoscopic S-N-S junctions

Nathan Argaman

Institute for Theoretical Physics, University of California, Santa Barbara, CA 93106, USA

(August 29, 1997)

Wide mesoscopic superconducting (normal metal) superconducting (S-N-S) junctions exhibit Andreev bound states which carry substantial supercurrents, even at temperatures for which the equilibrium Josephson effect is exponentially small. The currents carried by different states can cancel each other. This cancellation is incomplete whenever the junctions are driven out of equilibrium, e.g., by a dc voltage. This leads to phenomena similar to the usual dc and ac Josephson effects, but dominated by the second harmonic of the Josephson frequency, which may explain some striking recent experiments. A simple description of these, in the spirit of the Resistively Shunted Junction model, is suggested.

PACS numbers: 74.50.+r, 74.40.+k, 74.80.Fp, 73.23.Ps

Mesoscopic superconducting (normal metal) superconducting (S-N-S) junctions exhibit a spectrum of low lying electronic "Andreev bound states", which depends strongly on the phase difference between the order parameters in S (see Fig. 1). This dependence persists when the temperature T is raised, and the "normal metal coherence length", $\xi_N = \hbar D / k_B T$, becomes much smaller than the distance L between the two S electrodes (D is the diffusion constant in N). In this high temperature regime the equilibrium Josephson coupling is exponentially weak. However, as the spectrum depends on ϕ , and hence on time t (the voltage V is proportional to $d\phi/dt$), non-equilibrium (NEQ) effects occur, including supercurrents which are the topic of this Letter.

Such junctions have attracted much attention. The dependence of their conductance was studied extensively in recent years [1], and it was demonstrated that a naive Ginzburg-Landau description of proximity effects was insufficient. In these "Andreev interferometers" N is connected to external normal metal electrodes, which thermalize the occupations [2]. In contrast, for an "isolated" N the electronic excitations are "bound": an electron near the Fermi level in N cannot enter S because of the superconducting gap, except by "Andreev reflection" — it pairs with another electron from the Fermi sea, leaving behind a hole. Conversely, a hole may break up a Cooper pair and produce an electron. These processes coherently mix the electron and hole states in N, in a ϕ -dependent manner. As energy relaxation is slow in the mesoscopic regime ($\tau > L^2/D$, with τ the single-particle dephasing time), NEQ situations naturally develop.

NEQ phenomena have been studied for both clean [3,4] and dirty [5,6] S-N-S junctions [7]. The progress made here is in (a) developing a simple but versatile model of NEQ phenomena, in the spirit of the resistively shunted junction (RSJ) model (at the price of a restriction to small voltages); and (b) using the unusual harmonic content of the NEQ supercurrents to understand a recent observation [8], which cannot be explained [9] in

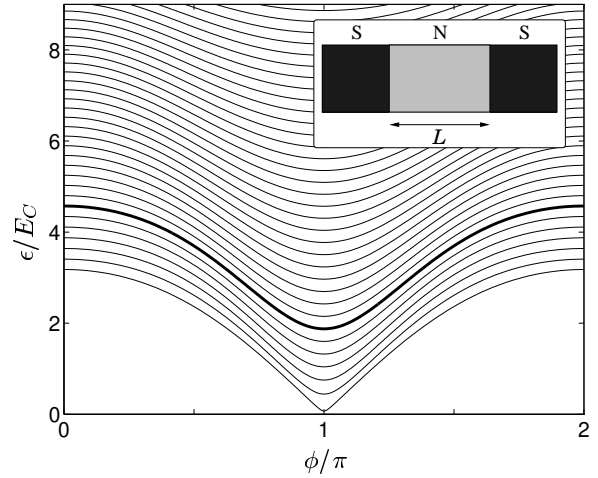


FIG. 1: Energies of some of the Andreev bound states E_n (equally spaced in n), as a function of ϕ , for a diffusive S-N-S junction (see inset) with E_C (and $\Delta = 1$). Thick line: a representative used below, $E_{\text{rep}}(\phi)$.

terms of previously proposed effects [10]. The simplest description of NEQ, with a constant energy relaxation rate $1/\tau_E$ (with τ_E the energy relaxation time), is used to discuss wide (or long) dirty junctions, in the high temperature regime, $E_C = \hbar D / L^2 \ll T$. Here E_C is the Thouless energy (the correlation energy of the spectrum), $k_B = 1$, and Δ is the gap in S. The single-particle level spacing in N, ϵ , is taken small (metallic limit): $\hbar = \epsilon E_C$.

The density of states $\rho(\epsilon; \phi)$ can be calculated from the (disorder-averaged) Usadel equations [11,12]. It is convenient to define the energy $E_n(\phi)$ of the n th level: $\rho(\epsilon; \phi) = \sum_n \delta(\epsilon - E_n(\phi))$, see Fig. 1 ($n = 0$ is the Fermi level). We have assumed for simplicity that time reversal symmetry is preserved, that the pair potential is constant in S and vanishes in N, and that the N-S boundaries are "perfect", i.e. that no normal reflection occurs and the amplitude for Andreev reflections is of unit magnitude. A mini-gap is proximity-induced in N. Its size is

$E_g \approx 3.1E_C$ for $\phi = 0$, and it closes when $\phi = \pi$ and reopens periodically [12] (fluctuations in E_g and E_n are only $\sim 0.1E_C$). The spectrum is very sensitive to symmetry breaking | for example, a moderate amount of spin- $\frac{1}{2}$ scattering, with $\hbar\omega_{sf} \approx E_C$, can close the minigap. However, for most S-N-S geometries it contains a band of width E_C of levels with a significant ϕ -dependence. For our system, the curve $E_{rep} \approx 3.4E_C [1 + 0.7 \cos(\phi)]$ represents the low-lying part of the spectrum well, and the effective number of levels in this band is $N \approx 10E_C/\Delta$, including a factor of 2 for spin [a simple shift in energy does not affect the contribution of a level $E_n(\phi)$]. As we will use only the fact that E_{rep} is ϕ -periodic, the results will be qualitatively applicable also to the experimentally-relevant clean case, with a mean-free-path of a few times L (though perhaps not to the theoretical clean limit [3,4], which has a separable spectrum).

The states E_n carry currents, $I = (2e\hbar)(dE_n/d\phi)$ per occupied state, as seen by equating the spent and stored energies, $I V dt = dE_n$ (neglecting any changes in the interaction energy), and using the Josephson relationship $d = (2e\hbar)V dt$. For each n there is also a state at $-E_n$, with the opposite current. The total supercurrent is thus

$$I_S = \frac{2e\hbar}{h} \sum_n \frac{dE_n}{d\phi} (f_n - f_{-n}); \quad (1)$$

where f is the occupation probability of E_n , and f_{-n} is that of $-E_n$ (Ref. [13]; the spin index is included in n).

The fact that NEQ occupations often enhance supercurrents was demonstrated in the seventies [7], and follows from an elegant argument. In thermal equilibrium, $f = f_{eq} = 1/(1 + \exp(\beta E_n))$, and I_S takes the form

$$I_{eq}(\phi) = \frac{2e\hbar}{h} \sum_n j_n(\phi) \tanh(\beta E_n); \quad (2)$$

where $j(\phi)$ is the "Josephson current density", $j(E_n; \phi) = (2e\hbar)(dE_n/d\phi)$. This $j(\phi)$ is the imaginary part of a "Green's function" which is analytic in the upper half of the complex plane | a positive imaginary part of j corresponds to a dephasing rate ($\hbar\omega = \Delta$) which would smoothen out any singularities. Using contour integration (the integrand is even), one finds the well-known Matsubara sum: $I_{eq} = 2i T \sum_n j(i!_n)$, where $!_n = (2n-1)T$ are the poles of the \tanh factor. At high temperatures, even the smallest Matsubara frequency has a decay time $\hbar\omega = !_1 < L^2/D$, yielding an exponentially small $j(i!_n)$. Thus, for physical quantities of this form, thermal averaging is mathematically equivalent to dephasing.

In NEQ situations contour integration cannot be used, and the currents are not exponentially small. For Eq. (2) to give small results, $j(\phi)$ must oscillate: in our disordered system, $j(i!_n)$ decays exponentially with $!_n = E_C$ on the imaginary axis, and correspondingly $j(\phi)$ oscillates and decays rapidly with $\phi = E_C$. The $E_n(\phi)$ curves in Fig. 1

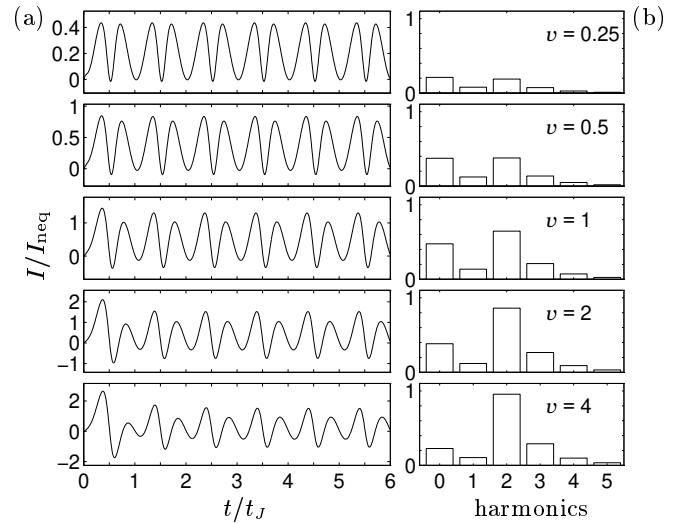


FIG. 2: (a) I_S vs. t , and (b) amplitudes I_k of its harmonic decomposition at $t = E_C$ (with $k \geq 0$; phases not shown), for various dc voltages labeled by $v = (2e\hbar)V/E_C$.

thus change their character repeatedly at higher v , occasionally having shallow maxima at $\phi = \pi$, rather than minima. As can be seen from Eq. (4) below, the deviations of f from equilibrium change sign in rhyme with these oscillations, and thus the integrand of the NEQ part of the supercurrent, $2 \sum_n j_n(\phi) (f_n - f_{-n})$, does not change sign and cannot be affected by any cancellations.

The expression for I_S may thus be approximated by

$$I_S \approx I_{eq}(\phi) + \frac{2e\hbar}{h} N \frac{dE_{rep}}{d\phi} (f - f_{eq}); \quad (3)$$

The errors incurred here [14] are probably smaller than those of the relaxation-time approximation,

$$\frac{df}{dt} = -\frac{1}{\tau} (f - f_{eq}); \quad (4)$$

which we shall also employ. For example, the latter ignores the effects of the minigap on the electron-electron and electron-phonon relaxation processes.

When a dc voltage is applied to the junction, $d\phi/dt = 2eV/\hbar = \text{const.}$; this model gives ac supercurrents, see Fig. 2 (the units I_{neq} and t_J are defined below). Here $T = E_C$ was used to take $I_{eq} = 0$ and $f_{eq} = \frac{1}{2}$, $E_{rep} = 4T$. The second harmonic dominates because I_S of Eq. (3) is a product of two oscillatory factors, $dE_{rep}/d\phi$ and $(f - f_{eq})$. For junctions with $L^2 = D$ one expects a much "softer" spectrum, with $E_{rep} \propto \cos(\phi)$, and I_S would exhibit true frequency doubling, evolving from a $\sin^2(\phi)$ behavior to $\sin(2\phi)$ as V is increased.

In the limit of small voltages, we reproduce the results of Refs. [6,7]: $f - f_{eq} \approx \frac{2eV}{\hbar} \frac{dE_{rep}}{d\phi}$, and

$$I_S = \frac{2e\hbar}{h} \frac{N E_C V}{2T} \frac{dE_{rep}}{d\phi} + O(V^2); \quad (5)$$

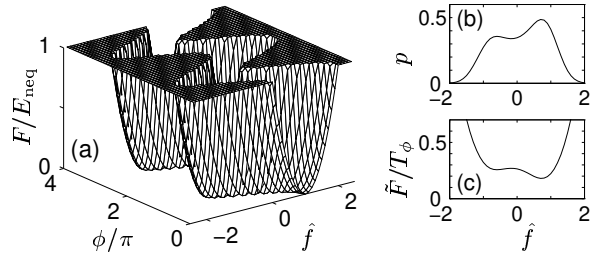


FIG. 3: (a) The free energy function $F(\phi; \hat{f})$, for $I = 0$, is a winding valley with minimum at $\hat{f} = \hat{E}_C$ and a parabolic cross-section. (b) The probability density in \hat{f} , for $T = 0.25E_{\text{neq}}$, is $p(\hat{f}) = \exp(-F/T)$; here $T = 0.25E_{\text{neq}}$. (c) The effective potential, $\hat{F}(\hat{f}) = -T \log p$. When $T \rightarrow 0$, its minimum traps the system.

This adds a phase-dependent term to the ohmic conductance of the junction. For a large dc voltage, we may approximate ϕ by a constant — the phase average of ϕ_{eq} — which yields a purely oscillatory I_S . As can be seen from the Dybale mechanism of Ref. [6], which monitors the steady-state transfer of energy into the heat bath ($\dot{Q} = \dot{E}$) rather than that into the electrons, the total power dissipated approaches a constant P_{max} at large V , and so $\int I dt$ decreases as $P_{\text{max}} = V$.

So far, we have ignored the normal current component, $I_N = G_N V$, where G_N is the conductance of N in the absence of proximity effects. Clearly, in the metallic limit the occupations can not evolve adiabatically (as in Ref. [5]). Instead ϕ diffuses in energy [15], with a coefficient $D_E(\phi) = G_N V^2$. To see this, note that in a time t a particle can cross the junction $tE_C = \hbar$ times, shifting in energy by eV at each Andreev reflection, so that $D_E = (eV)^2 D = L^2$ [recall that $G_N = (e^2/\hbar)E_C = 1$]. This additional relaxation term can be neglected, compared to the terms kept in Eq. (4), if $E_D \ll E_C^2$ or $t_J D_E \ll E_C^2$, depending on the context ($t_J = \hbar/2eV$ is the Josephson period). This limits our model to small voltages, $eV \ll E_C \hbar = E$, or $eV \ll E_C$, respectively. It is difficult to avoid the latter restriction, because at still higher voltages the temporal and spatial dependencies of the relevant Green's functions become intertwined.

In many situations $I(t)$ rather than $V(t)$ is given. As in the well-known RSJ model [16], we write $I = I_S + I_N + I_F$, where I_F is a fluctuating noise component (S-N-S junctions are generally overdamped, with no displacement current). We rescale $E_{\text{rep}}(\phi)$ and ϕ , giving

$$\frac{d\phi}{dt} = \frac{2e}{\hbar G_N} (I - I_{\text{eq}}) 2 \frac{d\hat{E}}{d\hat{f}} (\hat{E} - \hat{f}) + I_F \quad (6)$$

$$\frac{d\hat{f}}{dt} = \frac{1}{E} (\hat{E} - \hat{f}) + J_F; \quad (7)$$

where \hat{E} and \hat{f} are defined by $E_{\text{rep}}(\phi) = A\hat{E} + B$ and $\phi = \frac{1}{2} (A\hat{f} + B) = 4T$, with the requirement

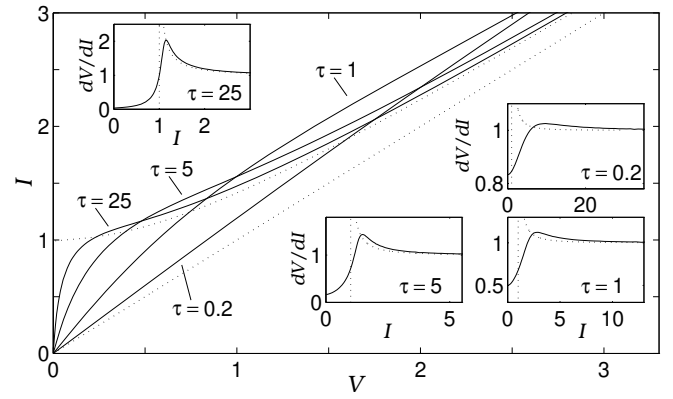


FIG. 4: The $I|V$ curves and differential resistances (insets) for a dc current bias in the NEQ model, for four values of the relaxation time τ ; compared to the RSJ model with $I_C = I_{\text{neq}}$, and to $I = G_N V$ (dotted lines).

1. $\hat{E} = 1$ (in our model $A = 1.3E_C$). Here $I_{\text{neq}} = (2e/\hbar)N A^2 = 4T$, and the energy scale is $E_{\text{neq}} = (\hbar/2e)I_{\text{neq}} = 4T$, only a factor of $E_C = 3.5T$ smaller than the $T = 0$ Josephson coupling energy. The correlators $\langle I_F(t)I_F(0) \rangle = 2T \delta(t)$ and $\langle J_F(t)J_F(0) \rangle = (E/T) \delta(t)$ give the Gaussian fluctuations of I_F and J_F . For thermal noise, $T = T$; high-frequency external noise can be described by $T > T$.

Eqs. (6) and (7) describe overdamped motion in a free energy landscape $F(\phi; \hat{f}) = E_{\text{neq}} (\hat{E} - \hat{f})^2$ ($\hbar/2e$) (see Fig. 3(a)). This generalizes the tilted washboard potential of the RSJ model, $F(\phi) = (\hbar/2e)(I_C \cos \phi + I)$ (where ϕ need not be followed). For ϕ fixed, the fluctuations induced by J_F reproduce the N noise of thermal occupations (and result in increased current noise, $I_S / \partial F / \partial I$, Ref. [18]). Note that for $T \rightarrow 0$ (fast equilibration), \hat{f} may be integrated out, which must reproduce the RSJ model. Here $I_C = 0$, but the dependence of the bottom of the valley re-emerges at lower T .

In the opposite limit, $T \rightarrow 1$, the fast variable may be removed (see Fig. 3), giving a two-peaked probability density in \hat{f} (one broad peak for large T). The corresponding effective potential, $\hat{F}(\hat{f})$, has valleys with a depth roughly T , which trap the system if $T < T$ (Ref. [19]). This drastically reduces the rate of phase slip: the variable remains near the extrema of \hat{E} , and changing it with \hat{f} fixed (because E is large) entails overcoming a barrier of order E_{neq} . This surprising fact — that noise enhances conductance near $I = 0$ — is demonstrated numerically below.

The dc $I|V$ curves of this model, obtained with $I(t) = \text{const}$ and no noise ($I_F = J_F = 0$), are displayed in Fig. 4, using units of I_{neq} , $V_{\text{neq}} = G_N I_{\text{neq}}$ and $\tau_{\text{neq}} = \hbar/2eV_{\text{neq}}$ for current, voltage and time. The results for large τ lie remarkably close to the $I|V$ curves of the RSJ model [20], except for the finite zero-bias conductance, equal to $1 + \tau$, or $G_N + E (2e/\hbar)I_{\text{neq}}$. Re-

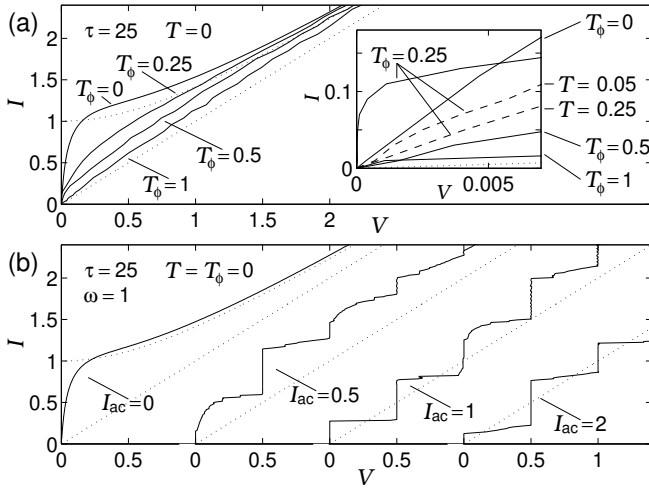


FIG. 5: (a) The effect of external noise (indicated by T) on the dc $I|V$ curves with $\tau = 25$ (the waviness is due to the finite numerical integration time). Inset: on a much expanded scale the $T = 0.25$ curve is seen to cross the one for $T = 0$, and appears to have a "critical current" of $0.1I_{neq}$. Thermal noise counteracts this ($T > 0$; dashed lines). (b) An ac current bias (with amplitudes I_{ac} , frequency $\omega = 2eV_{neq}/\hbar$, and no noise) produces Shapiro steps. The step at $V = 0.5$ is due to supercurrents at twice the Josephson frequency.

sults with external noise (and a large E_c) are shown in Fig. 5(a). Such numerical calculations indicate that for finite E_c the scaled conductance grows at most as E_c^{-2} , and not exponentially as in the $E_c \rightarrow 1$ case.

An ac drive, $I_{ac} \cos(\omega t)$, produces Shapiro steps in the $I|V$ curves [phase locking of the ac Josephson oscillations to the external frequency ω , see Fig. 5(b)]. As in the RSJM model [16], closely related results obtain for the simpler, voltage-biased case [21]. For weak ac driving, the subharmonic step at $\frac{1}{2}\omega$ dominates. As observed in the experiments of Ref. [8], this step is the largest for $T > E_c$, but does not appear to be parametrically larger than the others (a mechanism with true frequency doubling would behave differently). The experimental steps were much smaller in size, which could indicate fast equilibration [the steps disappear quadratically for small E_c , because to leading order Eq. (5) gives $I = G(V)$, which relates the time integrals of the current and voltage by a constant ratio, $G(V)/d = 2$, and precludes any steps [9]. A detailed modeling of the experiment requires additional measurements, which are in progress.

In summary, we have discussed NEQ effects very similar to both the dc (Fig. 4) and the ac (Fig. 2) Josephson effects, which decay with temperature only as $I_{neq}/E_c = T$. The NEQ occupations can be produced by microwave irradiation, a noisy external circuit, or simply an applied voltage. The new effects have the signature of being dominated by the second harmonic of the Josephson

frequency, and may have already been observed.

I would like to thank S.J. Allen, J.G.E. Harris, H. Kroemer, K. Lehnert, B. Spivak, M. Tinkham, and F. Zhou for fruitful discussions. This work was supported by NSF grants No. PHY 94-07194 and No. DMR 96-30452.

- [1] See, e.g., H. Courtois et al., Phys. Rev. Lett. 76, 130 (1996); and references therein.
- [2] For a discussion of Shapiro-like steps due to these equilibrium phenomena, see A.F. Volkov and H. Takayanagi, Phys. Rev. Lett. 76, 4026 (1996); *ibid* 78, 2679 (1997).
- [3] See U. Günsenheim and A.D. Zaikin, Phys. Rev. B 50, 6317 (1994); and references therein.
- [4] P. Samuelsson, V.S. Shumiko and G. Wendin (unpublished) discuss a steady-state NEQ supercurrent.
- [5] D.A. Verin and A. Bardas, Phys. Rev. B 53, R1705 (1996); cond-mat/9706087.
- [6] F. Zhou and B. Spivak, JETP Lett. 65, 369 (1997).
- [7] For earlier work, see M. Tinkham Introduction to Superconductivity, 2nd ed., Chap. 11 (New York, McGraw-Hill, 1996), or, e.g., J.M. Warlamont et al., Phys. Rev. Lett. 43, 169 (1979); and the opening statements of A.D. Zaikin and G.F. Zharkov, JETP Lett. 35, 636 (1982).
- [8] H. Drexl, J.G.E. Harris, E.L. Yuh, K.C. Wong, S.J. Allen, E.G. Gwinn, H. Kroemer, and E.L. Hu, Surf. Science, 361-362, 306 (1996).
- [9] J.G.E. Harris, N. Argyaman, and S.J. Allen, Phys. Rev. Lett. 78, 2678 (1997).
- [10] B.Z. Spivak, and D.E. Khmel'nitskii, Pis'ma Zh.ETF. 35, 334 (1982) [JETP Lett. 35, 412 (1982)].
- [11] N. Argyaman (unpublished) [this is an outgrowth of N. Argyaman, Europhys. Lett. 38, 231 (1997)].
- [12] J.A. Melsen et al., Europhys. Lett. 35, 7 (1996); W. Belzig et al., Phys. Rev. B 54, 9443 (1996); Our results agree in detail with F. Zhou et al., cond-mat/9707056.
- [13] Situations of "branch imbalance" [7], for which the occupations of the E_n and the E_n levels are not simply related, do not arise in the present work [see Eq. (4)].
- [14] To quantify the errors we have used the full set of $E_n(V)$ curves, and found deviations of less than 15%, for 85% of the harmonic amplitudes shown in Fig. 2.
- [15] M. Wilkinson and E.J. Austin, Phys. Rev. A 46, 64 (1992).
- [16] Dynamics of Josephson Junctions and Circuits, K.K. Likharev (Gordon and Breach, New York, 1986).
- [17] Here $F = \log(\# \text{ of occupied states with the given } \hat{f})$.
- [18] With a fluctuation-dissipation relation to Eq. (5), A. Martin-Rodero et al., Phys. Rev. B 53, 8891 (1996); D. Averb and H.T. Im, Phys. Rev. Lett. 76, 3814 (1996).
- [19] For $T = 0$, some noise in $d\hat{f}/dt$ is still induced by T .
- [20] In contrast to the RSJM model with noise, (which also has $dV=dI > 0$ near $I = 0$ [16]) the different curves of Fig. 4 cross each other [as $E_c \rightarrow 0$ the maximum in $dV=dI$ shifts higher and higher, to $I' = G_N \hbar/e E_c = I_{neq}$].
- [21] N. Argyaman, unpublished.