

Coarsening and Pinning in the Self-consistent Solution of Polymer Blends Phase-Separation Kinetics

Claudio Castellano^a and Federico Corberi^b

^a Istituto Nazionale di Fisica della Materia, Unità di Napoli and Dipartimento di Scienze Fisiche, Università di Napoli,
Mostra d'Oltremare, Pad. 19, 80125 Napoli, Italy

^b Dipartimento di Fisica, Università di Salerno, 84081 Baronissi(SA), Italy

We study analytically a continuum model for phase-separation in binary polymer blends based on the Flory-Huggins-De Gennes free energy, by means of the self-consistent large- n limit approach. The model is solved for values of the parameters corresponding to the weak and strong segregation limits. For deep quenches we identify a complex structure of intermediate regimes and crossovers characterized by the existence of a time domain such that phase separation is pinned, followed by a preasymptotic regime which in the scalar case corresponds to surface diffusion. The duration of the pinning is analytically computed and diverges in the strong segregation limit. Eventually a late stage dynamics sets in, described by scaling laws and exponents analogous to those of the corresponding small molecule systems. PACS: 64.75.+g, 64.60.Mj, 61.25.Hq

I. INTRODUCTION

The kinetics of phase separation has been the subject of considerable effort in recent years [1]. Among the most investigated systems are binary polymer blends [2]; beyond their importance for technological applications, such systems are extremely interesting also from a more fundamental point of view. Due to the intrinsic connectivity of macromolecules, phase separation in polymeric mixtures takes place on space and time scales more easily accessible experimentally than for small molecule systems. Furthermore, long range interactions along the chains greatly reduce the size of the critical region, allowing to disregard critical fluctuations in many situations. On the other hand, connectivity gives rise to additional complexity in the system, that can in principle lead to a different behavior with respect to the small molecule case. Previous investigations [3] have shown that the global theoretical picture is the same for the asymptotic dynamics of a system in the weak segregation limit (WSL), but still many challenging problems remain unsolved: for example the origin of the pinning phenomenon observed in experiments for off-critical quenches and the theoretical study of the strong segregation limit (SSL), which is hard to attack with the traditional numerical methods.

In this paper we consider the most common theoretical model describing the kinetics of phase separation for a binary polymer blend: the Cahn-Hilliard equation with the Flory-Huggins-De Gennes (FHDG) free energy functional. We propose a generalization of the above mentioned model to the case of an $O(n)$ vector order parameter field $\phi(\mathbf{x};t)$, with $n = 1, \dots, n$, and study the resulting equations in the large- n limit. The extrapolation of the model to large- n is a widely used technique of statistical mechanics, well suited for Ginzburg-Landau-type models, which has revealed quite powerful in the study of several systems [4]. The large- n limit allows to deal with the nonlinearities of the model by means of a self-consistency prescription which effectively linearizes the equations. The solution of the large- n model is often a good approximation to the evolution of physical systems with finite n .

The application of this method to the equation of motion for a symmetric polymer blend allows one to write down closed form equations for the main observables and to study analytically the time evolution of the model for all values of the parameters. In this way we can present results not only for the often investigated WSL but also for the much less known SSL, where a complex preasymptotic scenario can be identified.

In particular we find that the very late evolution belongs to the same universality class of the small molecule case and the typical domain size grows as $t^{1/z}$ with the dynamical exponent $z = 4$, as usual in vectorial systems. For intermediate times, instead, different paths can be taken. More precisely, while for shallow quenches (WSL) the evolution closely reproduces what is known for small molecules, for deep quenches (SSL) additional terms, introduced in the equation of motion by the polymeric nature of the system, can play a relevant role. In this case, after the linear Cahn-Hilliard instability has occurred, the dynamics becomes exceedingly slow and the non equilibrium blend remains in a pinned state over an appreciable time interval. This effect is due to the existence of a nonequilibrium partially-ordered state which becomes stable for infinitely deep quenches or in infinitely long chains. For quenches of finite depth the system remains close to this state for a characteristic time t_p which is shown to diverge in the SSL as a power law or exponentially as the limits of the parameters are taken in different order. Later on it enters a second preasymptotic regime characterized by a slow coarsening of domains whose typical size grows as $t^{1/6}$. A crossover leads finally to the late stage where domains grow as $t^{1/4}$.

These results are derived using the large- n model for phase-ordering in polymer blends, which is an approximation of the real scalar model. It has been recognized in the small molecule case that this approximation leads to some results different from the properties of the corresponding scalar systems. One of them is trivial: the exponents

found using such method are valid for vectorial systems and therefore differ from those valid for scalar systems: the exponent $z = 4$ for the growth of domains in the large- n model is known to correspond to $z = 3$ when the order parameter is scalar. Another known discrepancy is that within the large- n approximation the structure factor obeys the multiscaling symmetry while systems for finite n exhibit scaling symmetry. This is related to the different nature of the phase-transition when n is infinite and in particular to the properties of the equilibrium state the large- n model evolves towards; although displaying the correct structure factor such state is not truly ordered: the local order parameter distribution remains gaussian instead of becoming bimodal as a result of the formation of domains [5]. Therefore a multiscaling structure factor in the large- n model must be interpreted as reflecting scaling symmetry in real systems. These differences are well known from the small molecule case and can be easily taken into account, but the absence of topological defects in the large- n model may make meaningless the extrapolation of the results for the large- n model to the description of actual evolution in scalar systems. More precisely one may wonder whether a model with no interfaces (the large- n model) can describe with sufficient accuracy the dynamics in presence of a field-dependent mobility, distinguishing bulk (where $j \neq j' - 1$) from interfaces (where $j = j' - 1$). This problem is discussed at length throughout the paper. The key point for the answer is a close comparison of our equations with those of the large- n model for ordinary Ginzburg-Landau systems. In such systems the connection between large- n and scalar results is well established. This allows the interpretation of all the complex pattern of regimes and crossovers found within the large- n model for polymeric systems in terms of concepts like bulk and surface diffusion even if they cannot be defined when $n = 1$. Hence it turns out that the analytical approximate solution preserves most of the essential physics of phase-ordering also for systems more complex than small molecule mixtures.

The paper is organized as follows. In Section II the usual equation describing phase separation for polymers is introduced and the large- n limit model is deduced from it. Section III is devoted to the analytical solution of this model and to the identification of the different regimes. The findings of Section III are verified and completed by means of a numerical solution of the large- n limit equations in Section IV. Finally in Section V the results are discussed and conclusions are drawn.

II. THE MODEL

Model blends are typically described by the Flory-Huggins-De Gennes free energy functional [6,7]

$$\frac{F(\phi)}{k_B T} = \int d\mathbf{x} \left[\frac{f_{FH}(\phi)}{k_B T} + \frac{1}{2} \chi(\phi) \nabla^2 \phi \right] \quad (1)$$

with

$$\chi(\phi) = \frac{\frac{1}{N_A} \phi^2}{18 [1 + \frac{1}{N_A} \phi^2]} + \frac{\frac{1}{N_B} \phi^2}{18 [1 + \frac{1}{N_B} \phi^2]} + \frac{1}{2} \phi^2 \quad (2)$$

where $\phi(\mathbf{x};t)$ is the order parameter field, k_B is the Boltzmann constant, N_A and N_B are the Kuhn lengths of the two species, χ is an effective interaction distance between monomers, and the Flory-Huggins free energy is [8]

$$\begin{aligned} \frac{f_{FH}(\phi)}{k_B T} = & \frac{1 + \frac{1}{N_A} \phi^2}{2N_A} \ln [1 + \frac{1}{N_A} \phi^2] + \frac{1 + \frac{1}{N_B} \phi^2}{2N_B} \ln [1 + \frac{1}{N_B} \phi^2] + \\ & + \frac{1}{4} [1 - \frac{1}{N_A} - \frac{1}{N_B}] \phi^2 \end{aligned} \quad (3)$$

where N_A and N_B are the degrees of polymerization of chains A and B; χ measures the strength of repulsion between unlike molecules and is inversely proportional to temperature. In the following we will always consider for simplicity a symmetric blend, for which $N_A = N_B = N$ and $\frac{1}{N_A} = \frac{1}{N_B} = \frac{1}{N}$. In this case the critical value $N = 2$ separates stable states of the blend ($N < 2$) from the thermodynamically unstable region ($N > 2$) where the mixture decays in two separate phases. The order parameter is related to the volume fraction of A-molecules by $\phi(\mathbf{x};t) = 2 \phi_A(\mathbf{x};t) - 1$.

The theoretical description of spinodal decomposition in binary blends is based on the Cahn-Hilliard equation for the time evolution of the order parameter field, originally introduced for small molecule systems [9]

$$\frac{\partial \phi(\mathbf{x};t)}{\partial t} = - \nabla \cdot (\mathbf{M}(\phi) \nabla \frac{F(\phi)}{\nabla^2 \phi}) + \xi(\mathbf{x};t) \quad (4)$$

where $\mathbf{M}(\phi)$ is the mobility and $\xi(\mathbf{x};t)$ is a gaussian white noise with zero average and variance proportional to the temperature. For a symmetric blend the mobility

$$M(\phi) = \frac{ND}{4} [\phi^2 \langle \phi^2(\mathbf{x};t) \rangle] \quad (5)$$

has been proposed [6] where D is a self-diffusion coefficient. With these positions the Langevin evolution equation of the order parameter field is given by

$$\begin{aligned} \frac{\partial \langle \phi^2(\mathbf{x};t) \rangle}{\partial t} = & \frac{ND}{2} r [\phi^2 \langle \phi^2(\mathbf{x};t) \rangle] r - \frac{1}{4N} \ln \frac{1 + \langle \phi^2(\mathbf{x};t) \rangle}{1 - \langle \phi^2(\mathbf{x};t) \rangle} - \frac{1}{4} \langle \phi^2(\mathbf{x};t) \rangle + \\ & + \frac{\langle \phi^2(\mathbf{x};t) \rangle^2}{9 [\phi^2 \langle \phi^2(\mathbf{x};t) \rangle]} r^2 \langle \phi^2(\mathbf{x};t) \rangle + \\ & + \frac{\langle \phi^2(\mathbf{x};t) \rangle^2}{9 [\phi^2 \langle \phi^2(\mathbf{x};t) \rangle]} [r \langle \phi^2(\mathbf{x};t) \rangle]^2 \end{aligned} \quad (6)$$

where we have neglected the thermal noise term since it is possible to show, at least in the analog of this equation for small molecule systems [10,11], that the temperature is asymptotically an irrelevant parameter below the order-disorder line. The scalar model introduced so far can be generalized to the case of an n -component vectorial order parameter $\phi(\mathbf{x};t) = \phi_1(\mathbf{x};t)\mathbf{e}_1 + \dots + \phi_n(\mathbf{x};t)\mathbf{e}_n$ with $\mathbf{e}_i = 1, \dots, n$. As described in Appendix 1, when the number n of components diverges the equation of motion for the single component $\phi(\mathbf{x};t)$ (we drop the index in the following) reads

$$\begin{aligned} \frac{\partial \langle \phi^2(\mathbf{k};t) \rangle}{\partial t} = & \frac{ND}{2} [\phi^2 \langle \phi^2(t) \rangle] k^2 - \frac{1}{4N S^{\frac{1}{2}}(t)} \ln \frac{1 + S^{\frac{1}{2}}(t)}{1 - S^{\frac{1}{2}}(t)} - \frac{1}{4} + \\ & + \frac{\langle \phi^2(t) \rangle^2}{9 [\phi^2 \langle \phi^2(t) \rangle]} + \frac{\langle \phi^2(t) \rangle^2}{9 [\phi^2 \langle \phi^2(t) \rangle]} k^2 \langle \phi^2(\mathbf{k};t) \rangle \end{aligned} \quad (7)$$

where by definition $S(t) = \langle \phi^2(\mathbf{x};t) \rangle$ and $S_2(t) = \langle [r \phi(\mathbf{x};t)]^2 \rangle$.

In the following the dynamics of systems undergoing critical quenches ($\langle \phi(\mathbf{x};t) \rangle = 0$) will be studied. In this case the quantities $S(t)$ and $S_2(t)$ can be computed self-consistently using the structure factor $C(\mathbf{k};t) = \langle \phi(\mathbf{k};t) \phi(-\mathbf{k};t) \rangle$, the Fourier transform of the real space pair connected correlation function, through

$$S(t) = \int_{\mathbf{k} \neq \mathbf{q}}^Z \frac{d\mathbf{k}}{(2\pi)^d} C(\mathbf{k};t) \quad (8)$$

and

$$S_2(t) = \int_{\mathbf{k} \neq \mathbf{q}}^Z \frac{d\mathbf{k}}{(2\pi)^d} k^2 C(\mathbf{k};t) \quad (9)$$

where d is the spatial dimension of the system and q is a phenomenological ultraviolet momentum cutoff. The evolution equation of the structure factor can be obtained from Eq. (7) as

$$\begin{aligned} \frac{\partial C(\mathbf{k};t)}{\partial t} = & \frac{ND}{2} [\phi^2 \langle \phi^2(t) \rangle] k^2 - \frac{1}{4N S^{\frac{1}{2}}(t)} \ln \frac{1 + S^{\frac{1}{2}}(t)}{1 - S^{\frac{1}{2}}(t)} - \frac{1}{4} + \\ & + \frac{\langle \phi^2(t) \rangle^2}{9 [\phi^2 \langle \phi^2(t) \rangle]} + \frac{\langle \phi^2(t) \rangle^2}{9 [\phi^2 \langle \phi^2(t) \rangle]} k^2 C(\mathbf{k};t) \end{aligned} \quad (10)$$

Eq. (10) together with the self-consistency relations (8) and (9) constitute the integro-differential equations governing the dynamics of the FHDG model in the large- n limit, and will be the object of our study. Some differences occur between Eq. (10) and its analog for small molecule systems [4]: the overall time-dependent factor $1/S(t)$ reflects the presence of a field-dependent mobility as opposed to the constant value usually taken; the terms proportional to $\langle \phi^2 \rangle^2$ are a consequence of the order parameter dependence of χ and do not appear in the equation for small molecules; the logarithmic form of f_{FH} is different from the usual Ginzburg-Landau quartic potential.

As we will see, in phase separation of binary polymer blends a key role is played by the product $N\chi$, setting how strongly segregated the two species are. When $N\chi > 2$ the absolute value of the equilibrium order parameter in the coexisting phases is much smaller than 1, indicating that in A-rich regions a high concentration of B molecules is present and vice versa. This is the Weak Segregation Limit (WSL), which is also called shallow quench condition, since it is usually realized by lowering T just below T_c . For deep quenches instead $N\chi \ll 2$ (Strong Segregation Limit, SSL); the order parameter equilibrium value is very close to ± 1 because separated domains are almost pure.

III. ANALYTICAL STUDY OF THE MODEL

In the following a high temperature disordered initial condition $C(k;0) = \delta(k)$ will be considered. Upon introducing the three quantities

$$L(t) = \frac{1}{9} N D^{-2} t^{\frac{1}{4}} \quad (11)$$

$$Z(t) = N D^{-2} \int_0^t [L - S(\tau)] d\tau \quad (12)$$

and

$$L^2(t) = N D^{-2} \int_0^t \frac{[L - S(\tau)]}{4} \frac{1}{N S^{\frac{1}{2}}(\tau)} \ln \frac{1 + S^{\frac{1}{2}}(\tau)}{1 - S^{\frac{1}{2}}(\tau)} d\tau + \frac{2}{9} \frac{S_2(t)}{S(t)} \quad (13)$$

Eq. (10) can be formally integrated, yielding

$$C(k;t) = \exp \left[-k^2 Z(t) + L^4(t) (2k_m^2(t) - k^2) \right] \quad (14)$$

where

$$k_m^2(t) = \frac{L^2(t)}{2[L^4(t) + Z^4(t)]} \quad (15)$$

is the position of the peak provided $L^2 > 0$, as is the case for sufficiently long times in the phase-ordering region.

The introduction of the three quantities (11), (12) and (13) allows the description of the dynamical evolution in terms of their competition. Depending on their relative size, the system exhibits different properties in subsequent time regimes, as will be described in detail below.

A. Early stage

For short times after the quench, assuming the initial fluctuations are not large, $S(t)$ and $S_2(t)$ can be neglected in Eq. (10) and the system exhibits the usual linear behavior of phase-ordering. The time evolution of $Z(t)$ and $L(t)$ is easily computed

$$Z(t) = (N D^{-2} t)^{\frac{1}{4}} L(t) \quad (16)$$

and

$$L(t) = \frac{N D}{4} \int_0^t d\tau (\tau + 2N)^{-\frac{1}{2}} = \frac{D}{4} (N - 2)t^{\frac{1}{2}} \quad (17)$$

As a consequence, in complete analogy with linear behavior in small molecule systems, the position of the maximum remains constant

$$k_m(t) = \frac{(N - 2)^{\frac{1}{2}}}{8N (\frac{1}{2} + \frac{1}{2} = 1)} k_0 \quad (18)$$

while its height grows exponentially fast

$$C(k_m;t) = \exp \left[\frac{D (N - 2)^2}{64N (\frac{1}{2} + \frac{1}{2} = 1)} t \right] \quad (19)$$

During the very early stages of this linear regime (for times $t \ll t^*$, where t^* will be determined below) the structure factor obeys an approximate scaling form. This can be shown by considering that, according to Eq. (14), $C(k;t)$ decays for $k \gg k_m$ over the typical distance $W(t) = [\lambda^4(t) + L^4(t)]^{1/4} = [ND(\lambda^2 + \lambda^2=9)t]^{1/4}$. Since for small times $W(t)$ is very large, the integrals defining $S(t)$ and $S_2(t)$ are dominated by the contributions for large momenta. For large k , k_m^2 can be neglected in Eq. (14) and the structure factor can be written as

$$C(k;t) = \exp[-k^4[\lambda^4(t) + L^4(t)]] = \exp[-g[kL(t)]^4] \quad (20)$$

with g constant. Hence $C(k;t)$ exhibits for $k \gg k_m$ a scaling form with respect to the growing length $L(t)$; $S(t)$ and $S_2(t)$ can be computed easily, yielding

$$S(t) \sim L(t)^d, \quad S_2(t) \sim L(t)^{(d+2)} \quad (21)$$

consistently with the assumption that they are small. This very early scaling regime is completely analogous to the regime found in small molecule systems for very short times before the usual Cahn-Hilliard linear regime [12]. Its physical origin is the presence of totally uncorrelated fluctuations in the initial state, creating large gradients in concentration between neighboring regions: the square gradient is the dominating contribution to the excess free energy. Then the system lowers its free energy by reducing everywhere the local order parameter so that the contribution of the square gradient is reduced. In this way the energy associated with the local potential grows, but as long as it is much smaller than the other contribution it does not affect the evolution: the behavior is diffusive as if the system would be at $N = 2$. This type of evolution ends when the global reduction of the local order parameter ends up increasing the total free energy, because the local contribution grows more than the decrease in the square gradient one. In terms of the structure factor this happens when the peak position is no longer much smaller than its width $W(t)$, i.e. for $t = t^*$ such that

$$k_m(t)^* = [\lambda^4(t) + L^4(t)]^{1/4} \quad (22)$$

from which

$$t^* = \frac{64N(\lambda^2 + \lambda^2=9)}{D(N - 2)^2} \quad (23)$$

From Eq. (23) we conclude that the duration of the very early scaling regime diverges for infinitely shallow quenches. In the same limit k_m vanishes and therefore the scaling form (20) holds down to $k = 0$. After the crossover time t^* the usual linear behavior sets in and the order parameter saturates exponentially fast to the local equilibrium, leading to an exponential growth of $S(t)$ and $S_2(t)$.

B. Pinned regime

The linear regime continues until a time t_0 such that $S(t_0)$ is close to the equilibrium value $S(1)$ which corresponds to the minima of the Flory-Huggins local potential. The subsequent behavior of the system strongly depends on the value of ϕ , N and λ . In the WSL $S(1) \ll 1$ and therefore $(t) = (ND\lambda^2 t)^{1/4} \sim L(t)$; the system enters immediately the asymptotic stage described in Sec. IIID. In the SSL instead, the dynamical evolution of the large- n equations enters a quasi-stationary regime which extends over a time domain diverging when $N \rightarrow 1$ and $\lambda^2 \rightarrow 1$; this case will be referred to as the pinning limit. During this time interval no appreciable evolution of $C(k;t)$ is observed and the blend is practically pinned in a configuration characterized by phase-separated domains of finite size. This phenomenon reflects the existence of a static non-equilibrium configuration becoming stable in the pinning limit. In order to see this let us consider the static solutions of the model. For general values of the parameters it is clear that

$$C(k;1) = (2)^d S_1(k) \quad (24)$$

is a static solution ($\partial C/\partial t = 0$) of Eq. (10), where the choice of $S_1 \sim S(1)$ as prefactor is dictated by the self-consistency condition (8). The value of S_1 is fixed by requiring the solution (24) to be a minimum of the FHDG free energy. The resulting condition is

$$\frac{1}{N S_1^{1/2}} \ln \frac{1 + S_1^{1/2}}{1 - S_1^{1/2}} = 0 \quad (25)$$

which in the scalar case indicates that the order parameter lies on the minima of the local potential. This is the equilibrium state towards which the system evolves for all finite values of N and β^2 , as can be checked using the asymptotic results of Sec. IIID. A different situation occurs instead when N and β^2 both diverge. In this limit the equation of motion reads

$$\frac{\partial C(k;t)}{\partial t} = -ND \left[1 - S(t) \right] k^2 - \frac{1}{4} + \beta^2 k^2 C(k;t) \quad (26)$$

Integrating one obtains for all times

$$C(k;t) = \exp \left[-k^2 - 4(t) - k^2 \frac{1}{4 - 2} \right] \quad (27)$$

Therefore a static solution requires $C(t=1) = C_1 = \text{const}$, yielding

$$C(k;t) = C_p(k) = \exp \left[-k^2 - \frac{4}{1} - k^2 \frac{1}{4 - 2} \right] \quad (28)$$

We notice from Eq. (12) that a constant $C(t)$ implies $S(t) = 1$ and this sets the value of C_1 via the self-consistency condition

$$\int \frac{dk}{(2\pi)^d} C_p(k) = 1 \quad (29)$$

Hence in the pinning limit the system does not evolve towards the free energy ground state corresponding to complete order, as revealed by the lack of the Bragg peak at $k = 0$ in $C_p(k)$. Instead a state partially ordered over a typical length $k_m^{-1} = 2\pi\sqrt{2}$ is dynamically generated; despite having a higher free energy than the equilibrium configuration, the state (28,29) is strictly asymptotic in the pinning limit. When N and β^2 are large but finite, the additional terms in Eq. (10) destabilize the pinned state: the system gets trapped around it for a time domain diverging in the pinning limit. The duration τ_p of the interval during which no coarsening practically occurs can be easily estimated, as reported in Appendix 2. It turns out that this time strongly depends on how the pinning limit is approached, i.e. on the order of the limits $N \rightarrow \infty$ and $\beta^2 \rightarrow \infty$. If one takes $\beta^2 \rightarrow \infty$ first

$$\tau_p \sim \exp \left[-a N \right] \quad (30)$$

where a is a known constant, while when $N \rightarrow \infty$ first

$$\tau_p \sim \frac{1}{2} \quad (31)$$

This twofold behavior reflects the different terms that can destabilize the pinned state. By comparing Eq. (10) and Eq. (26) it turns out that Eq. (10) contains two kinds of additional terms: the logarithmic contribution and the terms proportional to β^2 . The former is proportional to $1/N$ and hence destroys pinning when N is finite leading to Eq. (30); the latter are active when β^2 is nonvanishing and cause the decay of the pinned state over the characteristic time (31).

It is important to stress that the pinning regime occurs when phase separation has already taken place but is still incomplete and, therefore, has nothing to do with the usual metastability present during phase ordering, which decays via nucleation.

C. Surface diffusion regime

In the SSL, after the end of pinning the structure factor has the form (14). During this regime $C(k;t)$ is sharply peaked around $k_m(t)$; this allows the evaluation of $S(t)$ and $S_2(t)$ by saddle point technique, yielding

$$S(t) = L^d(t) e^{-\frac{L^4(t)}{4[L^4(t) + \beta^4(t)]}} \quad (32)$$

and

$$S_2(t) = L^{2d}(t) S(t) \quad (33)$$

Requiring the saturation of $S(t)$ to its equilibrium value S_1 and neglecting $L(t)$ with respect to $\ell(t)$, for sufficiently large t , one has

$$L^4(t) = \frac{L^4(t_0)}{e^{\frac{1}{4} \int_{t_0}^t S(t) dt}} \quad (34)$$

According to its definition (13), to leading order in $S_1 - S(t)$, $L^2(t)$ can be written as

$$L^2(t) = \frac{1}{N D} \int_0^t dt' \left[\frac{S^{1/2}(t')}{4 S^{1/2}(t_0)} \left(\frac{S^{1/2}(t')}{S^{1/2}(t_0)} \right) \right] + \frac{1}{9} \frac{S_2(t)}{[S(t)]^2} \quad (35)$$

with $b = 2N(1 - S_1)$. Then, neglecting for sufficiently small Kuhn length the term containing $S_2(t)$ in Eq. (35), and letting $S_1 \rightarrow 1$, we obtain

$$L^2(t) = L^2(t_0) + \int_{t_0}^t dt \left[\frac{1}{S^{1/2}(t)} \right] \quad (36)$$

where t_0 is the crossover time from pinning to this regime. In the same way, one finds

$$\ell^4(t) = \ell^4(t_0) + \int_{t_0}^t dt \left[\frac{1}{S^{3/2}(t)} \right] \quad (37)$$

Assuming that $L(t)$ and $\ell(t)$ diverge with time, we neglect the constant terms in Eqs. (36) and (37). Eqs. (34), (36) and (37) admit then the solution

$$\ell(t) = \frac{1}{t^{1/6}} \quad L(t) = \frac{1}{t^{1/6}} (\log t)^{1/4} \quad (38)$$

with $1 - S^{1/2}(t) = t^{-1/3}$, consistently with the assumption of diverging $L(t)$ and $\ell(t)$. As a consequence, using Eq. (15), $k_m(t) = t^{1/6} (\log t)^{1/4}$.

During this regime the dynamics is governed by $\ell(t)$ which dominates over $L(t)$. With the help of definitions (11) and (12) it is clear that during this stage the system behaves as if the square gradient coefficient was independent of ϕ , i.e. as if $\kappa = 0$. With that condition Eq. (10) becomes exactly analogous to the equation of motion for the large- n approximation of a Ginzburg-Landau system with a field dependent mobility $M(\phi) = 1 - \phi^2$; it is easily recognizable that also in this case the analytical solution yields $k_m(t) = t^{1/6}$. This similarity with the Ginzburg-Landau system helps understanding the physical meaning of this regime. The scalar case for the small molecule Ginzburg-Landau problem with non constant mobility has been studied by means of a Lifshitz-Slyozov approach [13] and numerical simulations [14]. The outcome of such investigations was that when $n = 1$ the typical length grows as $t^{1/4}$ and the dominating growth mechanism is surface diffusion. This leads to the conclusion that also for a polymeric mixture the time regime with $k_m(t) = t^{1/6}$ in the large- n model reflects a surface diffusion regime in the corresponding scalar model with $k_m(t) = t^{1/4}$. This is why (with an abuse of language) we termed this regime as surface-diffusive: clearly no surfaces exist in the large- n model and no diffusion along them takes place. Nevertheless the behavior of the large- n model clearly reflects the prevalence of this growth mechanism in the corresponding scalar system.

D. A symptotic regime

The behavior illustrated in the preceding section is not yet asymptotic, since $\ell(t) = t^{1/6}$ cannot dominate $L(t) = t^{1/4}$ forever. When this occurs, the system enters the very late stage of its temporal evolution. What follows is valid also for the WSL; in such case $L(t)$ and $\ell(t)$ are always proportional to $t^{1/4}$ and the asymptotic regime begins right after the linear one.

The analytic treatment of this late regime is again based on the saddle point technique, yielding Eq. (32), and the request that the order parameter field lies on the ground state manifold, $S(t) = S_1$. From Eq. (11) and Eq. (12) $\ell(t) = L(t) = t^{1/4}$ then Eq. (32) gives

$$L^4(t) = L^4(t_0) \log t \quad (39)$$

and therefore

$$k_m(t) = (\log t)^{1/4} \quad (40)$$

Here the two lengths $L(t)$ and $k_m(t)$ diverge in the same way up to a logarithmic factor yielding multiscaling precisely as for phase-ordering in large- n ordinary mixtures [4] and showing that the two models fall into the same universality class. Again we can use the comparison with phase-separation in ordinary mixtures to extrapolate results for scalar polymer blends: on the basis of what is known [11,15] about small molecule systems, a scaling regime is expected to be obeyed also for polymers for finite n , characterized by a single diverging length growing as $t^{1/z}$, with $z = 4$ for vector order parameter and $z = 3$ in the physically relevant case $n = 1$. The coarsening mechanism prevailing during this stage in scalar systems is bulk diffusion: although strongly suppressed in the SSL, it is not vanishing and, being associated with a faster domain growth, finally dominates over surface diffusion.

It is interesting to remark that the model for polymers has the same asymptotic behavior of small molecules, but for non trivial reasons. In ordinary mixtures $L(t)$, the dominating length during the late stage, is formed by the product of a constant mobility times a constant square gradient coefficient. For polymer blends $L(t)$ is the result of a non constant $M(\phi)$ times the field dependent part of $\kappa(\phi)$: the expression for $L(t)$ is the same of the Ginzburg-Landau case because the order parameter dependence in the two factors cancels out. Therefore, even if the asymptotic behavior of this model for polymer blends is the same as for small molecules, it is not correct saying that the field dependence of M and κ is irrelevant.

IV. NUMERICAL RESULTS

In this section we present the results of the numerical solution of the large- n model. The solution is performed by simple iteration of the discretized version of Eqs. (7,8,9) with $d = 3$ and 1024 values of k . The diffusion coefficient D is chosen equal to 4 and the number of monomers is fixed to $N = 0.25 \cdot 10^5$. The value of the parameter ϵ is changed over many orders of magnitude, so that we can clearly distinguish the different time regimes.

We start by considering the very early stages. The behavior of $S(t)$ and $S_2(t)$ for very early times is shown in Fig. 1. The initial decay of $S(t)$ follows very accurately the power-law $t^{-3/4}$ found analytically. The same agreement is found for $S_2(t)$ with the decay $t^{-5/4}$. Notice that the crossover time is very close to the estimate based on Eq. (23): $t \sim 4 \cdot 10^2$.

With regards to the following stages, in Fig. 2 $S_2(t)$ and $k_m(t)$ are plotted versus time for values of the parameters in the weak segregation limit. The linear behavior is clearly visible, characterized by a constant position of the peak. It is followed by a sharp transition to the asymptotic regime, during which the two plotted quantities decay as power laws. If $k_m(t)$ is fitted with $(t - \log t)^{-z}$, the computed exponent is $1/z = 0.253 \pm 0.003$, in good agreement with the theoretical value $z = 4$.

For deep quenches in the strong segregation limit, the situation is quite different (Fig. 3). At the end of the linear regime, the onset of the very late stage dynamics is preceded by the two preasymptotic behaviors mentioned in the previous section. During the first one the system undergoes an almost complete stop; therefore $k_m(t)$ remains at the value of the linear regime, while $S_2(t)$ shows a plateau which extends over many decades. This temporary stop in the evolution of the system is even better illustrated by plotting directly the structure factor $C(k;t)$ for different times during the pinning regime (Fig. 4). These curves are compared with the analytic expression (28) of $C_p(k)$ in the pinning limit. Later the dynamics restarts and is dominated by the time dependent mobility. The peak position and $S_2(t)$ go to zero as power-laws, in good agreement with the expected behavior, $k_m \sim t^{-1/6}$ and $S_2 \sim t^{-1/3}$. The agreement is not perfect because the system is already crossing over to the asymptotic behavior. The onset of this last regime can be delayed by making $\epsilon = 2$ bigger, but this would also increase the duration of the pinned stage, making the surface diffusion regime numerically unreachable. Finally, on times longer than those shown in the figure, both quantities smoothly cross over to the asymptotic behavior, which is the same of the WSL.

The duration t_p of the pinning is displayed in Fig. 5. In the upper part t_p is plotted versus $\epsilon = 2$ for N strictly finite, showing a power law behavior whose measured exponent is 0.49 ± 0.01 , in very good agreement with the analytical estimate of Eq. (31). In the lower part the same quantity, computed for $\epsilon = 0$, is plotted versus N , displaying an exponential dependence as predicted in Eq. (30).

In the end, all figures confirm the analytical results discussed above and the existence of a complex structure of intermediate regimes and crossovers, as summarized in Table 1.

V. DISCUSSION

The solution of the large- n model for phase-separating polymer blends leads naturally to a comparison with the analogous results for small molecule systems. In this way we can identify which of the modifications introduced by the macromolecular nature of the blend components are relevant. We consider the effect of three modifications: 1)

the mobility depending on the local order parameter and in particular vanishing in pure phases; 2) the local potential having a double well form, but a logarithmic expression, as opposed to the usual polynomial; 3) the square gradient coefficient in the free energy having an additional contribution depending on the local order parameter, giving rise to two new terms in the chemical potential. The first two differences are actually not restricted to polymer blends and can be considered also for small molecules; the third is instead strictly related to the macromolecular nature of the mixture.

In the WSL our results confirm what was already known from previous numerical simulations of the full continuum equation [3]. The system belongs to the same universality class of small molecule blends and all additional terms of the model turn out to be irrelevant during the whole dynamical process. This is not surprising when the scalar system is considered: in the WSL separated phases are not pure: the equilibrium order parameter in phase-separated domains is far from -1 and 1; in such conditions $M(\phi)$ and $\chi(\phi)$ have small local variations negligible compared to the average constant terms.

The situation is much more interesting in the SSL. It turns out that all three modifications are relevant in this case. The logarithmic expression for f_{FH} pushes the minima of the local potential close to -1 and +1 exponentially with N . For these limit values the mobility vanishes, and the evolution is pinned. During the subsequent regime the non constant mobility is relevant since the evolution is governed by $\chi(\phi)$ which owes its time dependence to the order parameter dependence of $M(\phi)$. Finally, as already pointed out in Sec. IIID, the asymptotic stage is governed by the growing length $L(t)$ which is formally the same of the small molecule case but is actually the result of the field dependence of $M(\phi)$ and $\chi(\phi)$.

Our aim is also to make statements about the real systems, not only about the large- n approximation to their temporal evolution. Therefore a word must be said about the delicate problem of the connection between the systems we want to study (scalar order parameter) and those we are able to solve analytically (vectorial order parameter with an infinite number of components). For the small molecule case we already know that some properties of the solution for large- n model do not hold for scalar systems. One of them is the multiscaling symmetry of the structure factor for long times: for finite n scaling symmetry holds. Another difference is the value of the dynamical exponent z which is known to be 3 for scalar systems while is 4 when the order parameter is vectorial (including the large- n model).

These differences are known and can therefore be easily taken into account. More dangerous may in principle be another difference between the large- n and the corresponding scalar model: the latter forms ordered domains separated by well defined interfaces; the former does not support interfaces and actually evolves towards a state that is not truly ordered [5]. This difference could be critical for a polymer blend in which interfaces play a key role, through the field-dependence of the mobility and of the square gradient coefficient. Nevertheless we believe that in this case the picture provided by the large- n model is a close representation of what actually goes on in scalar systems.

This conclusion relies on the comparison of our results with those obtained for small molecule Ginzburg-Landau systems within the large- n approximation with constant and non constant mobility. All the behaviors we find can be found also in large- n models for Ginzburg-Landau systems, where they are interpreted as the result of different physical mechanisms governing growth. By analogy we can describe our large- n results as the effect of the interplay of competing coarsening mechanisms for scalar polymer blends. The pinning regime, the subsequent regime characterized by $z = 6$ and the asymptotic stage are all very clearly interpreted in terms of the growth processes occurring in scalar polymer mixtures.

In particular, two are the mechanisms driving coarsening in binary blends. The first is bulk diffusion, also said Lifshitz-Slyozov or evaporation-condensation mechanism: A -molecules evaporate from high curvature regions of A -rich domain interfaces; they diffuse in B -rich regions and condensate on A -rich domains with lower curvature. This process makes smaller domains shrink and larger grow; it is associated with a $t^{1/3}$ growth law becoming $t^{1/4}$ for $n > 1$. The competing mechanism is the diffusion of molecules along domain surfaces in order to minimize the interfacial energy. This process has the effect of changing the shape (but not the volume) of single domains and is associated with $z = 4$ ($z = 6$ in the corresponding large- n limit). The slower growth law explains why surface diffusion is not observed in usual small molecule systems and in polymers in the WSL: bulk diffusion always prevails. For deep quenches instead both mechanisms are slowed down, but in different fashions. Surface diffusion depends little on temperature and is only weakly suppressed when $T \rightarrow 0$. On the other hand the evaporation process needed for the Lifshitz-Slyozov mechanism is activated and therefore exponentially inhibited for deep quenches: its probability is proportional to $\exp(-F/k_B T)$ and the free energy change involved by the evaporation of a macromolecule is $F = k_B T N$. In this way we can interpret the succession of stages occurring in the SSL: when both growth mechanisms are inhibited the system is pinned; later growth starts, driven by surface diffusion, which is slow but only weakly suppressed. Eventually bulk diffusion prevails and phase separation enters its late stage.

Within this context it is difficult to understand why the pinning limit requires $n \rightarrow 1$ in addition to $N \rightarrow 1$. It is plausible that the additional condition is required only for the large- n model and does not apply to scalar systems. This is suggested by the observation that the condition $n \rightarrow 1$ is needed in order to neglect the term proportional to $S_2(t)$ in Eq. (10). Such term appears in the equation with same role of those derived from the local potential in

the free energy. However it actually comes from the nonlocal part of the free energy: it becomes "local" (i.e. not proportional to k^2) only as a result of the large- n limit. It is very likely that in the scalar case the evolution freezes even if $\phi^2 < 1$.

We finally discuss the relevance of the previous results in the interpretation of the pinning phenomenon that has been observed in off-critical quenches. Experiments show that some polymeric mixtures quenched in the unstable region of their phase diagram dramatically change their behavior depending on the average concentration of the blend components [16,17]. When the concentration is critical growth proceeds as usual. When concentration is sufficiently off-critical coarsening starts but later stops, before the system reaches equilibrium, in a frozen configuration with partially separated phases. The specific mechanism responsible for this phenomenon is still poorly understood and this topic has been the subject of discussion recently [18,19]. The conjecture that inhibition of bulk diffusion due to free energy barriers may play a fundamental role has been put forward [16] but so far no convincing test of this hypothesis has been done: direct numerical integration of the full equation of motion is easily performed only in the WSL and no pinning has been detected [19]; for deep quenches spurious numerical instabilities arise. Using the large- n limit approximation we are able to investigate the strong segregation limit. From our study a plausible explanation of the experimental evidence comes out. For extremely deep quenches all growth mechanisms are suppressed and the system is pinned in a configuration out of equilibrium. This is the pinning described in Sec. IIIB and does not depend on concentration, i.e. it happens also for critical quenches. It is very unlikely that this kind of pinning is observed in experiments, since it probably requires unrealistically low temperatures. The pinning phenomenon observed experimentally is instead more likely related to intermediate values of N , such that bulk diffusion is inhibited while surface diffusion is not. This would explain both the unarrested growth for critical quenches and the freezing for off-critical ones. When the concentration is critical an interconnected pattern is formed for both phases and surface diffusion can drive the system to macroscopical phase separation. When the quench is sufficiently off-critical instead, the minority phase forms non percolating droplets embedded in a matrix of the majority phase. Surface diffusion can only lead to a partial phase separation and coarsening stops when droplets are spherical. However, on much longer times, the residual bulk diffusion should drive the system to complete phase separation. In order to confirm this scenario further work on the numerical solution of the scalar order parameter equation in the SSL is in progress. More experiments, aimed at verifying the prediction that coarsening should restart for very long times after the pinning in off-critical quenches, would also be very helpful.

We thank Marco Zannetti for an interesting discussion.

APPENDIX 1

We consider the Flory-Huggins-De Gennes free energy functional $F(\sim)$ and the mobility $M(\sim)$; in order to generalize them to the vector order parameter case we require $F_V(\sim)$ and $M_V(\sim)$, the vectorial counterparts of the free energy and of the mobility, to be $O(n)$ symmetric functions of $\sim(\mathbf{x};t)$. With this position the field dependence occurs through the modulus of vector quantities, namely $\mathbf{j} \sim(\mathbf{x};t) \mathbf{j} = \sum_{i=1}^n j_i^2(\mathbf{x};t)$ and $\mathbf{j} \sim(\mathbf{x};t) \mathbf{j} = \sum_{i=1}^n [r_i(\mathbf{x};t)]^2$. In the large- n limit if one requires the single component $j_i(\mathbf{x};t)$ to remain finite, the square modulus of vector quantities must be normalized by $1=n$, in order to keep it finite. Hence the whole field dependence of $F(\sim)$ and $M_V(\sim)$ occurs in the vectorial case through $\overline{\mathbf{j}}(\mathbf{x};t) \mathbf{j}$ and $\mathbf{j} \cdot \overline{\mathbf{j}}(\mathbf{x};t)$ where $\overline{\mathbf{j}}(\mathbf{x};t) = n^{-1/2} \sim(\mathbf{x};t)$. Moreover one requires $F_V(\sim)$ to be an extensive quantity in the number of components n . In summary, a proper generalization to the vector case is achieved by substituting everywhere $\sim(\mathbf{x};t)$ and $\mathbf{j} \sim(\mathbf{x};t) \mathbf{j}$ with $\overline{\mathbf{j}}(\mathbf{x};t)$ and $\mathbf{j} \cdot \overline{\mathbf{j}}(\mathbf{x};t)$ respectively in Eqs. (1), (2), (3), (5), and multiplying $F(\sim)$ by n . We obtain

$$\frac{F_V(\sim)}{k_B T} = n \int d\mathbf{x} \frac{f_{FH}(\overline{\mathbf{j}} \cdot \mathbf{j})}{k_B T} + (\overline{\mathbf{j}} \cdot \mathbf{j}) \mathbf{j} \cdot \overline{\mathbf{j}}(\mathbf{x};t) \mathbf{j} \quad (41)$$

where $(\overline{\mathbf{j}} \cdot \mathbf{j})$ and $f_{FH}(\overline{\mathbf{j}} \cdot \mathbf{j})$ are still given by expressions (2) and (3). The Cahn-Hilliard equation for the time evolution of a generic component of the vector field $\sim(\mathbf{x};t)$ reads

$$\frac{\partial \sim(\mathbf{x};t)}{\partial t} = -r \cdot M_V(\sim) r \cdot \frac{\delta F_V(\sim)}{\delta \sim} \quad (42)$$

where $M_V(\sim) = M(\overline{\mathbf{j}} \cdot \mathbf{j})$ is given by Eq. (5) and we have neglected thermal noise as discussed in Sec. II. Then, considering a symmetric blend, the Langevin evolution of $\sim(\mathbf{x};t)$ is obtained

$$\begin{aligned} \frac{\partial \langle \bar{j}(x;t) \rangle}{\partial t} = & \frac{ND}{2} r - \frac{1}{4N} \ln \frac{1 + \langle \bar{j}(x;t) \rangle}{1 - \langle \bar{j}(x;t) \rangle} \frac{\langle \bar{j}(x;t) \rangle}{\langle \bar{j}(x;t) \rangle} + \\ & \frac{1}{4} \langle \bar{j}(x;t) \rangle^2 + \frac{1}{9(1 - \langle \bar{j}(x;t) \rangle)^2} r^2 \langle \bar{j}(x;t) \rangle + \\ & \frac{1}{9(1 - \langle \bar{j}(x;t) \rangle)^2} \langle \bar{j}(x;t) \rangle^2 \end{aligned} \quad (43)$$

For $n = 1$ one recovers Eq. (6). In the large- n limit, summing over vector components averages the system over an ensemble of configurations, and hence

$$\lim_{n \rightarrow 1} \langle \bar{j}(x;t) \rangle^2 = \lim_{n \rightarrow 1} \frac{1}{n} \sum_{i=1}^N \langle j_i^2(x;t) \rangle = \langle j^2(x;t) \rangle = S_2(t) \quad (44)$$

where $\langle \dots \rangle$ denotes the ensemble average, translational invariance has been assumed and $S_2(t)$ does not depend on x due to internal symmetry. Analogously

$$\lim_{n \rightarrow 1} \langle \bar{j}^2(x;t) \rangle = \lim_{n \rightarrow 1} \frac{1}{n} \sum_{i=1}^N \langle j_i^2(x;t) \rangle = \langle j^2(x;t) \rangle = S_2(t) \quad (45)$$

Hence Fourier transforming to reciprocal space, the evolution equation for the order parameter field reads

$$\begin{aligned} \frac{\partial \langle \bar{j}(k;t) \rangle}{\partial t} = & \frac{ND}{2} [1 - S_2(t)] k^2 - \frac{1}{4N S_2^{\frac{1}{2}}(t)} \ln \frac{1 + S_2^{\frac{1}{2}}(t)}{1 - S_2^{\frac{1}{2}}(t)} \frac{\langle \bar{j}(k;t) \rangle}{4} + \\ & + \frac{1}{9} \frac{S_2(t)}{[1 - S_2(t)]^2} + \frac{1}{9[1 - S_2(t)]} k^2 \langle \bar{j}(k;t) \rangle \end{aligned} \quad (46)$$

where the component index has been dropped.

APPENDIX 2

In this Appendix we derive the expressions (30) and (31) for the duration of the pinned stage when the pinning limit is approached. We define t_p with reference to the behavior of the quantity $S_2(t)$. As can be seen in Fig. 3 $S_2(t)$ displays a plateau during the pinned stage. More precisely it reaches a maximum for $t = t_p$ at the end of the linear regime and decreases extremely slowly until the crossover time $t = t_p + t_p$, when the pinned stage ends and the system enters the subsequent time evolution characterized by a more rapid (power law) decrease of $S_2(t)$. A quantitative definition of t_p can be obtained from the relative variation of S_2 by letting

$$\frac{S_2(t_p) - S_2(t_p + t_p)}{S_2(t_p)} = \quad (47)$$

where ϵ is an arbitrarily fixed small number. Since $S_2(t)$ is approximately constant during the pinned stage one has

$$S_2(t_p + t_p) = S_2(t_p) + \frac{\partial S_2(t)}{\partial t} \bigg|_{t=t_p} t_p \quad (48)$$

and therefore, using Eq. (47)

$$t_p = \frac{S_2(t_p)}{\frac{\partial S_2(t)}{\partial t} \bigg|_{t=t_p}} \quad (49)$$

t_p is the actual duration of the pinned regime but it should be noticed that in the pinning limit $\partial C / \partial t$ is proportional to $1/N$, which goes to infinity. All times are divided by this factor and hence vanish. In order to compare the duration of the pinned stage for different values of N , t_p must be rescaled by the appropriate intrinsic time factor $1 = N$; we therefore define the duration τ_p of pinning as

$$p = N_p \quad (50)$$

The derivative in Eq. (49) can be computed by considering that $C(k; t = t_p) = C_p(k)$ defined in Eq. (28) so that

$$\frac{\partial S_2(t)}{\partial t} \Big|_{t=t_p} = \int \frac{d^d k}{(2\pi)^d} k^2 \frac{\partial C(k; t)}{\partial t} \Big|_{t=t_p} = N D (1 - S_p) (S_{2p} - S_{4p}) \quad (51)$$

where

$$S_{np} = S_n(t_p) = \int \frac{d^d k}{(2\pi)^d} k^n C_p(k) \quad (52)$$

are known quantities. By inserting Eqs. (49) and (51) in Eq. (50) one obtains an expression for p

$$p = \frac{S_{2p}}{D (1 - S_p) (S_{2p} - S_{4p})} \quad (53)$$

where only the value S_p of $S(t)$ during the pinned stage remains to be determined. This is calculated by imposing that

$$\frac{\partial S(t)}{\partial t} \Big|_{t=t_p} = 0 \quad (54)$$

When evaluating this condition the outcome depends on how the pinning is approached, i. e. on the order of the limits $N \rightarrow 1$ and $\beta \rightarrow 1$. When one takes $\beta \rightarrow 1$ with large but fixed N , one has

$$0 = N D (1 - S_p) \left[1 + \frac{1}{4N} \ln \frac{2}{1 - S_p^{1/2}} S_{2p} + S_{4p} \right] \quad (55)$$

With simple algebra one obtains

$$1 - S_p = 4 \exp \left[-N \frac{(S_{2p} - 4 S_{4p})}{S_{2p}} \right] \quad (56)$$

and therefore

$$p = \exp \left[N \frac{(S_{2p} - 4 S_{4p})}{S_{2p}} \right] \quad (57)$$

Letting instead $N \rightarrow 1$ with non vanishing β

$$0 = N D (1 - S_p) \left[1 + \frac{\beta}{9(1 - S_p)^2} S_{2p} + \beta + \frac{\beta^2}{9(1 - S_p)} S_{4p} \right] \quad (58)$$

yielding

$$1 - S_p = \frac{S_{2p}^2}{9(S_{2p} - 4 S_{4p})} \quad (59)$$

and therefore

$$p = \frac{1}{2} \quad (60)$$

[1] J.D. Gunton, M. San Miguel and P.S. Sahni, in Phase Transitions and Critical Phenomena 8, edited by C. Domb and J. L. Lebowitz (Academic Press, London, 1983); A.J. Bray, Adv. Phys. 43, 357, (1994).

- [2] K. Binder, Adv. Poly. Sci. 112, 181 (1994); S.C. Glotzer in Annual Reviews of Computational Physics, II, 1, D. Stauffer, ed. (World Scientific, Singapore, 1995).
- [3] A. Chakrabarti, R. Toral, J.D. Gunton and M. Muthukumar, Phys. Rev. Lett. 63, 2072 (1989); J. Chem. Phys. 92, 6899 (1990); J.D. Gunton, R. Toral and A. Chakrabarti, Physica Scripta T 33, 12 (1990).
- [4] A. Coniglio, P. Ruggiero and M. Zannetti, Phys. Rev. E 50, 1046 (1994); F. de Pasquale, G.F. Mazenko, P. Tartaglia and M. Zannetti, Phys. Rev. B 37, 296 (1988); S.C. Glotzer and A. Coniglio, Phys. Rev. E 50, 4241 (1994); U. Marini Bettolo Marconi and F. Corberi, Europhys. Lett. 30, 349 (1995).
- [5] C. Castellano, F. Corberi and M. Zannetti, Report No. cond-mat/9707034 (to be published in Phys. Rev. E)
- [6] P.G. De Gennes, J. Phys. (Paris) Lett. 38L, 441 (1977). P.G. De Gennes, J. Chem. Phys. 72, 4756 (1980).
- [7] P. Pincus, J. Chem. Phys. 75, 1996 (1981); K. Binder, J. Chem. Phys. 79, 6387 (1983).
- [8] P.J. Flory, J. Chem. Phys. 9, 660 (1941); Principles of Polymer Chemistry, Cornell University Press, Ithaca, 1953; M.L. Huggins, J. Chem. Phys. 9, 440 (1941).
- [9] J.W. Cahn and J.E. Hilliard, J. Chem. Phys. 28, 258 (1958); H.E. Cook, Acta Metall. 18, 297 (1970).
- [10] T.M. Rogers, K.R. Elder and R.C. Desai, Phys. Rev. B 37, 9638 (1988).
- [11] A.J. Bray, Phys. Rev. Lett. 62, 2841 (1989); Phys. Rev. B 41, 6724 (1990).
- [12] F. Corberi, A. Coniglio and M. Zannetti, Phys. Rev. E 51, 5469 (1995).
- [13] A.J. Bray and C.L. Emmott, Phys. Rev. B 52, 685 (1995).
- [14] A.M. Lacasta, A. Hernandez-Machado and J.M. Sancho, Phys. Rev. B 45, 5276 (1992).
- [15] A.J. Bray and K. Humayun, Phys. Rev. Lett. 68, 1559 (1992).
- [16] T. Hashimoto, M. Takenaka, and T. Izumitani, J. Chem. Phys. 97, 679 (1992); M. Takenaka, T. Izumitani and T. Hashimoto, J. Chem. Phys. 98, 3528 (1993).
- [17] T. Hashimoto in Material Science and Technology: Phase Transformations in Materials 12, edited by P. Haasen (Weinheim: VCH, 1993), 251; J. Lauger, R. Lay, and W. Gronski, J. Chem. Phys. 101, 7181 (1994).
- [18] M. Kotnis and M. Muthukumar, Macromolecules 25, 1716 (1992).
- [19] C. Castellano and S.C. Glotzer, J. Chem. Phys. 103, 9363 (1995).

FIGURES

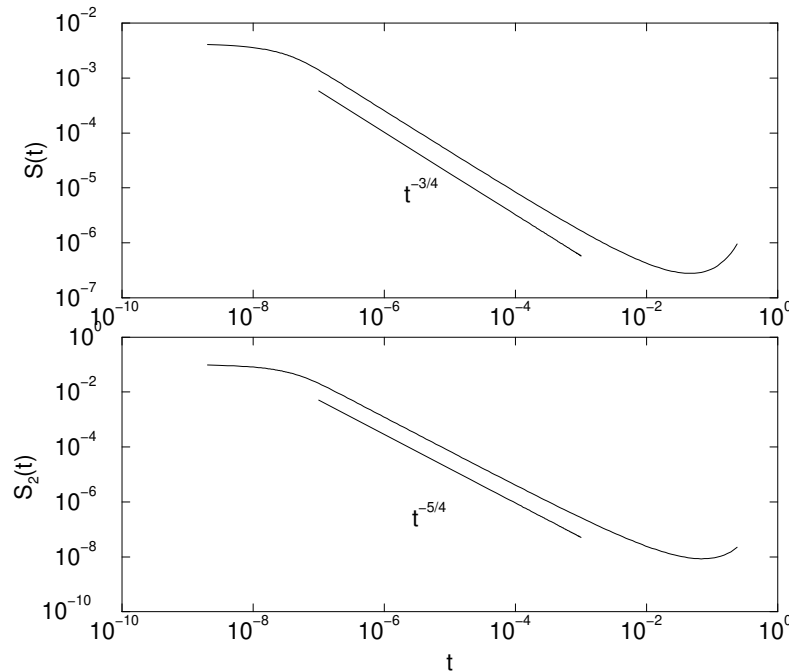


FIG. 1. Top: Log-log plot of $S(t)$ vs t for early times. The values of the parameters are $N = 0.25 \cdot 10^5$, $N = 10^3$, $\beta = 1/2$, $\gamma = 1$. Bottom: The same plot for $S_2(t)$.

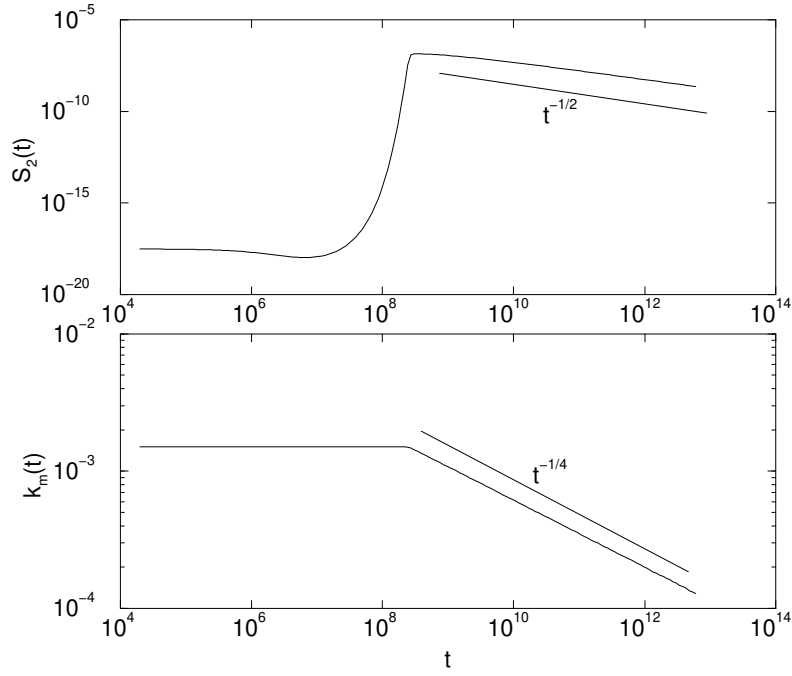


FIG. 2. Top: Log-log plot of $S_2(t)$ vs t for a quench in the weak segregation limit. The values of the parameters are $N = 0.25 \cdot 10^5$, $N = 2:1$, $\beta = 1/2$, $\gamma = 1$. Bottom: The same plot for $k_m(t)$.

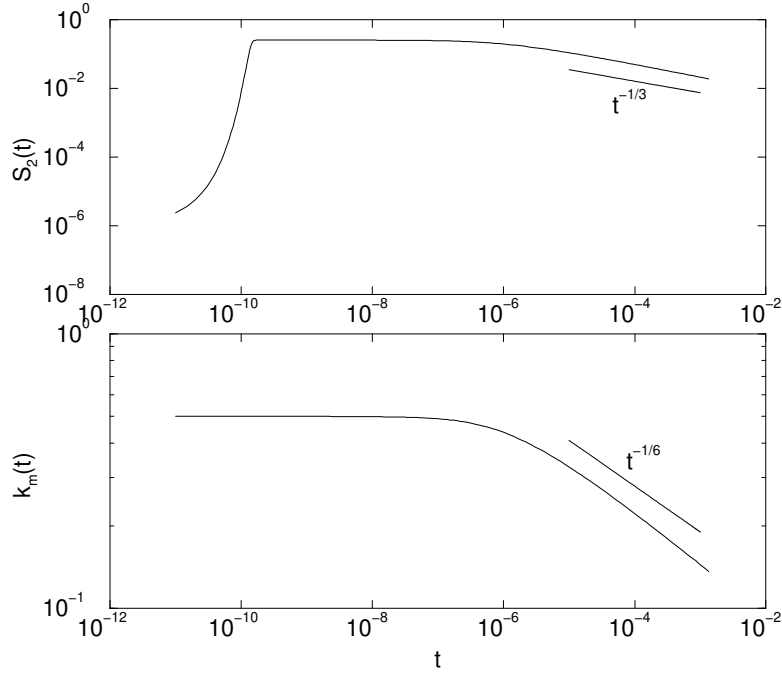


FIG. 3. Top: Log-log plot of $S_2(t)$ vs t for a quench in the strong segregation limit. The values of the parameters are $N = 0.25 \cdot 10^5$, $N = 10^{12}$, $\beta = 1/2$, $\gamma = 1$. Bottom: The same plot for $k_m(t)$.

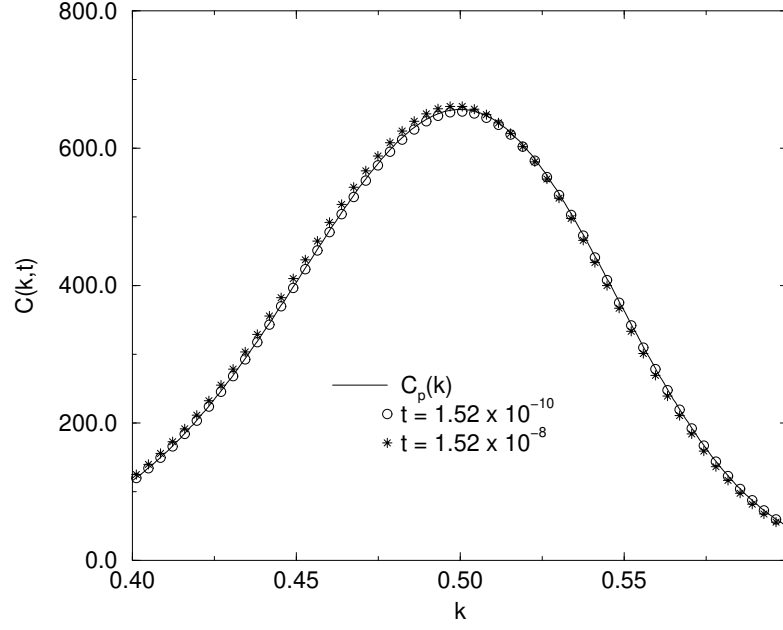


FIG. 4. Plot of $C(k, t)$ vs k for the same parameters of Fig. (3) and two different times separated by two decades, compared with the analytical expression (Eq. (28)).

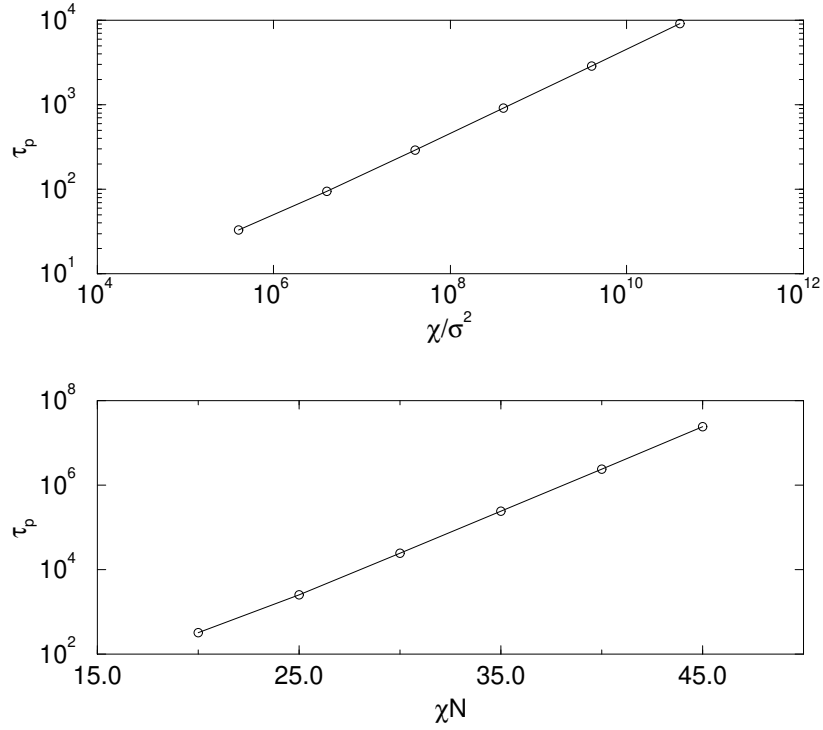


FIG. 5. Top: Log-log plot of τ_p vs χ/σ^2 for $N = 1$ showing the power law divergence of the pinning duration. Bottom: Linear-log plot of τ_p vs N for $\chi = 0$, displaying that in this limit τ_p diverges exponentially. In all cases τ_p was determined by choosing $\epsilon = 10^{-4}$.

T A B L E

Regime	Early scaling	Linear	Pinned	Surface Diff.	Asymptotic
$S(t)$	$t^{-d=4}$	$\exp(t)$	const	const	const
$S_2(t)$	$t^{-(d+2)=4}$	$\exp(t)$	const	$t^{1=3} (\log t)^{-1=2}$	$t^{1=2} (\log t)^{-1=2}$
$k_m^{-1}(t)$	const	const	const	$t^{1=6} (\log t)^{-1=4}$	$(t \log t)^{1=4}$
$L(t)$	$t^{1=2}$	$t^{1=2}$	const	$t^{1=6} (\log t)^{1=4}$	$(t \log t)^{1=4}$
(t)	$t^{1=4}$	$t^{1=4}$	const	$t^{1=6}$	$t^{1=4}$

Table 1. Summary of the time dependence of the important quantities during the different stages. The third and fourth time regimes are observable only when $N \geq 1$ and $d = 2 \geq 1$.