

Thermodynamics of superconducting lattice fermions

E. Otnes and A. Sudbø

Department of Physics

Norwegian University of Science and Technology, N-7034 Trondheim, Norway

We consider the Cooper-problem on a lattice model including onsite and near-neighbor interactions. Expanding the interaction in basis functions for the irreducible representation for the point group C_{4v} yields a classification of the symmetry of the Cooper-pair wave function, which we calculate in real-space. A change of symmetry upon doping, from s-wave at low filling fractions, to $d_{x^2-y^2}$ at higher filling fractions, is found. Fermi-surface details are thus important for the symmetry of the superconducting wave function. Symmetry forbids mixing of s-wave and d-wave symmetry in the Cooper-pair wavefunction on a square lattice, unless accidental degeneracies occur. This conclusion also holds for the selfconsistent treatment of the many-body problem, at the critical temperature T_c . Below T_c , we find temperatures which are not critical points, where new superconducting channels open up in the order parameter due to bifurcations in the solutions of the nonlinear gap-equation. We calculate the free energy, entropy, coherence length, critical magnetic fields, and Ginzburg-Landau parameter. The model is of the extreme type-II variety. At the temperatures where subdominant channels condense, we find cusps in the internal energy and entropy, as well as as BCS-like discontinuities in the specific heat. The specific heat anomalies are however weaker than at the true superconducting critical point, and argued to be of a different nature.

I. INTRODUCTION

The non-perturbative effect on the ground state wave-function of an electron gas with arbitrarily weak effective attraction between the quasi-particles on the Fermi surface was first demonstrated by Cooper in his essentially exact solution of the corresponding two-body problem [1]. Regardless of the strength of the interaction, two electrons interacting attractively on opposite sides of the Fermi surface in an otherwise inert Fermi-gas form a bound state, the Cooper-pair. This simple calculation alone suffices to yield precisely the correct non-analytic dependence of the binding energy of the Cooper-pair on the dimensionless coupling constant, later found by solving the full selfconsistent problem [2]. Cooper solved the problem for the simple "jellium" model of a metal, where the Fermi sea was taken to be spherical, and the interaction between the two extra electrons of s-wave symmetry. Of primary interest was the two-body spectrum, the Cooper-pair wave-function in k-space under such circumstances being a trivial constant.

In this paper, we reconsider this simple problem on a square lattice. The tight-binding band structure includes nearest and next-nearest neighbor hopping, while the two-body term in the Hamiltonian includes an onsite repulsive Hubbard-term, a nearest neighbor effective electrostatic interaction, which may be taken to be attractive, and also a next-nearest neighbor electrostatic interaction. The problem now includes two additional non-trivial features: i) The Fermi-surface is no longer spherical and one has to work directly in k-space rather than transforming the problem to energy-space. ii) The interaction between the quasiparticles no longer has simple s-wave symmetry, but rather may be expanded as a bilinear combination of basis functions for the irreducible representation of the point group of the 2D square lattice, C_{4v} . This leads to the possibility of a number of interesting effects. In addition, we use a selfconsistent scheme to calculate the superconducting gap, thermodynamic quantities, and temperature dependence of critical magnetic fields of this phenomenological lattice fermion model.

This paper is organized as follows. In Section II, we define the model to be considered. The method of calculating the Cooper-pair wavefunction is presented in Section III, while specific numerical results pertaining to this quantity are presented in Section IV. More detailed analytical results on the binding energy of the Cooper-pair are given in Section V. In Section VI, we present the results for thermodynamic quantities and critical magnetic fields from a self-consistent scheme for a gap-function with several symmetry-channels, belonging to various s-wave and d-wave channels. In Section VII, we give a discussion of the specific heat anomalies one may expect in such a model. We emphasize that throughout this paper, the superconducting order parameter is not a vector order parameter, but assumed to be a spin-singlet scalar complex order parameter such as is believed to describe conventional low-temperature superconductors and high- T_c cuprates.

II. THE MODEL

The model we consider is an extended Hubbard-model on a square lattice defined by the Hamiltonian

$$\begin{aligned}
H = & \sum_{i,j} t_{ij} c_{i\uparrow}^\dagger c_{j\uparrow} + \sum_{i,j} t_{ij}^0 c_{i\downarrow}^\dagger c_{j\downarrow} + \sum_{i,j} U_i n_{i\uparrow} n_{i\downarrow} \\
& + \sum_{i,j} V_{ij} n_{i\uparrow} n_{j\uparrow} + \sum_{i,j} W_{ij} n_{i\uparrow} n_{j\downarrow} + \sum_{i,j} h_{ij} c_{i\uparrow}^\dagger c_{j\uparrow} + \sum_{i,j} h_{ij}^0 c_{i\downarrow}^\dagger c_{j\downarrow} :
\end{aligned} \quad (1)$$

Here h_{ij} and h_{ij}^0 denote nearest neighbor and next-nearest neighbor couplings, respectively. t , and t^0 are corresponding hopping matrix elements, and μ is the chemical potential. U is an onsite repulsion term, while V and W are effective electrostatic Coulomb matrix-elements between nearest and next-nearest neighbors, respectively. When viewed as an effective interaction term within a one-band model, as reduced from a multiband-band model, these terms may be attractive [36]. In this paper we simply take them as effective attractions without further justification.

After introducing a plane-wave basis and performing a standard BCS truncation of the interaction piece of the Hamiltonian [2,7], it takes the usual form

$$H = \sum_{\mathbf{k}} \epsilon_{\mathbf{k}} c_{\mathbf{k}\uparrow}^\dagger c_{\mathbf{k}\uparrow} + \sum_{\mathbf{k}, \mathbf{k}^0} V_{\mathbf{k}, \mathbf{k}^0} c_{\mathbf{k}\uparrow}^\dagger c_{\mathbf{k}^0\uparrow}^\dagger c_{\mathbf{k}^0\downarrow} c_{\mathbf{k}\downarrow} ; \quad (2)$$

where we have defined, after an appropriate redefinition of the zero-point of energy and a rescaling of t^0 and

$$\epsilon_{\mathbf{k}} = -2t \cos(k_x) + \cos(k_y) - 2t^0 \cos(k_x) \cos(k_y) - (2 - 2t^0) : \quad (3)$$

The choice of such a quasiparticle dispersion is obviously motivated by its relevance as a simple means of modeling the quasiparticle band crossing the Fermi-surface of the high- T_c cuprates [8]. Note that in such a context, the inclusion of the t^0 -term is crucial; a bipartite lattice with nearest-neighbor hopping only, is inconsistent with the observed Fermi-surfaces in the high- T_c cuprates, where $j^0_j = j+2$ [9]. (This also has motivated the choice $t^0 = 0.45t$ in our numerical calculations). The importance of including this term in correctly interpreting experiments, has recently been strongly emphasized [10].

In the above truncation of the interaction term, the interaction is assumed to be operative between fermion spin-singlets on opposite sides of the Fermi-surface, the inert and rigid Fermi-sea merely giving rise to Pauli-blocking factors. With the interactions given in Eq. 1, it is readily shown that $V_{\mathbf{k}, \mathbf{k}^0}$ is given by

$$V_{\mathbf{k}, \mathbf{k}^0} = \sum_{\mathbf{R}} B_{\mathbf{R}}(\mathbf{k}) B_{\mathbf{R}}(\mathbf{k}^0); \quad (4)$$

where $\mathbf{B}_1 = U/2$, and $\mathbf{B}_2 = \mathbf{B}_4 = V$, $\mathbf{B}_3 = \mathbf{B}_5 = W$. We have also found it convenient to introduce the simple, but sufficient, subset of basis functions $B_{\mathbf{R}}(\mathbf{k})$ for irreducible representations of the symmetry group C_{4v} of the square lattice, $B_1(\mathbf{k}) = \frac{1}{N}$, $B_2(\mathbf{k}) = \frac{1}{N} [\cos(k_x) + \cos(k_y)]$, $B_3(\mathbf{k}) = \frac{2}{N} [\cos(k_x) - \cos(k_y)]$, $B_4(\mathbf{k}) = \frac{1}{N} [\cos(k_x) - \cos(k_y)]$, $B_5(\mathbf{k}) = \frac{2}{N} [\sin(k_x) \sin(k_y)]$, where N is the number of lattice sites. Inclusion of longer ranged interactions will in general require an augmentation of this subset, but any finite ranged interaction will yield a separable potential.

III. THE COOPER PAIR WAVE FUNCTION

We define a two-particle state for the non-interacting case, i.e. $U = V = W = 0$, by $|\mathbf{k}; \uparrow; \mathbf{k}; \downarrow\rangle$ obeying the Schrodinger equation

$$H_0 |\mathbf{k}; \uparrow; \mathbf{k}; \downarrow\rangle = 2\epsilon_{\mathbf{k}} |\mathbf{k}; \uparrow; \mathbf{k}; \downarrow\rangle \quad (5)$$

where H_0 denotes the Hamiltonian of the free particles, and $\epsilon_{\mathbf{k}}$ is given in Eq. 3. Note that in this notation, the hopping between next nearest neighbors is given by the matrix element, $4t - t^0$, and we limit ourselves to situations where $2t^0 < 1$, such that the bottom of the band $\epsilon_{\mathbf{k}}$ is located at the Brillouin-zone center.

The problem we will consider is a simplification of the one posed by $H = H_0 + H_{\text{int}}$. We imagine that we have a rigid Fermi-sea of non-interacting electrons with a spectrum given by Eq. 3. To this inert Fermi-sea we add two electrons on opposite sides of the Fermi-sea which interact with the matrix element $V_{\mathbf{k}, \mathbf{k}^0}$. This interaction term scatters a pair of electrons in the state $|\mathbf{k}; \uparrow; \mathbf{k}; \downarrow\rangle$ to the state $|\mathbf{k}^0; \uparrow; \mathbf{k}^0; \downarrow\rangle$. The exact two-particle state for the two extra

electrons, for which \mathbf{k} is no longer a good quantum number, is defined by $|\mathbf{j}; 2i\rangle$. This state is expanded in two-particle plane-wave states as follows

$$|\mathbf{j}; 2i\rangle = \sum_{\mathbf{k} > k_F} a_{\mathbf{k}} |\mathbf{j}; \mathbf{k}; \mathbf{k} - \mathbf{j}\rangle \quad (6)$$

such that the problem is reduced to one of determining the Fourier-coefficients $a_{\mathbf{k}}$. The exact two-particle state for this problem obeys the Schrodinger equation:

$$(H_0 + H_{int})|\mathbf{j}; 2i\rangle = E|\mathbf{j}; 2i\rangle$$

Upon inserting the expansion in plane-wave states, and projecting onto plane-wave states, we obtain upon using Eq. 4, an integralequation for the expansion coefficients

$$\sum_{\mathbf{k} > k_F} B(\mathbf{k}^0) a_{\mathbf{k}} B(\mathbf{k}) = (E - 2\epsilon_{\mathbf{k}^0}) a_{\mathbf{k}^0};$$

which immediately yields an expression for the expansion coefficients

$$a_{\mathbf{k}^0} = \frac{B(\mathbf{k}^0)}{E - 2\epsilon_{\mathbf{k}^0}}; \quad \epsilon_{\mathbf{k}} > \epsilon_{\mathbf{k}^0} \quad (7)$$

Here $B(\mathbf{k})$ is one of the five basis functions required to expand the interaction. Finding the wave function, $a_{\mathbf{k}}$ thus amounts to finding the eigenvalue E and the amplitudes A . Inserting the expression obtained above for $a_{\mathbf{k}}$ and $V_{\mathbf{k}\mathbf{k}^0}$ into the Schrodinger equation, we obtain coupled algebraic equations for the amplitudes, A as follows

$$\sum_{\mathbf{k} > k_F} B(\mathbf{k}) B(\mathbf{k}^0) A = \sum_{\mathbf{k} > k_F} \frac{B(\mathbf{k}) B(\mathbf{k}^0)}{E - 2\epsilon_{\mathbf{k}}} = \sum_{\mathbf{k} > k_F} A B(\mathbf{k}^0); \quad (8)$$

The functions $B(\mathbf{k})$ are linearly independent, and a comparison of coefficients therefore yields the following set of equations for the amplitudes A

$$\sum_{\mathbf{k} > k_F} A D_{\mathbf{k}\mathbf{k}^0} = A_{\mathbf{k}^0}; \quad (9)$$

The result can be written as a vector equation, $(T - I)\mathbf{A} = 0$, where $T_{\mathbf{k}\mathbf{k}^0} = D_{\mathbf{k}\mathbf{k}^0}$ and I denotes the identity matrix. A nontrivial solution exists if and only if the system determinant vanishes $|\mathbf{T} - \mathbf{I}| = 0$, which determines the eigenvalue E , and thus in turn the eigenvectors.

Note that this analysis shows that at this level, in general one cannot obtain a Cooper-pair wave function with a mixed (s;d)-symmetry. This is a consequence of the fact that the matrix $D_{\mathbf{k}\mathbf{k}^0}$ is block-diagonal in the s-wave and d-wave sectors due to the fact that the pair-susceptibility $\chi_{\mathbf{k}} = 1/(E - 2\epsilon_{\mathbf{k}})$ transforms as a function with s-wave symmetry expandable in the functions B_1, B_2 and B_3 . In Section VI, we show that this conclusion holds for the mean-field gap-equation that results from a self-consistent solution to the full problem at the critical point T_c . The wave-function may thus have one of the following forms

$$a_{\mathbf{k}} = \sum_{\mathbf{k} > k_F} A B(\mathbf{k}) \quad \epsilon_{\mathbf{k}} > \epsilon_{\mathbf{k}^0};$$

$$a_{\mathbf{k}} = \sum_{\mathbf{k} > k_F} A B(\mathbf{k}) \quad \epsilon_{\mathbf{k}} > \epsilon_{\mathbf{k}^0}; \quad (10)$$

All the amplitudes $a_{\mathbf{k}}$ are zero for $\epsilon_{\mathbf{k}} < \epsilon_{\mathbf{k}^0}$. Since the D -matrix is block diagonal, we may find two different eigenvalues, one for each irreducible representation. The correct eigenvector corresponds to the lowest eigenvalue E . Furthermore, an immediate consequence of the fact that $A = \sum_{\mathbf{k} > k_F} a_{\mathbf{k}} B(\mathbf{k})$ is that $A \neq 0$ if and only if

$\neq 0$. Specifying the \mathbf{r} 's thus immediately determines which of the basis functions $B_{\mathbf{k}}(\mathbf{r})$ that may contribute to the Cooper pair wave function.

The Cooper pair wave function in real-space is calculated by applying the inverse lattice Fourier-transform to $a_{\mathbf{k}}$, defined by

$$\psi(\mathbf{r}) = \frac{1}{N} \sum_{\mathbf{k}_1=0}^{\mathbf{r}/2} \sum_{\mathbf{k}_2=0}^{\mathbf{r}/2} a_{\mathbf{k}} e^{i \frac{2\pi}{N} (\mathbf{r} \cdot \mathbf{k}_1 + \mathbf{k}_2 \cdot \mathbf{r})}; \quad (11)$$

where $\mathbf{r} = \mathbf{r}_i - \mathbf{r}_j$ is the relative distance between the electrons comprising the Cooper-pair, $\mathbf{k} = \mathbf{k}_1 + \mathbf{k}_2$.

IV. NUMERICAL RESULTS

In Fig. 1 (a)-(f) we have plotted $\psi(\mathbf{r})$ of the Cooper pair wave function given by Eq. (11) in the case of no onsite interaction, $U = 0$, and nearest neighbor attraction, $V = 0.75$ t. Throughout this discussion, we set $W = 0$. The hopping matrix element $t = 0.10$ eV. At low filling fractions, the wave function displays s-wave symmetry which can be recognized by the peak present at the point $(0;0)$. Electrons situated at the same site forming a pair cannot be in a d-wave state. An example of a d-wave state is shown in Fig. 1 (c). This state is in fact found when increasing the filling fraction to $n = 0.17$, for the same value of the Coulomb-parameters. The pairing state has changed its transformation properties due to doping. Further increasing the filling does not change the symmetry, but Figs. 1 (c)-(f) show that the pairing state broadens as doping is increased. The region where $\psi(\mathbf{r}) \neq 0$ can roughly be interpreted as the size of the Cooper pair, i.e. the coherence length, which is thus seen to increase with increasing filling fraction. This is verified directly by calculating the quantity $\sum_{\mathbf{r}} \psi(\mathbf{r})^2 = \sum_{\mathbf{r}} \psi(\mathbf{r})^2$.

To further investigate at which doping level the symmetry change occurs, we have plotted the eigenvalue E of the two-particle Schrödinger equation, in Fig. 2 as a function of doping. The eigenvalue E is determined by numerically solving $\mathcal{H} \psi = E \psi$. The Fig. shows that for small filling fractions, i.e. $n < 0.1$, the eigenvalue for s-wave pairing is lower than the corresponding value for d-wave pairing, and hence s-wave pairing is therefore energetically favorable. At $n = 0.10$, we see that the two energy curves intersect, and for $n > 0.10$, d-wave pairing is thus expected to be energetically favorable.

We have done similar eigenvalue calculations as above in the case of an onsite repulsion, $U = 1.0$ t. The results are shown in Fig. 3. Since an onsite interaction does not affect d-wave pairing, the curve that shows the d-wave eigenvalues is the same as shown in the scenario of no onsite interaction. The s-wave curve has however changed, and appears to be shifted to higher energies, which means that the change in the symmetry of the wave-function occurs at a lower filling fraction, in this case $n = 0.08$. The results presented in Fig. 3 indicate that increasing onsite repulsion favors d-wave pairing, as one would expect. The extended s-wave component B_2 of the Cooper-pair wave function will inevitably have a finite on-site component, although it avoids the hard core to a considerable extent.

Figs. 4 (a)-(f) show the results for $\psi(\mathbf{r})$ as a function of doping for $U = 4.0$ t. This onsite repulsion is large enough to suppress pairing in any of the s-wave channels for all fillings that we have considered, in the range $n \in [0.06; 0.25]$. As filling is increased, one starts seeing a considerable broadening of the wavefunction with increasing filling fraction.

Figs. 5 (a)-(f) show the Cooper-pair wave function with $n = 0.06$ at six different values for the onsite repulsion U . In Fig. 5 (a), the onsite repulsion $U = 0$, and the s-wave solution is the energetically favorable (see Fig. 2). In Fig. 5 (b) a weak onsite repulsion $U = 0.5$ t is applied. Note that for this case, we obtain the somewhat counter-intuitive result that, since $\sum_{\mathbf{r}} \psi(\mathbf{r})^2$ evidently has increased upon increasing the onsite repulsion, the weak increased repulsion effectively promotes attraction between electrons. Similar effects have been seen in exact many-body calculations on strongly correlated 1D lattice fermion models [11]. We will comment on this result later. Figs. 5 (c)-(f) display the wave function when the onsite repulsion is increased in the range $U = t = (0.7; 1.0; 1.30; 1.45)$ and it is evident that between $U = 1.30$ t and $U = 1.45$ t, the wave function has changed its transformation properties to d-wave in order to completely eliminate the effect of the hard core. Increasing the onsite repulsion further will not affect the d-wave function, as already mentioned.

To show in more detail for which values of U the wave function changes its transformation properties, we have calculated the energy eigenvalues as a function of onsite repulsion for a filling fractions $n = 0.06$. The results are shown in Fig. 6. The trends in the results clearly show that in lattice models with four-fold symmetry, s-wave superconducting pairing is a low-filling effect, while d-wave pairing practically always wins in situations close to half-filling.

It is instructive also to perform a simplified analytical treatment of the Cooper-problem. A major simplification results by rewriting $D_0(E)$ as follows

$$D_0(E) = \frac{1}{N_0} \sum_{\mathbf{k}} \frac{1}{E - \epsilon_{\mathbf{k}}} \sum_{\mathbf{k}'} \frac{1}{E - \epsilon_{\mathbf{k}'}} \frac{B(\mathbf{k}) B_0(\mathbf{k}')}{E - 2\epsilon_{\mathbf{k}}} = \frac{1}{N_0} \sum_{\mathbf{k}} \frac{1}{E - \epsilon_{\mathbf{k}}} \frac{1}{E - 2\epsilon_{\mathbf{k}}} \quad (12)$$

where we have introduced the binding-energy $\epsilon_{\mathbf{k}} = E - \epsilon_{\mathbf{k}}$, ϵ_c is an upper band-cut-off and the function F is defined as $F(x) = \frac{1}{2} \ln(1 + \frac{2}{x})$. In addition, we have introduced the projected densities of state $N_0(\epsilon) = \sum_{\mathbf{k}} B(\mathbf{k}) B_0(\mathbf{k}) \delta(\epsilon - \epsilon_{\mathbf{k}})$. The constants N_0 in Eq. 12 are chosen appropriately to get the correct value for the \mathbf{k} -space sum. With our choice of coupling constants, the matrix D_0 block-diagonalizes into a 3×3 matrix in the s-wave sector, and a 2×2 matrix in the d-wave sector. For simplicity, in the following we will set $W = 0$. It will also be convenient to introduce the following definitions

$$\frac{UV}{2} (N_{11} N_{22} - N_{12}^2); \quad \frac{1}{2} \left(\frac{U}{2} N_{11} + V N_{22} \right); \quad (13)$$

With these definitions, we get the following secular equation for F (and hence ϵ) in the s-wave sector $F^2 + 2F + 1 = 0$. This is a necessary, but not sufficient, condition for finding a non-zero Cooper-pair wave function in the s-wave sector. Note that we must in principle distinguish between four cases: i) $\epsilon_c < 0$; $\epsilon_c > 0$, ii) $\epsilon_c < 0$; $\epsilon_c < 0$, iii) $\epsilon_c > 0$; $\epsilon_c > 0$, iv) $\epsilon_c > 0$; $\epsilon_c < 0$. Here, we will discuss the case $\epsilon_c < 0$, which should be realized for appropriate band-fillings. Furthermore, it is clear that in the large- U limit, $\epsilon_c > 0$, while $\epsilon_c < 0$ when $U = 0$. Hence, we have

$$F = \frac{j(j+1)}{2s}; \quad U > \frac{j(j+1)N_{22}}{2}$$

$$F = \frac{j(j+1)}{2s}; \quad U < \frac{j(j+1)N_{22}}{2}; \quad (14)$$

which defines the dimensionless coupling constant s . It follows that when $U = 0$, we get $F = 2 = j(j+1)N_{22}$ while for $U = 1$, we find $F = 2 = (j(j+1)N_{22} - N_{21}^2 = N_{11})$. Note that, within the s-wave sector, even an infinite hard-core repulsion does not suffice to destroy superconductivity. This is mainly due to the fact that the extended s-wave piece of the wave-function avoids the hard core. What will ultimately determine the symmetry of the superconducting wave-function is therefore the competition with the d-wave sector. In the d-wave sector, we obtain the secular equation $1 - 2_d F = 0$.

In either case, to have a bound state form, it is required that F is real and positive, equivalently the effective dimensionless coupling constants s and d must be positive. The only acceptable solution to the secular equation in the s-wave sector is $F = \frac{1}{2s}$; $s = \frac{2\epsilon_c}{\exp(\epsilon_c) - 1}$, while for the d-wave sector we obtain $F = \frac{1}{2_d}$; $d = \frac{2\epsilon_c}{\exp(\epsilon_c) - 1}$. The binding energy, in the s-wave and d-wave sectors, are determined by the effective coupling constants s and d , respectively. The system chooses the symmetry of the superconducting wave-function which gives the largest binding energy, equivalently the largest ϵ .

To gain some insight into what filling fractions one might expect one or the other coupling constant to dominate, it is instructive to exhibit $N_{22}(\epsilon)$ and $N_{4p}(\epsilon)$ as a function of the energy. They are shown in Fig. 7, along with the single-particle density of states $N(\epsilon) = \sum_{\mathbf{k}} \delta(\epsilon - \epsilon_{\mathbf{k}})$, which we have been able to evaluate analytically. This is useful since it provides intuition about the singularities that also appear in the projected densities of states, and which we have to consider when the stability of the various superconducting channels are investigated. Using Eq. 3, we find straightforwardly that the single-particle density of states is given by [12]

$$N(\epsilon) = \frac{1}{2} \sum_{j=0}^{\infty} \frac{1}{1 - \frac{\epsilon}{a}} \frac{1}{1 - \frac{\epsilon}{a}}; \quad j(a + \epsilon) = 2j < 1$$

$$\frac{1}{2} \sum_{j=0}^{\infty} \frac{1}{1 - \frac{\epsilon}{a}} \ln \frac{1}{1 - \frac{\epsilon}{a}}; \quad j(a + \epsilon) = 2j < 1$$

$$= 0; \quad j(a + \epsilon) = 2j > 1; \quad (15)$$

where we have defined $\epsilon = 2t^0$, $a = \epsilon/2t$, and $K(k)$ is a complete elliptic integral of the first kind, with modulus k [13]. The result is valid for $j < 1$, the requirement for having a band minimum at the center of Brillouin-zone. (It is quite remarkable that the approximate logarithmic expression in Eq. 15 reproduces the exact expression excellently over the entire band. The reason is that the main effect of the elliptic integral K is to produce a narrow logarithmic singularity at $a = 1$, while the remaining variation in $N(\epsilon)$ is due to the prefactor.) The density of states has a logarithmic singularity $N(\epsilon) = (1/2\pi^2 j^2) \ln(8j^2(1-\epsilon^2)) + \ln(1-\epsilon^2)$ at $\epsilon = 2t$, a finite cusp at the lower band-edge, $N(\epsilon = 2t(1-\epsilon^2)) = (1/4\pi^2 j^2)(1+\epsilon^2)$, while the density of states close to the upper band-edge has a smooth behavior with a value at the upper band-edge given by $N(\epsilon = 2t(2-\epsilon^2)) = (1/4\pi^2 j^2)(1-\epsilon^2)$. Were we to reverse the sign of t^0 , we would get a cusp at the upper band-edge, while the density of states at the lower edge would be smooth. The singularities that appear in the projected densities of states must come from the singularities in $N(\epsilon)$. We have not been able to reduce the integrals for the projected densities of states to useful expressions in terms of elliptic integrals, and have simply calculated them numerically using the tetrahedron algorithm [14]. The peaks in $N_{22}(\epsilon)$ originate from energies close to the bottom of the band, essentially identified with the cusps in $N(\epsilon)$, whereas the peaks in the $N_{44}(\epsilon)$ come from energies identified with the logarithmic singularities in $N(\epsilon)$. As soon as the filling fraction increases from the bottom of the band, the major singularities in $N_{22}(\epsilon)$ are eliminated from the integrated projected density of states N_{22} , and the contributions to N_{44} coming from the logarithmic singularities in $N_{44}(\epsilon)$ at $\epsilon = 2t$ will dominate. Hence, ϵ_d and thus d-wave pairing will always dominate close to half-filling, while s-wave pairing will win out close to the bottom of the band. Note for instance in the case where $t^0 = 0$, that $N_{22}(\epsilon) = 0$ in the middle of the band, while $N_{44}(\epsilon)$ has a weak logarithmic singularity. When $t^0 \neq 0$ the situation changes somewhat, and both projected densities of state are finite at half-filling. Nonetheless, as long as $t^0 < 0.5$, such that the bottom of the band is located at the zone-center, $N_{44} > N_{22}$ for filling fractions such that the Fermi-surface is close to the middle of the band. For non-pathological situations, d-wave pairing will in general dominate close to half-filling. The conclusion holds for any pairing kernel with a predominant B_4 -symmetry. A somewhat counter-intuitive result obtains if we introduce a weak repulsive coupling U in the problem. In our notation, this means that in Eq. 14, we may expand F in Eq. 14 in powers of $j - j_0$ in order to find the corrections to ϵ_s to leading order in $U = V$. The leading order correction in U is given by

$$\epsilon_s(j - j_0) = \frac{j - j_0}{4j_0} \epsilon_{j_0} \quad (16)$$

Thus, we see that an enhancement of ϵ_s , and hence an enhancement of superconductivity, comes about initially as U is switched on, irrespective of the sign of U . On the other hand, if we consider ϵ_s at $U = 1$, it is clearly less than ϵ_s at $U = 0$,

$$\epsilon_s(U = 0) - \epsilon_s(U = 1) = \frac{j - j_0}{2} \frac{N_{12}^2}{N_{11}} > 0: \quad (17)$$

It follows that there must exist an intermediate value of U which maximizes the binding energy in the s-wave sector. Since ϵ_d is independent of U altogether, we obtain the counter-intuitive result that there exists a regime of fillings, where one may obtain a "switch" of the symmetry of the superconducting wave function from d-wave to extended s-wave upon increasing a weak onsite repulsion. This has much in common with the result we observed in the numerics, that an increase in U for $n = 0.06$ produced a more tightly bound Cooper-pair. While the analytical results quoted above are approximate, the numerical results are quite remarkable in that they, within the Cooper-scheme, entail no further approximations. We also note that similar results have been found for the zero-temperature superconducting gap in self-consistent mean-field calculations [15]. We now comment on why we may obtain such a counter-intuitive result in our numerical calculations.

A finite interaction $V < 0$ implies that when $U = 0$, there certainly will exist a solution to the Schrodinger equation such that $A_2 \neq 0$, i.e. we are guaranteed pairing in the extended s-wave channel for low enough band-fillings, as argued above based on our intuition on the projected densities of states. Increasing U slightly from zero, implies that one in principle is coupling in another component of the wave-function, A_1 , since $A_1 \propto 1/U$. However, A_1 and A_2 may enter in the wavefunction with relative phases of π . The coupling between A_1 and A_2 in the gap-equation may take advantage of this and essentially produce an "attraction from a repulsion" by appropriately twisting the relative phases of the amplitudes entering in the order parameter. Note that such a mechanism cannot work with an order parameter containing only one symmetry-channel component, since the overall phase of the wavefunction is irrelevant for the spectrum. In the present situation with two s-wave components, however, the extended s-wave amplitude is able, for small values of U , to "drag" the isotropic s-wave component of the order parameter along, as a consequence of the "conversion of repulsion to attraction"-effect. Continuing to increase the onsite repulsion to larger values $U/t \gg 1$, energetics dictates that the on-site component of the order parameter eventually must vanish,

thereby reducing the indirect attractive effect of the onsite-repulsion. As a consequence, the pair-wave function will again spread out in real space, as observed in our numerics.

Note that the above results are not sensitive to the basic pairing mechanism operative in the underlying microscopic theory. All that enters at this level, are competing channels in the pairing kernel with isotropic and extended s-wave symmetries, as well as d-wave symmetries. Hence, for instance anti-ferromagnetic spin-fluctuations [16], who some believe to be relevant in producing superconductivity in the high- T_c cuprate CuO_2 -planes, would fit into the scenario Eq. 4 for the pairing kernel. Nonetheless, the above "attraction from repulsion" effect within the isotropic and extended s-wave sector is not particularly relevant to the physics of the high- T_c oxides, which show superconductivity only in the vicinity of half-filled bands, where we find that $d_{x^2-y^2}$ -wave pairing almost invariably wins out.

V I. SELFCONSISTENT ANALYSIS

In this Section, we consider the full nonlinear mean-field gap-equation. Starting from the full Hamiltonian, Eq. 1, one performs a standard BCS-truncation of the interaction term, and a further anomalous mean-field decomposition to obtain the gap-equation

$$\begin{aligned} \Delta_{\mathbf{k}} &= \sum_{\mathbf{k}^0} V_{\mathbf{k};\mathbf{k}^0} \Delta_{\mathbf{k}^0} \\ V_{\mathbf{k};\mathbf{k}^0} &= \sum_{\mathbf{K}} B(\mathbf{K}) B(\mathbf{K}^0) \\ \Delta_{\mathbf{k}} &= \frac{1}{2E_{\mathbf{k}}} \tanh \frac{E_{\mathbf{k}}}{2} \\ E_{\mathbf{k}} &= \sqrt{\epsilon_{\mathbf{k}}^2 + j_{\mathbf{k}}^2} \end{aligned} \quad (18)$$

Here, $\epsilon_{\mathbf{k}}$ is the normal state dispersion relation, and $\beta = 1/k_B T$. Given the form of $V_{\mathbf{k};\mathbf{k}^0}$, it is clear that the gap-function must be expandable in the basis functions for the irreducible representations of C_{4v} in the following way

$$\Delta_{\mathbf{k}} = \sum_{\mathbf{K}} B(\mathbf{K}) \quad (19)$$

where $B(\mathbf{K})$ are amplitudes that must be found selfconsistently. Inserting such an Ansatz back into the gap-equation and equating coefficients of the linearly independent functions $B(\mathbf{K})$, one finds the following coupled, nonlinear algebraic equations for the gap-amplitudes

$$\begin{aligned} M_{\mathbf{K}} &= \sum_{\mathbf{K}^0} B(\mathbf{K}^0) \sum_{\mathbf{K}'} B(\mathbf{K}') B(\mathbf{K} + \mathbf{K}') \\ M_{\mathbf{K}} &= \sum_{\mathbf{K}^0} B(\mathbf{K}^0) \sum_{\mathbf{K}'} B(\mathbf{K}') B(\mathbf{K} - \mathbf{K}') \end{aligned} \quad (20)$$

Notice that the pair-susceptibility $\chi_{\mathbf{k}}$ transforms as an s-wave function. Hence, the matrix $M_{\mathbf{K}} \otimes M_{\mathbf{K}^0}$ must be block-diagonal by symmetry, in the s-wave and d-wave sectors. Including the five basis functions we have used in this paper, the matrix thus block-diagonalizes into a 3×3 and a 2×2 matrix.

Consider first the case $T = T_c$, where the equations are linear. The various sectors must be solved separately for the s-wave gap and the d-wave gap, respectively. The physically relevant solution is the one with the largest value of T_c , while the other solution is unphysical. The alternative is a scenario with two distinct superconducting transitions in zero magnetic field, which is not acceptable. Therefore one can never get a mixing of s-wave and d-wave symmetry on a perfectly square lattice at the critical temperature. The possible exception is the one where coupling constants in combination with filling fractions have been fine-tuned in such a way that the two sectors yield the same T_c .

Below T_c , the situation is changed. The matrix $M_{\mathbf{K}} \otimes M_{\mathbf{K}^0}$ is still block diagonal, but there is nonetheless coupling between the s-wave and d-wave sectors, since the pair-susceptibility depends on the entire gap $\chi_{\mathbf{k}} = \sum_{\mathbf{K}} B(\mathbf{K})$. As a consequence, at $T = T_c$ the dominant channel becomes superconducting, while more components are added to the gap, at distinct temperatures, as the temperature is lowered. This means that one is getting superconducting condensation in progressively more channels. Nonetheless, these subsequent additions of channels to the order parameter do not constitute separate superconducting critical points. They simply add more amplitude to $j_{\mathbf{k}}^2$. In mathematical terms,

this is equivalent to a bifurcation in the solution of the nonlinear gap-equation. Such bifurcations have recently been studied for the BCS-gap equation [17].

We have solved the coupled mean-field gap equations numerically, to obtain the superconducting gap, and hence various thermodynamic quantities. We omit details of our calculations of the gap-function itself, suffice it to say that we have reproduced in detail the results of Ref. [15]. The free energy, internal energy, entropy, specific heat, and critical magnetic fields are found by using the standard expressions for the free energy F and the entropy S

$$F = \sum_{\mathbf{k}} \left(\frac{1}{2} \epsilon_{\mathbf{k}}^2 - \frac{1}{2} \epsilon_{\mathbf{k}}^2 \right) - \frac{1}{\beta} \sum_{\mathbf{k}} \ln [2 + \exp(-\epsilon_{\mathbf{k}}) + \exp(-\epsilon_{\mathbf{k}})]$$

$$S = -k_B \sum_{\mathbf{k}} [(1 - f_{\mathbf{k}}) \ln(1 - f_{\mathbf{k}}) + f_{\mathbf{k}} \ln f_{\mathbf{k}}]; \quad (21)$$

with $F = U - TS$, and $C = T dS/dT$, where U is the internal energy, and $f_{\mathbf{k}} = 1/[1 + \exp(\epsilon_{\mathbf{k}})]$ is the momentum distribution function for the particle-like elementary excitations of the superconductor.

The lower and upper critical fields B_{c1} and B_{c2} , respectively, are found from the standard expressions $F(T = T_c) = F(T < T_c) = B_{c1}^2/2\mu_0$, and $B_{c2} = \sqrt{2} \mu_0 \xi$, where we have calculated the superconducting coherence length from $\xi = v_F/\Delta$. Here v_F is the Fermi velocity in the normal metallic state, while Δ is taken to be the absolute value of the gap $\Delta_{\mathbf{k}}$ averaged over the Fermi-surface. As a sideproduct, we obtain the Ginzburg-Landau ratio $\kappa = B_{c2}/\sqrt{2}B_{c1}$.

Our results exhibiting the quantities described above, are shown in Figs. 8-10. As the temperature is lowered, one will observe cusps in $\epsilon_{\mathbf{k}}$, and hence the internal energy and entropy, at the temperatures where new channels are coupled into the gap. The specific heat will show BCS-discontinuities at all the temperatures where the new channels condense, in addition to the BCS-discontinuity at the superconducting transition [17]. However, the amplitude-fluctuations of the orderparameter are massive at these lower temperatures, and the superconducting correlation length is finite. This is a generic feature of superconductivity in systems with competing pairing channels, irrespective of whether the dominant pairing is d-wave or s-wave.

VII. SPECIFIC HEAT

For the case of extreme type-II superconductors, critical fluctuations will surely modify the results for the specific heat close to the critical temperature. The anomaly in the specific heat at the critical temperature is therefore not expected to be of the BCS-type at all, due to phase-fluctuations of the order parameter. As recently emphasized [18], in extreme type-II superconductors with a low superfluid density, the dominant contributions to the specific heat anomaly are expected to be phase-fluctuations in the order parameter, not amplitude-fluctuations as in BCS. This is easily seen by noting that the superfluid stiffness is related to the free energy F and a phase-twist in the order parameter across the system via the Fisher-Barber-Jasnow relation [19]

$$\kappa_s = \frac{\partial^2 F}{\partial (\theta)^2} \Big|_{\theta=0} \quad (22)$$

On the other hand, superconductors arising from poor conductors such as the high- T_c compounds, do in fact have a low superfluid stiffness [18]. This implies that phase-fluctuations in the superconducting orderparameter are soft, dominating the fluctuation spectrum, while amplitude fluctuations may be neglected. One may think of the superconductivity as arising out of a quantum fluid of preformed pairs. Hence, for weakly coupled layers such as those we have considered in this paper, the critical point is in the universality class of the 3D XY-model, and the specific heat should have an analogous critical anomaly, which turns out to be an asymmetric logarithmic singularity with a specific heat exponent $\alpha = 0.007(6)$ rather than the finite discontinuity of the BCS-type [20,21]. This has recently also been observed in experiments on the extreme type-II $\text{YBa}_2\text{Cu}_3\text{O}_{7-x}$ cuprate with a Ginzburg-Landau parameter $\kappa \approx 50$ [22]. (The rather counter-intuitive result that fluctuations may convert and sharpen a mean-field like finite discontinuity in the specific heat into a (logarithmic) singularity at the transition, rather than smoothing over the asperities in the specific heat, is known from Onsager's famous solution of the 2D Ising model [23].)

The weak anomalies at the lower temperatures should however be well captured by the mean-field theory, provided they are located outside the critical regime, which is likely to be the case. This is therefore a way of distinguishing intrinsic anomalies in the specific heat from those anomalies one will observe in multi-phase compounds with a distribution of critical temperatures. In the former case, one should observe one 3D XY-like anomaly at the critical temperature, and additional weaker mean-field BCS-like anomalies at lower temperatures. In the latter case, one should observe a number of anomalies roughly of the same order of magnitude, all of the 3D XY-type.

A large onsite repulsion U ultimately suppresses pairing in the isotropic and extended s-wave channels. This may explain why two anomalies in the specific heat so far have not been observed in zero magnetic field in $\text{YBa}_2\text{Cu}_3\text{O}_7$ [22]. However one should note that an inclusion of the W -term in Eq. 1 will give pairing in another d-wave channel, d_{xy} , which could compete with $d_{x^2-y^2}$ in the presence of a very large Hubbard- U , in the relevant doping regime, and hence also give two anomalies in the specific heat even in large- U compounds such as the high- T_c cuprates. Recent experiments show intriguing features in microwave conductivity as well as London penetration depth well inside the superconducting phase, which may be consistent with the above picture [24].

VIII. ACKNOWLEDGEMENTS

Support from the Research Council of Norway (Norges Forskningsråd) Grants No. 110566/410 and 110569/410, is gratefully acknowledged. The authors thank G. Angilella for discussions.

LIST OF FIGURES

FIG. 1. The probability density $|\psi(i;j)|^2 = \psi(i;j)\psi^*(i;j)$ of the Cooper-pair wave function with $U = 0$ at different filling fractions. In Figs. (a) and (b) the wave function exhibits s-wave symmetry for $n = 0.06$ and $n = 0.12$, respectively. Figs. (c) - (f) all exhibit d-wave symmetry of the wave function where $n = 0.14$ in (c), $n = 0.17$ in (d), $n = 0.51$ in (e), and $n = 0.85$ in (f).

FIG. 2. The binding energy of the Cooper-pair as a function of doping, at $U = 0$. For $n < 0.11$ the binding energy of the s-wave pairing is energetically favorable compared to d-wave pairing. As doping increases, the d-wave pairing becomes favorable.

FIG. 3. The binding energy of the Cooper-pair as a function of doping, at $U = 1.0$ t. For $n < 0.11$ the binding energy of the s-wave pairing is energetically favorable to d-wave pairing. As doping increases, the d-wave pairing becomes favorable.

FIG. 4. The probability density $|\psi(i;j)|^2 = \psi(i;j)\psi^*(i;j)$ of the Cooper-pair wave function with $U = 4.0$ t at different filling fractions. Figs. (a) - (f) all exhibit d-wave symmetry of the wave function where $n = 0.06$ in (a), $n = 0.12$ in (b), $n = 0.14$ in (c), $n = 0.17$ in (d), $n = 0.51$ in (e), and $n = 0.85$ in (f).

FIG. 5. The probability density $|\psi(i;j)|^2 = \psi(i;j)\psi^*(i;j)$ of the Cooper-pair wave function with $n = 0.06$ at different onsite repulsions. For $U = 0$, s-wave pairing is favorable (a). For the values $U = 0.50$ t, $U = 0.70$ t, $U = 1.0$ t and $U = 1.30$ t as shown in (b), (c), (d) and (e), respectively, the Figs. exhibit s-wave symmetry. For $U = 1.45$ t the Cooper pair wave function transforms as a d-wave.

FIG. 6. The binding energy of the Cooper-pair with $n = 0.06$ as a function of onsite repulsion. Since the onsite potential couples to an s-wave, the d-wave binding energy is not affected by increasing U . For $U < 1.4$ t, s-wave pairing is favored. For larger U 's, d-wave pairing is favored.

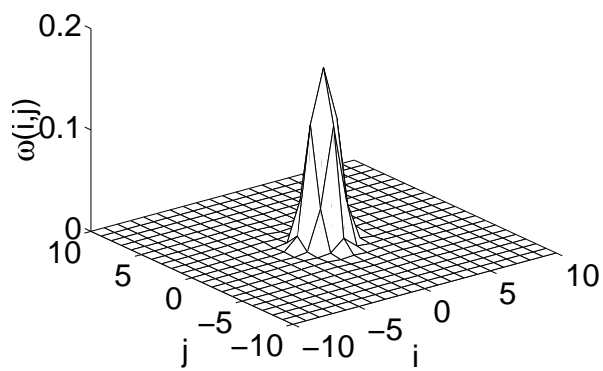
FIG. 7. The projected densities of states N_{22} and N_{44} along with the single particle density of states $N(\epsilon) = \sum_{\mathbf{k}} \delta(\epsilon - \epsilon_{\mathbf{k}})$.

FIG. 8. Thermodynamic quantities in superconducting and normal states for $n = 0.25$ and $U = 0$. Figs. (a) - (d) show the entropy, free energy, internal energy and specific heat, respectively. They all exhibit a critical behavior at $T = 90$ K. In (d) it can easily be seen that another symmetry channel switches on at $T = 60$ K, giving rise to cusps in the internal energy and entropy, and a discontinuity in the specific heat. Figs. (e) and (f) show the coherence length and the critical fields, respectively. Note that the coherence length has singular behavior only at $T = 90$ K.

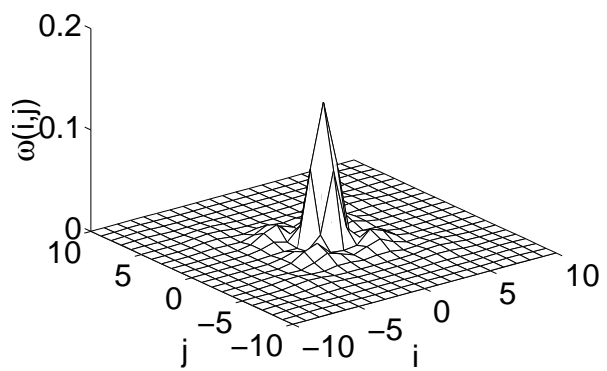
FIG. 9. Thermodynamic quantities in superconducting and normal states for $n = 0.60$ and $U = 4.0$ t. Figs. (a)–(d) show the entropy, free energy, internal energy and specific heat, respectively. They all exhibit a critical temperature at $T_c = 90$ K. Figs. (e) and (f) show the coherence length and the critical fields, respectively. In this case, there are no additional features below T_c , due to the complete suppression of the instability in the competing s-wave channel as a result of the large onsite U .

FIG. 10. The Ginzburg-Landau parameter, κ , as a function of temperature for the cases: (a) $n = 0.25$ and $U = 0$ and (b) $n = 0.60$ and $U = 4.0$ t. The result shows that the superconductor model is of the extreme type-II variety. Hence, one expects the dominant critical fluctuations in the order parameter to be phase fluctuations, not amplitude fluctuations.

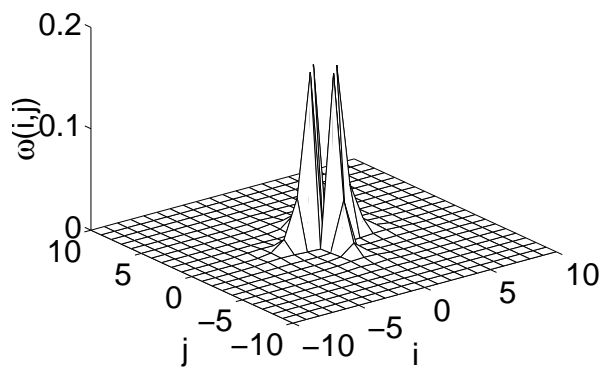
-
- [1] L.N. Cooper, Phys. Rev. 104, 1189 (1956).
 - [2] J. Bardeen, L.N. Cooper, and J.R. Schrieffer, Phys. Rev. 108, 1175 (1957).
 - [3] C.M. Varma, S. Schmitt-Rink, and E. Abrahams, Solid State Commun. 62, 681 (1987).
 - [4] V.J. Emery, Phys. Rev. Lett. 58, 2794 (1987).
 - [5] E.B. Stechel, A. Sudbø, T. Giamarchi, and C.M. Varma, Phys. Rev. B 51, 553 (1995).
 - [6] C.M. Varma, Phys. Rev. B 55, 14554 (1997).
 - [7] A.A. Abrikosov, L.P. Gorkov, and I.E. Dzyaloshinski, Methods of quantum field theory in statistical physics (Dover Publications, Inc, New York, USA, 1975).
 - [8] J. Yu and A.J. Freeman, J. Phys. Chem. Solids 52, 1351 (1991).
 - [9] Z.-X. Shen et al., Phys. Rev. Lett. 70, 1553 (1993).
 - [10] G. Baskaran and P.W. Anderson, condmat/9706076.
 - [11] A.W. Sandvik and A. Sudbø, Phys. Rev. B 54, 3746 (1996).
 - [12] D.Y. Xing, M. Liu, and C.D. Gong, Phys. Rev. B 44, 12525 (1991).
 - [13] I.S. Gradshteyn and I.M. Ryzhik, Table of Integrals, Series, and Products, 6 ed. (Academic Press, Inc, New York, USA, 1980).
 - [14] G. Lehmann and M. Taut, Phys. Status Solidi 54, 469 (1972).
 - [15] C.O'Donovan and J. Carbotte, Physica C 252, 87 (1995).
 - [16] N. Bulut and D.J. Scalapino, Phys. Rev. Lett. 68, 706 (1992).
 - [17] P.N. Spathis, M.P. Soerensen, and N. Lazarides, Phys. Rev. B 45, 7360 (1992).
 - [18] V.J. Emery, S.A. Kivelson, and O. Zachar, condmat/9703211.
 - [19] M.E. Fisher, M.N. Barber, and D. Jasnow, Phys. Rev. A 8, 1111 (1973).
 - [20] J.C. LeGillet and J. Zinn-Justin, Phys. Rev. B 21, 3976 (1980).
 - [21] A.K. Nguyen and A. Sudbø, condmat/0706223.
 - [22] A. Junod et al., Physica C 275, 245 (1997).
 - [23] L. Onsager, Phys. Rev. 65, 117 (1944).
 - [24] H. Srikanth et al., condmat/9610032.



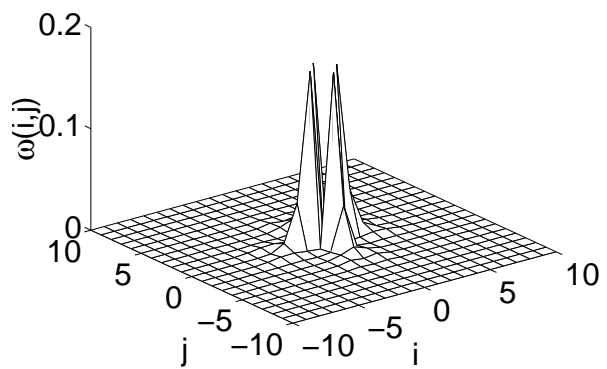
(a)



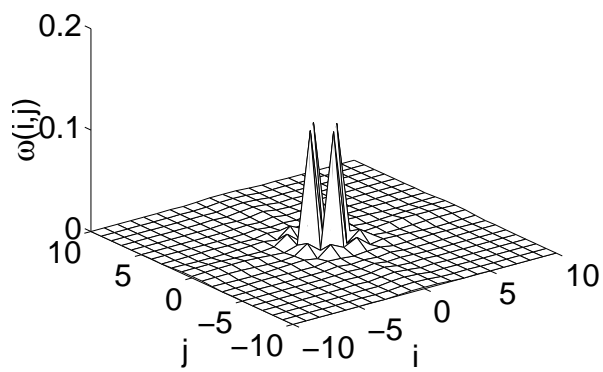
(b)



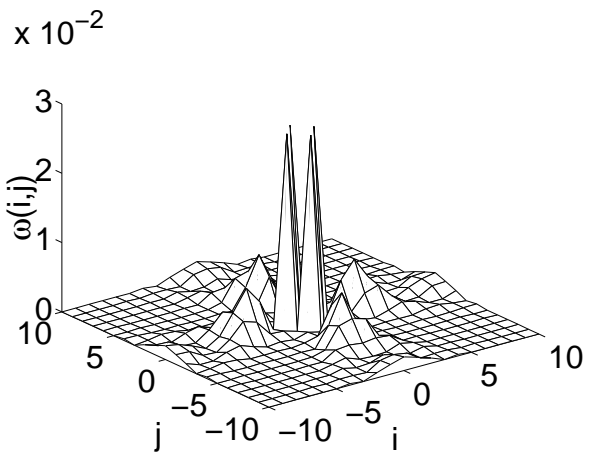
(c)



(d)



(e)



(f)

FIG .1.

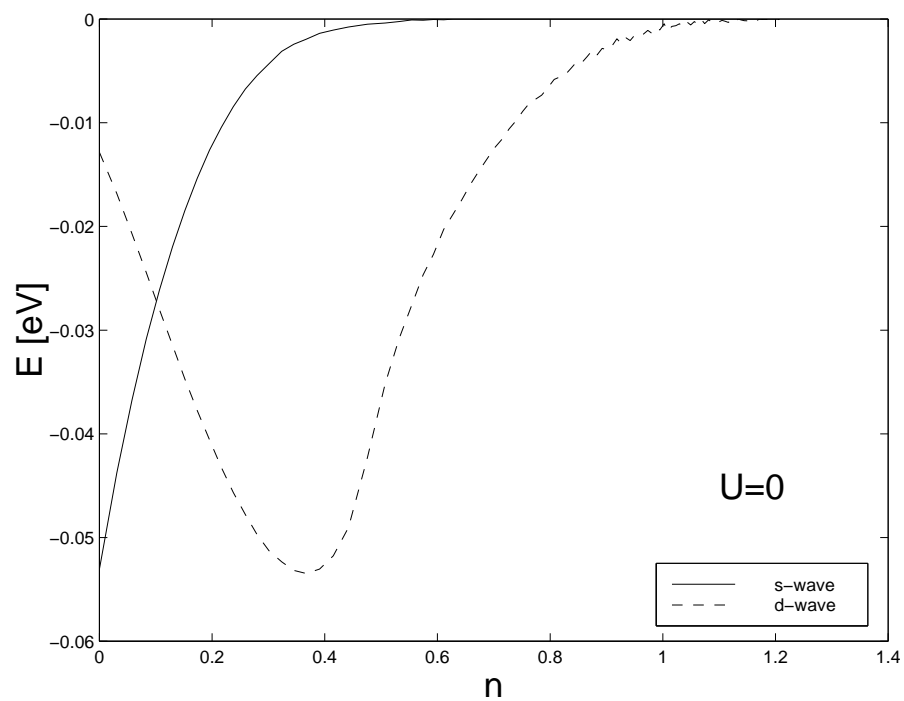


FIG .2.

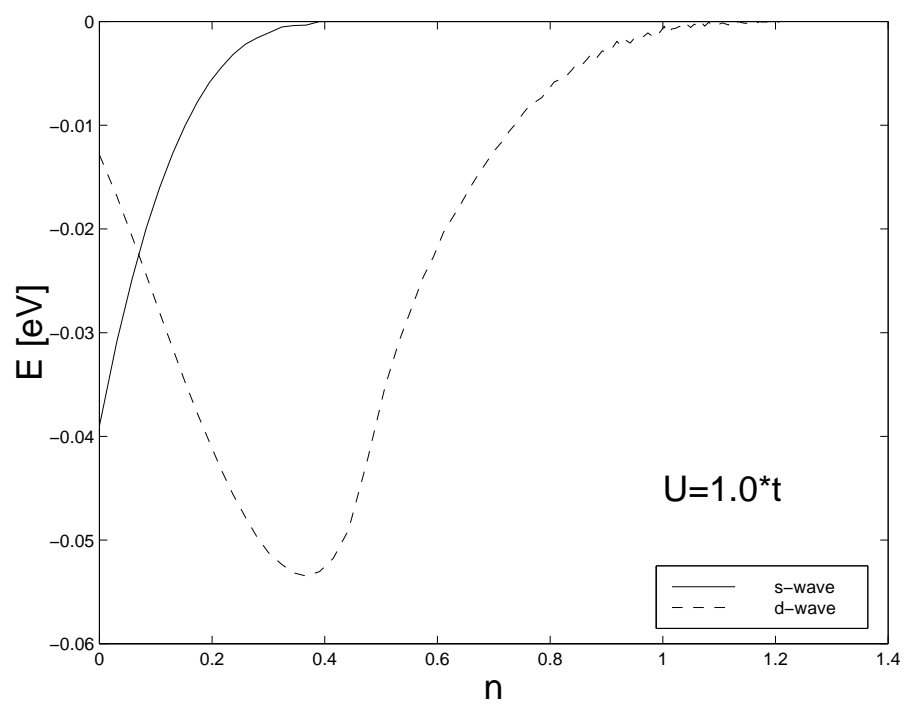
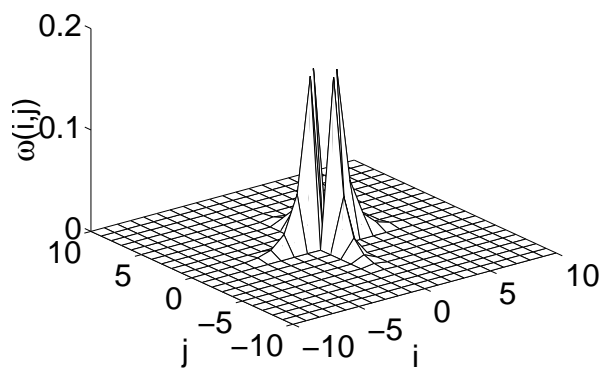
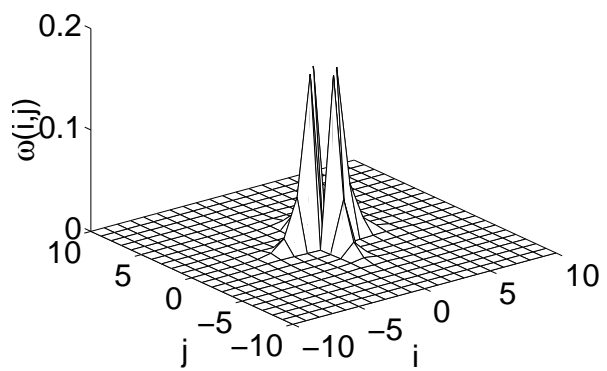


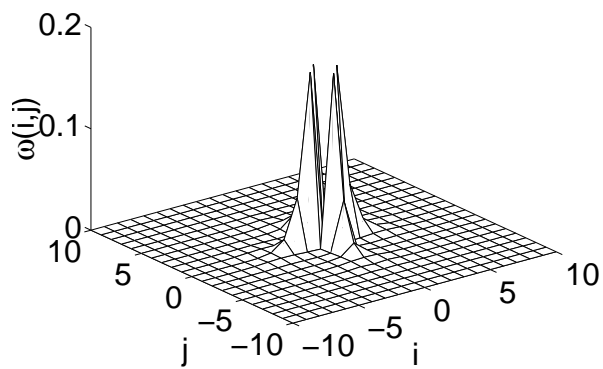
FIG .3.



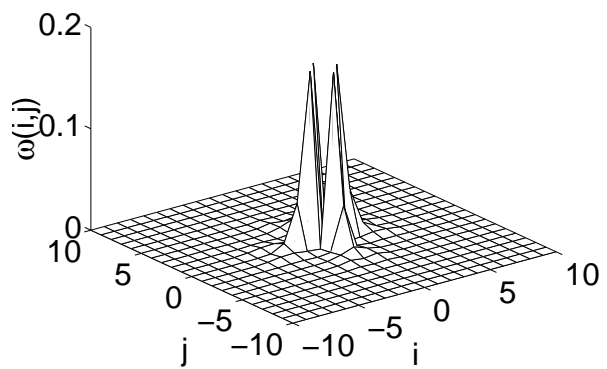
(a)



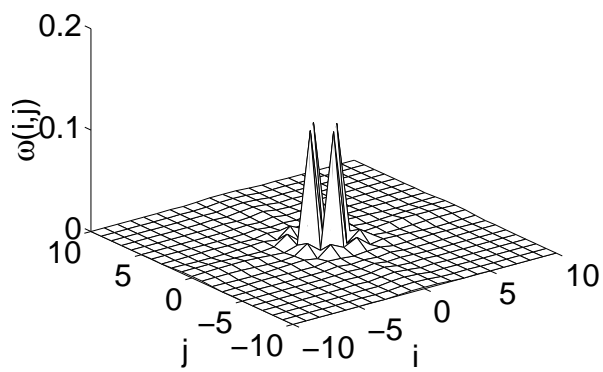
(b)



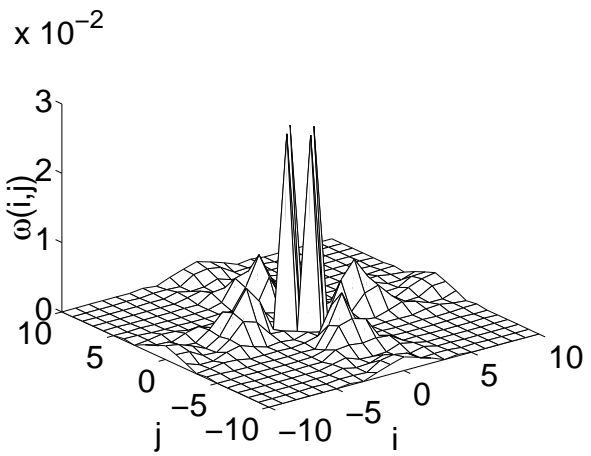
(c)



(d)

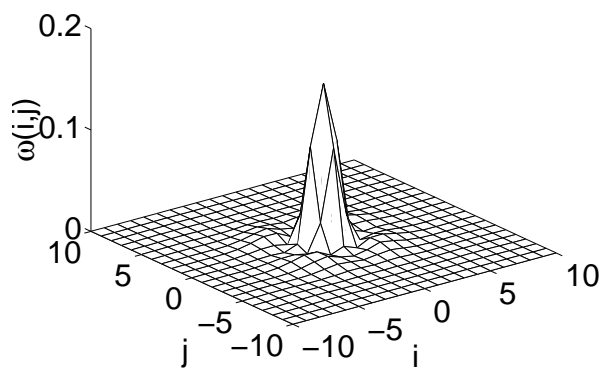


(e)

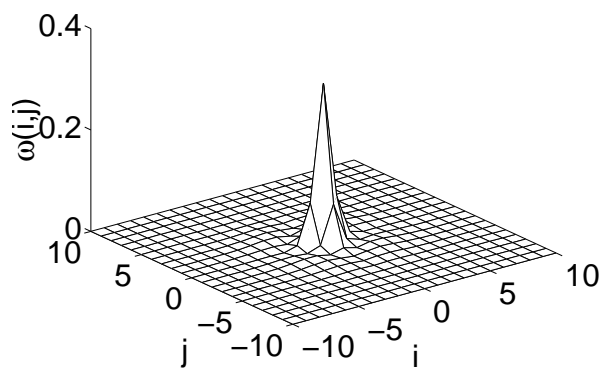


(f)

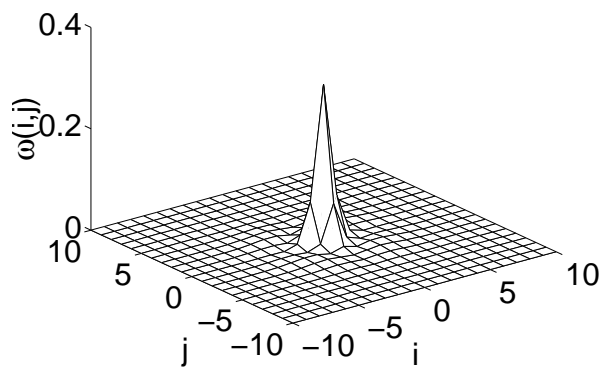
FIG . 4.



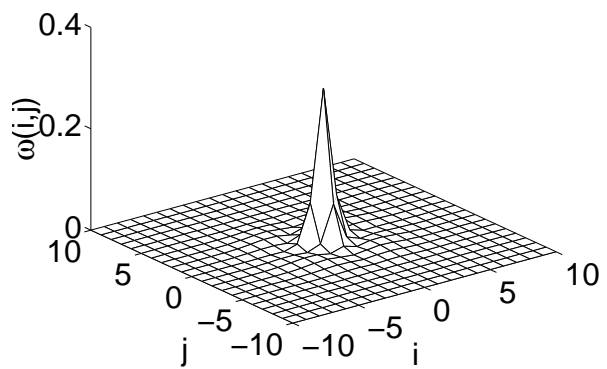
(a)



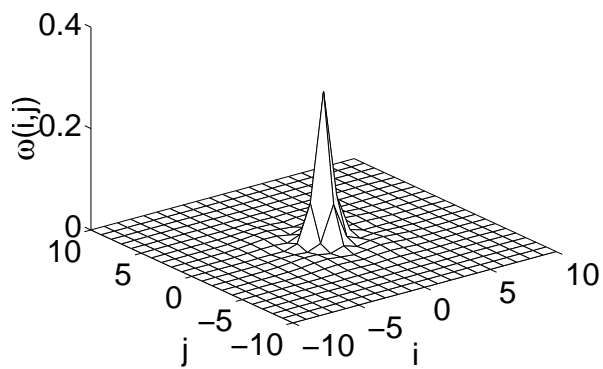
(b)



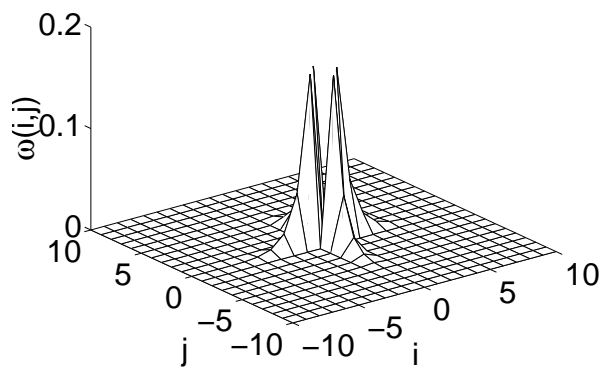
(c)



(d)



(e)



(f)

FIG. 5.

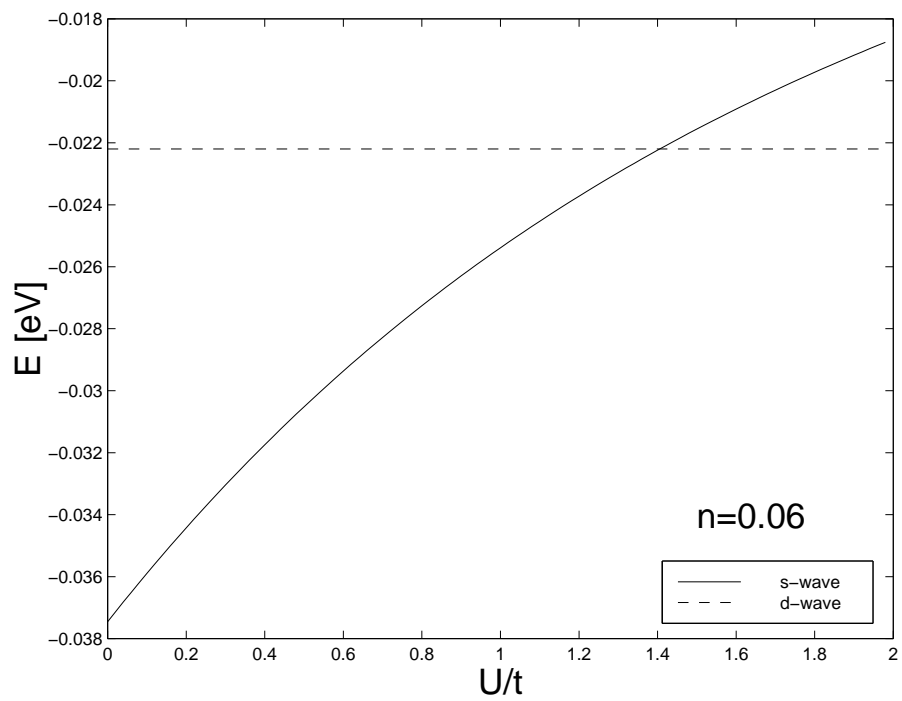


FIG . 6.

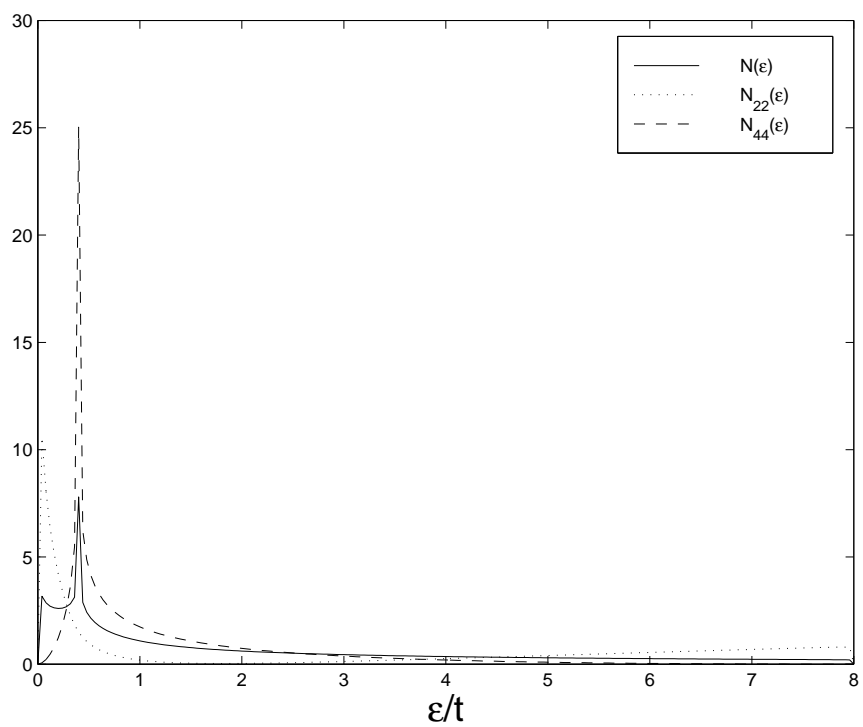
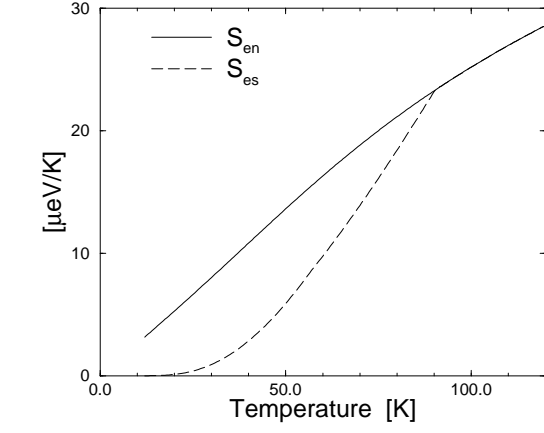
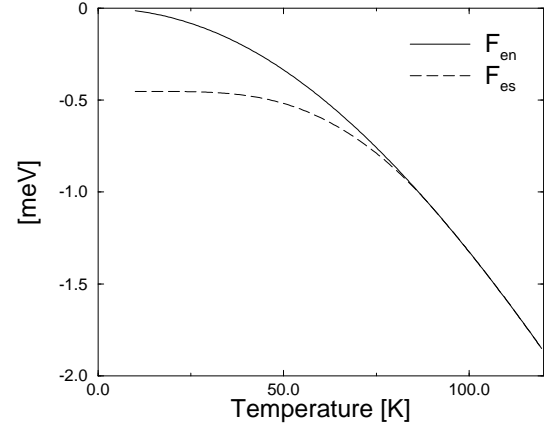


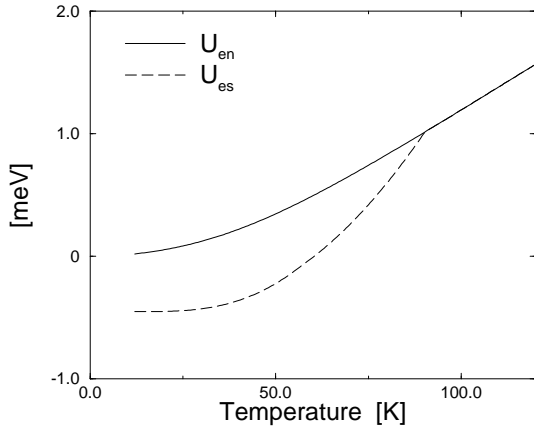
FIG . 7.



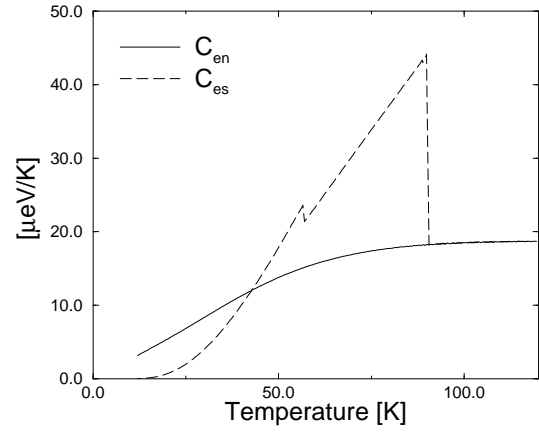
(a)



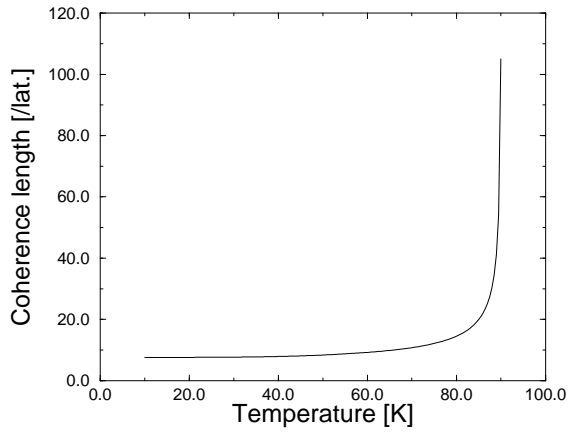
(b)



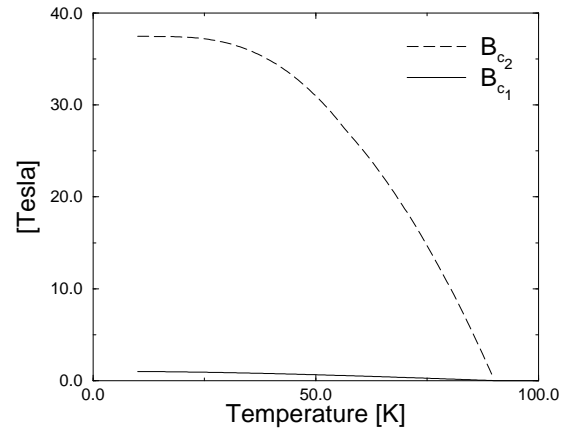
(c)



(d)

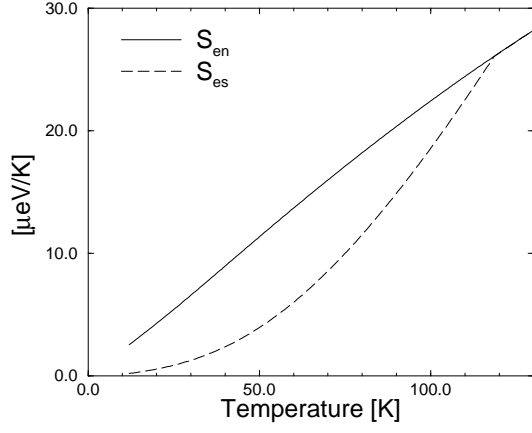


(e)

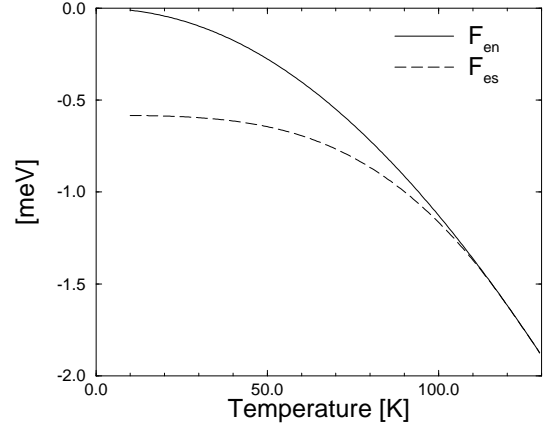


(f)

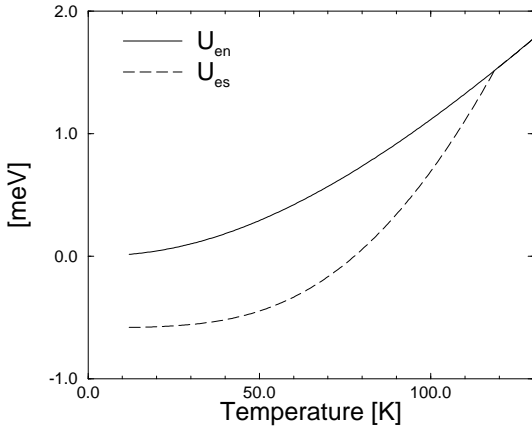
FIG . 8 .



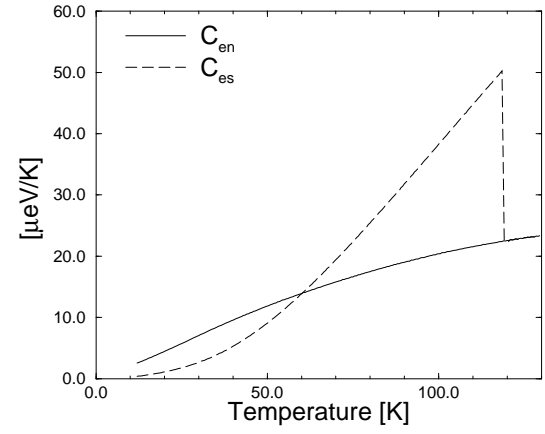
(a)



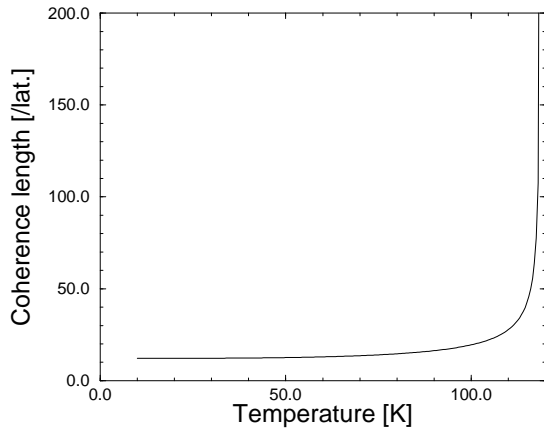
(b)



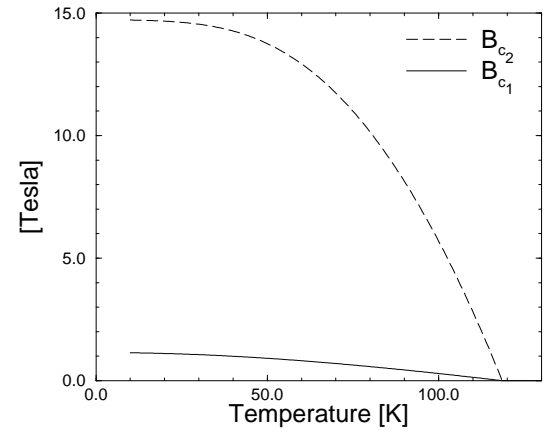
(c)



(d)

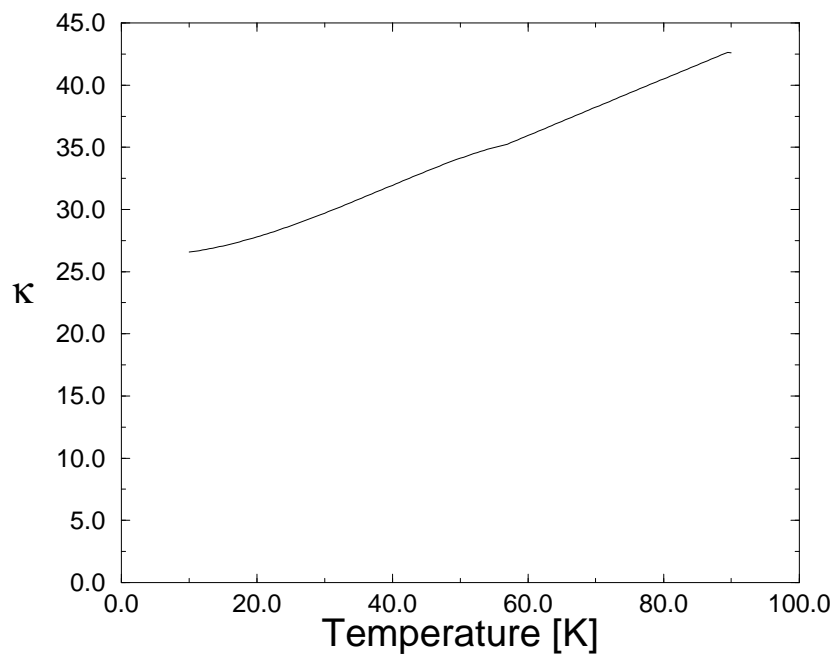


(e)

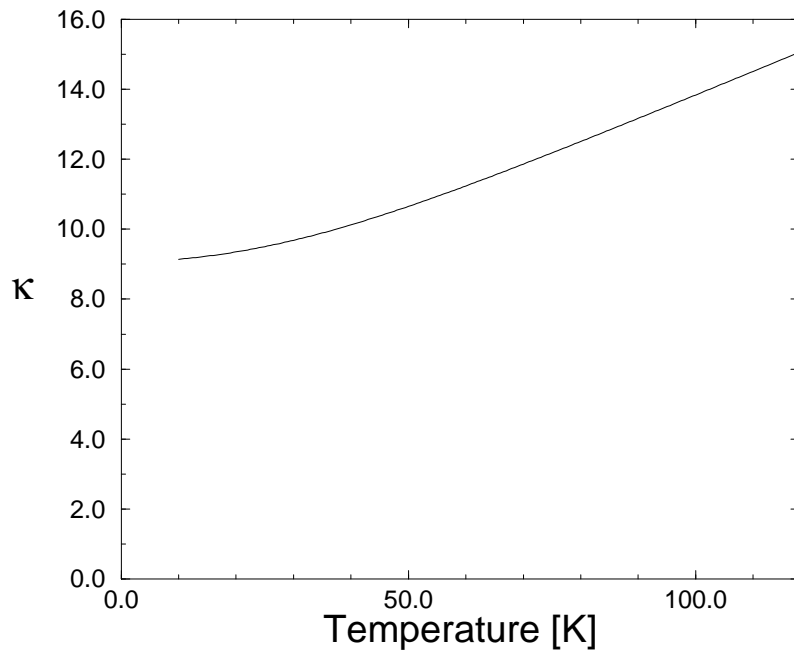


(f)

FIG . 9.



(a)



(b)

FIG .10.