

OHSTPY-HEP-T-97-012
 cond-mat/9707199
 July 18 1997

Quantum Corrections to the Ground State of a Trapped Bose-Einstein Condensate

Eric Braaten and Agustin Nieto¹

Department of Physics, The Ohio State University, Columbus, OH 43210

Abstract

In the mean-field approximation, the number density $n(r)$ for the ground state of a Bose-Einstein condensate trapped by an external potential $V(r)$ satisfies a classical field equation called the Gross-Pitaevskii equation. We show that quantum corrections to $n(r)$ are dominated by quantum fluctuations with wavelengths of order $\lambda = \pi \overline{a}$, where \overline{a} is the S-wave scattering length. By expanding the equations for the Hartree-Fock approximation to second order in the gradient expansion, we derive local correction terms to the Gross-Pitaevskii equation that take into account the dominant effects of quantum fluctuations. We also show that the gradient expansion for the density breaks down at fourth order.

¹ Address after September 1, 1997: CERN - Theory Division, CH-1211 Geneva 23, Switzerland.

1 Introduction

The successful achievement of Bose-Einstein condensation of atomic gases in magnetic traps [1, 2, 3] has created an explosion of interest in interacting Bose gases. The condensates in existing magnetic traps are sufficiently dilute that the mean-field approximation gives a satisfactory description of present experimental measurements. However accurate theoretical predictions require that quantum fluctuations around the mean field also be taken into account. The relative magnitude of these corrections grows as the square root of the number density of the atoms. They will therefore become more important as higher trap densities are achieved and as the precision of experimental measurements improves.

One of the basic observables of a Bose-Einstein condensate trapped in an external potential $V(\mathbf{r})$ is the number-density profile $n(\mathbf{r})$ of the ground state. In the mean-field approximation, $n(\mathbf{r})$ satisfies the Gross-Pitaevskii equation:

$$\frac{\hbar^2}{2m} r^2 + V(r) p_-(r) - \frac{4\hbar^2 a}{m} p_-(r) = 0; \quad (1)$$

where a is the S-wave scattering length of the atoms. The chemical potential μ must be tuned so that $\int d^3r |\psi|^2 = N$, where N is the number of atoms in the trap. The density profile of a trapped Bose-Einstein condensate has been studied extensively using (1). The solutions to this equation have been calculated using numerical methods [4, 5] and variational methods [6, 7, 8, 9]. The solutions have also been studied analytically in the Thomas-Fermi limit, in which the gradient term in (1) is neglected [6]. The corrections due to the breakdown of this approximation near the edge of the condensate have also been studied [10, 11].

There are corrections to the mean-field approximation from quantum fluctuations around the mean field. In a dilute homogeneous Bose gas, the relative magnitude of the contributions of quantum fluctuations to thermodynamic quantities is characterized by the dimensionless quantity $\rho \overline{a^3}$. For condensates in existing magnetic traps, the peak value of $\rho \overline{a^3}$ is small but not negligible. Since there are some observables that are more sensitive than the density to the effects of quantum fluctuations, it is important to be able to calculate the effects of quantum fluctuations quantitatively.

In this paper, we calculate the effects of quantum fluctuations on the density profile for a Bose-Einstein condensate in a trapping potential. The expansion parameter that characterizes the relative magnitude of these effects is $\sqrt{\rho/a^3}$, where ρ is the local number density. We point out that the quantum corrections are dominated by quantum fluctuations with wavelengths on the order of $1/\sqrt{\rho/a}$. The leading effects of these short-distance quantum fluctuations can be calculated using the gradient expansion. By carrying out a self-consistent one-loop calculation through second order in the gradient expansion, we determine the correction terms that must be added to the Gross-Pitaevskii equation (1) to take into account the effects of quantum fluctuations:

$$0 = \frac{\hbar^2}{2m} r^2 + V(r) \psi(r) - \frac{4\hbar^2 a}{m} \psi(r) - \frac{128\hbar^2 a^5}{3m} \psi(r) - \frac{17\hbar^2 a^3}{18m} \psi(r) + (r\psi(r))^2 : \quad (2)$$

Our method involves a combination of the Hartree-Fock approach [12] and the Thomas-Fermi approach [13, 14]. In the Hartree-Fock approximation, which involves the self-consistent treatment of one-loop quantum corrections, the equation for the density is an integral equation. We obtain the local differential equation (2) by applying a gradient expansion to the integral equation, which corresponds to expanding around the Thomas-Fermi limit.

We begin in Section 2 by formulating the problem of Bose-Einstein condensation in a trapping potential as a problem in quantum field theory. In Section 3, we develop a perturbation expansion for calculating the effects of quantum fluctuations around an arbitrary background field. In Section 4, we calculate the one-loop quantum corrections to the density profile and the condensate profile. We show that the ultraviolet divergences that arise in the calculation can be removed by the same renormalizations of the action and the number density that are required in the absence of the potential. We find that the number density can be expanded to second order in the gradient of the mean field, while the gradient expansion for the condensate breaks down at that order. In Section 5, we calculate the self-consistent one-loop quantum corrections to the density profile to second order in the gradient expansion and show that they are given by (2). We repeat the calculation in Section 6 using an alternative parameterization for the quantum field and demonstrate that the final result is independent of the parameterization. We also use this parameterization to show that the gradient expansion for the density breaks down at fourth order. Finally, in Section 7, we examine the implications of our results for Bose-Einstein condensation in present magnetic traps. Details of the calculations of Feynman diagrams are included in several appendices.

2 Quantum field theory formulation

Consider a large number N of identical bosonic atoms trapped in an external potential $V(\mathbf{r})$ at zero temperature. If the momenta of the atoms are sufficiently low, their de Broglie wavelengths are much smaller than the range of the interatomic potential, which is comparable in magnitude to the Bohr radius. In this case, the scattering of two atoms will be dominated by S-wave scattering and can be described by a single number, the S-wave scattering length a . Our problem is to determine the number-density profile $\rho(\mathbf{r})$ of the atoms. We begin by formulating this many-body quantum mechanics problem as a problem in quantum field theory.

A convenient way to describe a system containing any number N of atoms is in terms of a quantum field $\psi(\mathbf{r};t)$ that annihilates an atom. If the atom is a boson, the field satisfies the equal-time commutation relations

$$[\psi(\mathbf{r};t), \psi^\dagger(\mathbf{r}^0;t)] = \delta(\mathbf{r} - \mathbf{r}^0); \quad (3)$$

$$[\psi(\mathbf{r};t), \psi(\mathbf{r}^0;t)] = [\psi^\dagger(\mathbf{r};t), \psi^\dagger(\mathbf{r}^0;t)] = 0. \quad (4)$$

The time evolution of the field is given by the equation

$$i\hbar \frac{\partial \psi}{\partial t} = \left[-\frac{\hbar^2}{2m} \nabla^2 + V(\mathbf{r}) + \frac{g}{2} \psi^\dagger \psi \right] \psi; \quad (5)$$

where the coupling constant g is related to the S-wave scattering length a by

$$g = \frac{8\hbar^2 a}{m} : \quad (6)$$

The parameter g in (5) is a counterterm associated with the renormalization of g . It is necessary to impose an ultraviolet cutoff Λ_{UV} on the wavenumbers of virtual particles in order to avoid ultraviolet divergences due to quantum fluctuations of the field. Renormalization of a quantum field theory is the tuning of its parameters so that physical quantities are independent of the ultraviolet cutoff. All the dependence of first order quantum corrections on Λ_{UV} can be removed by adjusting g in (5) as a function of Λ_{UV} .

The number operator, which counts the number of atoms, is

$$N = \int d^3r \psi^\dagger(\mathbf{r};t) \psi(\mathbf{r};t) : \quad (7)$$

That this is a number operator follows from the commutation relations (3) and (4), which imply that ψ and ψ^\dagger act as raising and lowering operators for N . The equation (5) implies that N is independent of time, so the number of atoms is conserved. The equation (5) can also be expressed in the form

$$i\hbar \frac{\partial}{\partial t} \psi = [H; \psi] : \quad (8)$$

where the hamiltonian operator H is

$$H = \int d^3r \psi^\dagger \left(-\frac{\hbar^2}{2m} \nabla^2 + V(\mathbf{r}) \right) \psi + \frac{g + g_0}{4} \int d^3r \psi^\dagger \psi^\dagger \psi \psi : \quad (9)$$

The hamiltonian H measures the energy of the atoms.

The vacuum $|0\rangle$, defined by $\psi(\mathbf{r};t)|0\rangle = 0$, represents the state containing zero atoms. One can show that a Schrodinger wavefunction for N atoms can be represented as a matrix element of an operator between a state with $N = N$ and the vacuum. The simplest case is a state $|j\rangle$ containing 1 atom, which satisfies $N|j\rangle = |j\rangle$. Since the last term in (5) annihilates the single particle state $|j\rangle$, the matrix element $\langle 0 | H | j \rangle$ satisfies the Schrodinger equation:

$$i\hbar \frac{\partial}{\partial t} \langle 0 | \psi(\mathbf{r};t) | j \rangle + \frac{\hbar^2}{2m} \nabla^2 \langle 0 | \psi(\mathbf{r};t) | j \rangle - V(\mathbf{r}) \langle 0 | \psi(\mathbf{r};t) | j \rangle = 0 : \quad (10)$$

Thus $\langle 0 | \psi(\mathbf{r};t) | j \rangle$ can be interpreted as the Schrodinger wavefunction for an atom in the potential $V(\mathbf{r})$.

The next simplest case is a state $|j\rangle$ containing 2 atoms, which satisfies $N|j\rangle = 2|j\rangle$. It is straightforward to show using (5) that the matrix element $\langle 0 | \psi(\mathbf{r}_1;t) \psi(\mathbf{r}_2;t) | j \rangle$ satisfies the Schrodinger equation for two particles in the external potential $V(\mathbf{r})$ interacting through a two-body potential proportional to $\delta^3(\mathbf{r}_1 - \mathbf{r}_2)$. In the absence of the potential $V(\mathbf{r})$, one can calculate the amplitude for the scattering of two atoms exactly [15]. The scattering amplitude $f(\theta)$ is independent of the scattering angle θ , so it describes S-wave scattering. If the total energy of the two atoms in the center-of-momentum frame is $E = \hbar^2 k^2 / (2m)$, the scattering amplitude is

$$f = \frac{1}{4} \frac{2\hbar^2}{m(g + g_0)} + \int \frac{d^3k}{(2\pi)^3} \frac{1}{k^2} \frac{1}{mE - \hbar^2 k^2} : \quad (11)$$

The integral over the wave-vector k is ultraviolet divergent. A particularly convenient regularization of the integral is to introduce an ultraviolet cutoff Λ_{UV} through the following prescription:

$$\int \frac{d^3k}{(2\pi)^3} \frac{1}{k^2} \frac{1}{mE - \hbar^2 k^2 - i0} = \frac{1}{2\pi^2} \int_0^{\Lambda_{UV}} k^2 dk \frac{1}{k^2} \frac{1}{mE - \hbar^2 k^2 - i0} + \frac{1}{2\pi^2} \int_0^{\Lambda_{UV}} k^2 dk \frac{1}{k^2}; \quad (12)$$

The scattering amplitude then becomes

$$f = \frac{1}{4} \frac{2\hbar^2}{m(g + g)} + \frac{1}{2\pi^2} \Lambda_{UV} + i \frac{p}{4\hbar} \frac{1}{mE - \hbar^2} : \quad (13)$$

The dependence on the ultraviolet cutoff can be completely cancelled by choosing the bare coupling constant $g + g$ to be

$$g + g = \frac{g}{1 - m g \Lambda_{UV} / (2\hbar)^2} : \quad (14)$$

The scattering amplitude (13) then reduces to

$$f = \frac{a}{1 + ia} \frac{p}{mE - \hbar^2} : \quad (15)$$

This confirms the identification of a as the S-wave scattering length. The scattering of atoms is correctly reproduced by the pointlike interaction term in (5) as long as the energy of the atoms is sufficiently low that (13) is a good approximation to the scattering amplitude. Note that the energy dependence in (15) is that required by the optical theorem.

It is sometimes stated that a delta-function potential in 3 dimensions is trivial in the sense that it gives no scattering. A more accurate statement is that there is no scattering if we take the ultraviolet cutoff to infinity with the strength of the potential held fixed. This is evident from (13), which shows that $f \neq 0$ if we take $\Lambda_{UV} \rightarrow \infty$ with $g + g$ fixed. However, if we allow the strength of the potential to vary with Λ_{UV} in accordance with (14), we obtain the nontrivial scattering amplitude (15).

From the expression (13) for the scattering amplitude, one can infer an upper limit on the ultraviolet cutoff that must be satisfied in order for perturbative calculations to be accurate. The expansion for f in powers of g , including the first quantum correction which is proportional to g^2 , is

$$f = \frac{m g}{8\hbar^2} \frac{1}{1 + \frac{m g \Lambda_{UV}}{(2\hbar)^2}} + \frac{m g}{8\hbar^3} \frac{p}{mE - \hbar^2} + \dots : \quad (16)$$

If the ultraviolet cutoff Λ_{UV} is too large, there is a delicate cancellation between the term proportional to Λ_{UV} in (16), which comes from an integral over k , and the counterterm g . Since a perturbative calculation is necessarily approximate, the cancellation can lead to large

errors. Such a large cancellation can be avoided if the term proportional to Λ_{UV} in (16) is much less than 1. This sets an upper bound on the ultraviolet cutoff:

$$\Lambda_{UV} \frac{(2\hbar)^2}{m g} = \frac{1}{2a} ; \quad (17)$$

If this upper bound on Λ_{UV} is not satisfied, then in order to obtain an accurate calculation, it is necessary to use a nonperturbative calculational method that sums up all orders in g .

A state $|j\rangle$ containing 3 atoms satisfies $N|j\rangle = 3|j\rangle$. In the absence of the potential $V(r)$, one can calculate the amplitude for $3 \rightarrow 3$ scattering as an expansion in powers of g . The leading contribution is proportional to g^2 and comes from two successive $2 \rightarrow 2$ scatterings. Higher order terms in g represent quantum corrections. The dependence of the first quantum correction on the ultraviolet cutoff Λ_{UV} is cancelled by the counterterm $-g$ in (5). However, the second quantum correction, which is proportional to g^4 has a logarithmic ultraviolet divergence that is not cancelled [16]. Thus corrections to physical quantities from second order in the quantum fluctuations depend on the ultraviolet cutoff. One can eliminate the dependence on Λ_{UV} from second order quantum corrections by adding to (5) the term $(g_3 + g_3^Y) \psi^\dagger \psi = 18$. The logarithmic ultraviolet divergence is cancelled by choosing the counterterm to be

$$g_3 = \frac{3(4\pi)^{3/2}}{32\pi^3} m^3 g^4 \log \frac{\Lambda_{UV}}{\mu} ; \quad (18)$$

where the value of μ , which was introduced to make the argument of the logarithm dimensionless, depends on the precise definition of g_3 . The parameter g_3 represents a point-like contribution to the $3 \rightarrow 3$ scattering amplitude. Thus the S-wave scattering length a does not contain enough information about the low-energy scattering of atoms to calculate second order quantum fluctuations. It is also necessary to know the $3 \rightarrow 3$ coupling constant g_3 . In this paper, we will avoid this complication by calculating only to first order in the quantum corrections.

A state $|j\rangle$ containing N atoms satisfies $N|j\rangle = N|j\rangle$. In the presence of the potential $V(r)$, the ground state in the $N = N$ sector, which we denote by $|j_N\rangle$, is the state that minimizes $\langle j_N | H | j_N \rangle$ subject to the constraint $N|j_N\rangle = N|j_N\rangle$. The desired number-density profile is

$$\langle n(r) \rangle = \langle j_N | \psi^\dagger(r) \psi(r) | j_N \rangle ; \quad (19)$$

If N is large, we expect $\langle n(r) \rangle$ to be insensitive to changes in N that are small compared to N . This suggests that we can relax the constraint on the particle number and replace the state $|j_N\rangle$ in (19) by the state that minimizes $\langle j | H | j \rangle$ subject to the weaker constraint $\langle j | N | j \rangle = N$. If the root-mean-square fluctuations of N in that state are small compared to N , the expectation value of $\psi^\dagger(r) \psi(r)$ in that state should give a good approximation to (19). But that state is precisely the ground state $|j\rangle$ of the quantum field theory whose hamiltonian is H_N , where the value of the chemical potential μ is such that

$$\langle j | N | j \rangle = N ; \quad (20)$$

Thus, if N is sufficiently large, the density profile can be approximated by the ground-state expectation value of the operator $\psi^\dagger(r) \psi(r)$ in the state $|j\rangle$.

We have now formulated the problem of calculating the density profile as a quantum field theory problem. The field theory is summarized by the action

$$S[\psi] = \int dt \int d^3r \left[\psi^\dagger \left(i\hbar \frac{\partial}{\partial t} + \frac{\hbar^2}{2m} \nabla^2 + (g + g_0) \psi^\dagger \psi \right) \psi - V(r) \frac{g + g_0}{4} \psi^\dagger \psi^2 \right] : \quad (21)$$

The counterterms g and g_0 are needed to cancel ultraviolet divergences associated with quantum fluctuations of the field. The counterterm g_0 would also have been required in (5) if the ψ^2 term had not been normal-ordered. The local number-density operator $\psi^\dagger \psi(r)$ can also have ultraviolet divergences, and a counterterm is therefore needed to cancel these divergences. The number-density profile is the expectation value of this local operator in the ground state of the field theory:

$$\langle n(r) \rangle = \langle \psi^\dagger \psi(r) \rangle : \quad (22)$$

Here and below, we use the angular brackets $\langle \cdot \rangle$ to denote the expectation value in the ground state $|j\rangle$. The chemical potential in (21) must be adjusted so that the integral of the local number density is equal to the number of atoms:

$$\int d^3r \langle n(r) \rangle = N : \quad (23)$$

Thus our problem reduces to calculating the ground-state expectation value (22) for the quantum field theory defined by (21). Another important observable is the condensate $\langle \psi(r) \rangle$, which is the ground-state expectation value of the field. A nonzero value of the condensate indicates the spontaneous breaking of the phase symmetry $U(1)$ of the action (21).

The ultraviolet divergences that are cancelled by the counterterms g , g_0 , and g_1 arise from treating the interaction between atoms as pointlike down to arbitrarily short distances. The divergences could be avoided by replacing the pointlike $(\psi^\dagger \psi)^2$ interaction term in the action (21) by an interaction through a two-body potential $v(r_1 - r_2)$. A physically realistic two-body potential would have a range comparable to the size of an atom and its shape would have to be adjusted so that it gives the correct S-wave scattering length a . It would be rather inefficient to calculate the effects of interactions using a physically realistic two-body potential. The reason is that physical quantities depend on the two-body potential in a very simple way. Almost all of the dependence enters through the S-wave scattering length a . Thus we can obtain the same result for physical quantities by using a pointlike interaction that gives the same scattering length. A pointlike interaction necessarily leads to ultraviolet divergences from short-distance quantum fluctuations, and they must be cancelled by counterterms. Since the counterterms cancel short-distance effects, they correspond to renormalization of the parameters in the action and to renormalization of local operators, such as $\psi^\dagger \psi(r)$. We will find that the three counterterms g , g_0 , and g_1 are sufficient to cancel all the ultraviolet divergences associated with first order quantum fluctuations. The values of the counterterms are independent of the external potential $V(r)$. Thus all ultraviolet divergences are removed by the same renormalizations that are required for the homogeneous Bose gas.

An alternative way to deal with ultraviolet divergences is to replace the interatomic potential $(g + g_0) \psi^\dagger \psi(r) \psi^2(r)$ by a pseudopotential $g \delta^3(r) (\psi^\dagger \psi)^2$ [17]. Ultraviolet divergences

can be avoided by evaluating the partial derivative in the pseudopotential at the appropriate stage of the calculation. We find it simpler to introduce an ultraviolet cutoff and use the renormalization machinery of quantum field theory to remove the dependence on the cutoff.

Most previous work on the density profile has been carried out within the mean-field approximation. In this approximation, quantum fluctuations are neglected. The counterterms $\delta\mu$, δg , and $\delta\lambda$, which cancel ultraviolet divergences associated with those quantum fluctuations, can all be set to zero. The field satisfies the time-dependent Gross-Pitaevskii equation, which is the classical field equation for the action (21):

$$i\hbar \frac{\partial}{\partial t} \psi + \frac{\hbar^2}{2m} \nabla^2 \psi + V(\mathbf{r}) \psi - \frac{g}{2} \psi^2 = 0 : \quad (24)$$

The ground state ψ_0 corresponds to a time-independent solution $\psi_0(\mathbf{r})$ that can be chosen to be real-valued. The mean field therefore satisfies

$$\frac{\hbar^2}{2m} \nabla^2 \psi_0 + V(\mathbf{r}) \psi_0 - \frac{g}{2} \psi_0^2 = 0 : \quad (25)$$

The number density (22) reduces to

$$n(\mathbf{r}) = \psi_0^2(\mathbf{r}) : \quad (26)$$

Thus the density profile in the mean-field approximation satisfies the Gross-Pitaevskii equation (1). The condensate in the mean-field approximation is

$$\langle \psi(\mathbf{r}) \rangle = \psi_0(\mathbf{r}) ; \quad (27)$$

and it therefore satisfies $\nabla^2 \psi_0 = -\mu \psi_0$.

The density profile is modified by quantum corrections. The corrections can be obtained by expanding the quantum field around the mean field $\psi_0(\mathbf{r})$, which satisfies (25):

$$\psi(\mathbf{r}; t) = \psi_0(\mathbf{r}) + \tilde{\psi}(\mathbf{r}; t) : \quad (28)$$

The expression (22) for the number density becomes

$$n(\mathbf{r}) = \psi_0^2(\mathbf{r}) + 2\psi_0(\mathbf{r}) \text{Re} \langle \tilde{\psi}(\mathbf{r}) \rangle + \langle \tilde{\psi}^2(\mathbf{r}) \rangle : \quad (29)$$

The condensate differs from μ because of the effects of quantum fluctuations:

$$\langle \psi(\mathbf{r}) \rangle = \psi_0(\mathbf{r}) + \langle \tilde{\psi}(\mathbf{r}) \rangle : \quad (30)$$

Having formulated our problem in terms of quantum field theory, there are quantum fluctuations on all length scales ranging from L , the length scale associated with variations in $V(\mathbf{r})$, down to the inverse of the ultraviolet cutoff Λ_{UV} . The quantum fluctuations with length scales of order L depend in detail on the shape of the potential $V(\mathbf{r})$. For quantum fluctuations with length scales much smaller than L , the effects of variations in $V(\mathbf{r})$ are negligible. The short-distance quantum fluctuations therefore behave locally like those of a

homogeneous Bose gas with chemical potential μ . We will show that these fluctuations give the dominant corrections to the density profile.

The one-loop quantum corrections to the number density can be obtained by keeping the terms in the action that are quadratic in the fluctuating fields $\delta\psi(\mathbf{r};t)$. If these fields are expanded in terms of normal modes, the corrections (29) to $\rho(\mathbf{r})$ can be expressed as a sum over the normal modes. The contribution of an individual normal mode to the number density scales like $1/L^3$. This is negligible compared to the contribution from the mean field, which scales like N/L^3 . A significant contribution can only arise from summing over a large number of normal modes. Normal modes with very short wavelengths approach a continuum and can be labeled by the wavevector \mathbf{k} . The contribution to the density from such modes scales like $\int d^3k$. The integral is ultraviolet divergent. The ultraviolet divergence is proportional to \int_{UV}^3 and is cancelled by the counterterm in (29). After renormalization, modes with k comparable to k_{UV} do not contribute to $\rho(\mathbf{r})$. Since the density of modes grows rapidly with k , the dominant quantum corrections to $\rho(\mathbf{r})$ come from the largest values of k whose effects are not removed by renormalization. To understand the scale of k that dominates, it is useful to recall some simple facts about the homogeneous Bose gas.

The properties of a homogeneous Bose gas with positive scattering length a and low number density are well understood. The dimensionless quantity ρa^3 serves as an expansion parameter for the low-density expansion. For example, the ground-state energy density, including the first quantum correction, is

$$E = \frac{2\pi\hbar^2 a^2}{m} \rho \left[1 + \frac{128}{15\pi} \sqrt{\rho a^3} \right] ; \quad (31)$$

The coefficient of $\sqrt{\rho a^3}$ in the quantum correction term was first obtained by Lee and Yang [18]. The quasiparticle excitations of the system are Bogoliubov modes, which are plane waves with the dispersion relation

$$\epsilon(k) = \frac{\hbar^2 k^2 \sqrt{k^2 + k_0^2}}{2m} ; \quad (32)$$

This dispersion relation changes from linear in k to quadratic at a scale k_0 given by

$$k_0 = \frac{1}{a} \sqrt{\frac{15}{16} \rho a^3} ; \quad (33)$$

This is the scale of the wavenumber k that dominates the quantum corrections to the energy density. The one-loop quantum correction is the sum over normal modes of the zero-point energies $\hbar\omega/2$, where ω is the angular frequency of the normal mode. The contribution from large k behaves like $\int d^3k \epsilon(k)/2$, where $\epsilon(k)$ is the Bogoliubov dispersion relation given in (32). This integral is ultraviolet divergent, with the leading divergence proportional to $\hbar^2 \int_{UV}^5 = m$. This leading divergence and the subleading divergences can all be removed by renormalization. After renormalization, the integral is dominated by the scale k_0 given in (33), and it therefore scales like $\hbar^2 k_0^5 = m \hbar^2 \sqrt{\rho a^3} = m$. This estimate agrees with the explicit result given in (31).

Generalizing to the case of a nonhomogeneous Bose gas, we can anticipate that the quantum corrections to the density profile $\rho(\mathbf{r})$ will be dominated locally by modes with

wavenumber k on the order of $\frac{1}{16 a(r)}$. The contributions from much shorter wavelengths are removed by renormalization. The contributions from much longer wavelengths are suppressed by phase space. These modes can be approximated by a continuum as long as the corresponding wavelengths are much shorter than the scale L for significant variations in $\phi(r)$:

$$\frac{1}{16 a(r)} \gg \frac{2}{L} : \quad (34)$$

If this lower bound on the density is satisfied, then the methods of continuum quantum field theory can be used to calculate the dominant quantum corrections. The condition (34) is also necessary in order to calculate quantum corrections using a gradient expansion, which is an expansion in $1/L$. There is an upper bound on $\phi(r)$ that must be satisfied in order to allow perturbative calculations in the quantum field theory with the pointlike interaction in (21). This condition is that the scale μ must be much less than the maximum ultraviolet cutoff given in (17):

$$\frac{1}{16 a(r)} \ll \frac{1}{2a} : \quad (35)$$

If this upper bound is not satisfied, then nonperturbative methods must be used to calculate the effects of quantum corrections. The condition (35) is also necessary in order for the effects of quantum fluctuations to be small enough to be treated as perturbative corrections to the mean-field approximation. For example, in the case of a homogeneous Bose gas, the condition that the quantum correction to the energy density, which is given by the second term in (31), is small compared to the mean-field contribution is essentially identical to (35). In our analysis of quantum corrections to the density profile, we will assume that the number density is in the range specified by the inequalities (34) and (35).

3 Perturbative Framework

In this Section, we present a general framework for carrying out perturbative calculations of the effects of quantum fluctuations around an arbitrary time-independent background $v(r)$. In Section 4, we will set v equal to the mean field ϕ_0 and use this framework to calculate one-loop corrections to the condensate and density profiles. In Section 5, we set v equal to the condensate ϕ_1 and determine the self-consistent one-loop corrections to the equation for the density profile.

It is convenient to parameterize the quantum field $\phi(r;t)$ in terms of two real-valued quantum fields and that describe quantum fluctuations around an arbitrary time-independent background $v(r)$:

$$\phi(r;t) = v(r) + \frac{\phi(r;t) + i \chi(r;t)}{\sqrt{2}} : \quad (36)$$

We will refer to this as the Cartesian parameterization of the quantum field. An alternative field parameterization is considered in Section 6. If the phase of ϕ is chosen so that v is real-valued, the condensate profile is

$$\langle \phi(r) \rangle = v(r) + \frac{1}{\sqrt{2}} \langle \chi(r) \rangle : \quad (37)$$

The number density is

$$\rho(r) = v^2(r) + \frac{p}{2v(r)} \hbar(r) + \frac{1}{2} D^2(r) + \frac{1}{2} D^2(r) : \quad (38)$$

Inserting the field parameterization (36) into the action (21) and expanding in powers of the quantum fields and , it becomes

$$S[\phi] = S[v] + \int dt \int d^3r \left(\frac{p}{2T} + \frac{1}{2} - + \frac{1}{4m} r^2 + X + \frac{1}{4m} r^2 + Y + \frac{1}{2} Z^2 + \frac{g+g}{16} v^2 + v^2 \right); \quad (39)$$

where $f = \frac{\partial}{\partial t} f$ and T, X, Y , and Z are external sources that depend on v :

$$T(r) = \left(+ \right) V(r) \frac{g+g}{2} v^2(r) + \frac{1}{2m} r^2 v(r); \quad (40)$$

$$X(r) = v^2 + 2m \left(+ \right) V(r) \frac{3(g+g)}{2} v^2(r); \quad (41)$$

$$Y(r) = 2m \left(+ \right) V(r) \frac{g+g}{2} v^2(r); \quad (42)$$

$$Z(r) = \frac{g+g}{2} v(r); \quad (43)$$

We have set $\hbar = 1$ in the action. Dimensional analysis can be used to reinsert the factors of \hbar at the end of the calculation. The parameter appears both in the source X and explicitly in the v^2 term in the action, and cancels between them. The arbitrariness of this parameter can be exploited to simplify calculations.

To organize the quantum corrections into a loop expansion, we separate the terms in the action that depend on and into a free part and an interaction part:

$$S[\phi] = S[v] + S_{\text{free}}[\phi; v] + S_{\text{int}}[v; \phi]; \quad (44)$$

The free part of the action is

$$S_{\text{free}}[\phi; v] = \int dt \int d^3r \left(\frac{1}{2} - + \frac{1}{4m} (r^2 + v^2) + \frac{1}{4m} r^2 \right); \quad (45)$$

This action describes Bogoliubov modes with the dispersion relation (32), where is now an adjustable parameter. The Fourier transform of the propagator for the fields and is a 2×2 matrix:

$$\begin{pmatrix} D(k;!) & D(k;!) \\ D(k;!) & D(k;!) \end{pmatrix} = \frac{1}{!^2 - v^2(k) + i0^+} \begin{pmatrix} k^2 = (2m) & ! \\ ! & 2m^2(k) = k^2 \end{pmatrix}; \quad (46)$$

where k is the wavevector and $!$ is the frequency. The diagonal elements of the propagator matrix (46) are represented by solid lines for and dashed lines for , as illustrated in

Figures 1 (a) and 1 (b). The off-diagonal elements are represented by a line that is half solid and half dotted, as in Figure 1 (c). All the remaining terms in the action (39) are treated as interactions:

$$S_{\text{int}}[\psi; \bar{\psi}] = \int dt \int d^3r \left(\bar{\psi} \frac{1}{2T} \psi + \frac{1}{4m} \nabla^2 \psi + \frac{1}{4m} \nabla^2 \bar{\psi} + \frac{1}{2} \nabla^2 \psi \nabla^2 \bar{\psi} + \frac{g + g'}{16} \psi^2 \bar{\psi}^2 \right) : \quad (47)$$

They include interactions with the external sources T , X , Y , and Z as well as the 4-point coupling $g + g'$. The sources are represented by dots labeled by the appropriate letter, as illustrated in Figure 2. The 4-point couplings are represented by points that connect four lines.

It is possible to diagonalize the propagator matrix (46) by applying a Bogoliubov transformation to the fields ψ and $\bar{\psi}$. However, such a transformation makes the interaction terms in the action significantly more complicated and increases the number of diagrams that contribute to most quantities. For explicit calculations, it is more economical to minimize the number of diagrams. We therefore prefer to use a propagator matrix with off-diagonal elements.

In the case of a homogeneous Bose gas, the trapping potential V is zero and we can choose the background field v to be a constant, independent of r . If we choose $v^2 = 2(\mu + \frac{1}{2}m) = (g + g')$ and $\mu^2 = 2m(g + g')v^2$, then the sources T , X , and Y in (47) vanish and the interactions reduce to three-point couplings and four-point couplings. Such a perturbative framework has recently been used to reproduce the classic one-loop corrections to the thermodynamic properties of a homogeneous Bose gas [19].

The leading quantum corrections to the ground-state expectation values in (37) and (38) are given by one-loop Feynman diagrams. Examples of one-loop diagrams that contribute to $\langle \psi^2 \rangle$ and $\langle \bar{\psi}^2 \rangle$ are shown in Figures 3 and 4, respectively. The dot on the left side of each diagram represents the operator ψ^2 , which creates two solid lines, or the operator $\bar{\psi}^2$, which creates two dashed lines. The lines form a loop that can include any number of insertions of the sources X and Y . It is convenient to introduce the notation $\langle \psi^2 \rangle_{X,Y}$ for the expectation value of an operator in the presence of the sources X and Y , but with no other self-interactions for the quantum fields. The sum of all one-loop diagrams for $\langle \psi^2 \rangle$ and $\langle \bar{\psi}^2 \rangle$ can then be represented as

$$\langle \psi^2 \rangle_{X,Y}^{1\text{-loop}} = \langle \psi^2 \rangle_{X,Y}^{E} ; \quad (48)$$

$$\langle \bar{\psi}^2 \rangle_{X,Y}^{1\text{-loop}} = \langle \bar{\psi}^2 \rangle_{X,Y}^{E} : \quad (49)$$

The advantage of this notation is that the expectation value $\langle \psi^2 \rangle$ at one-loop order can also be expressed succinctly in terms of $\langle \psi^2 \rangle_{X,Y}$ and $\langle \bar{\psi}^2 \rangle_{X,Y}$. Examples of diagrams that contribute to $\langle \psi^2 \rangle$ are shown in Figures 5, 6, and 7. The operator ψ^2 creates a single solid line. In the diagrams of Figure 5, the field propagates to a source T , where it is annihilated. In the diagrams of Figures 6 and 7, it propagates to a source Z , which creates a pair of solid lines or

dashed lines that form a loop. In all of these diagrams, the propagator and the propagators inside the loop can include any number of insertions of the sources X and Y . The sum of all such diagrams can be expressed as

$$h(r)i_{1\text{ loop}} = \int \frac{d^3r^0}{2} \int dt^0 D_{X,Y}(r;r^0;t^0) \left[T(r^0) + \frac{3}{2} Z(r^0)^D \cdot^2(r^0)^E_{X,Y} + \frac{1}{2} Z(r^0)^D \cdot^2(r^0)^E_{X,Y} \right]; \quad (50)$$

where $D_{X,Y}$ is the diagonal component of the propagator for in the presence of the sources X and Y .

The quantities $h^2i_{X,Y}$ and $h^2i_{X,Y}$ in (48), (49), and (50) are functionals of the sources X and Y . These functionals include terms of arbitrarily high orders in X and Y . They are nonlocal because the loop diagrams involve an integral over the positions of the sources X and Y . After renormalization, these integrals are dominated by wavelengths of order $2 =$, while the sources vary significantly only over much larger distances of order L . It is therefore reasonable to expand the sources $X(r^0)$ and $Y(r^0)$ as Taylor series around the point r . This reduces the expressions for $h^2i_{X,Y}$ and $h^2i_{X,Y}$ to an infinite sum of local quantities involving X, Y , and their derivatives at the point r :

$$D^2(r)^E_{X,Y} = a_0 + a_1 X(r) + a_2 Y(r) + a_3 r^2 X(r) + a_4 X^2(r) + a_5 (r X)^2(r) + \dots; \quad (51)$$

$$D^2(r)^E_{X,Y} = b_0 + b_1 X(r) + b_2 Y(r) + b_3 r^2 X(r) + b_4 X^2(r) + b_5 (r X)^2(r) + \dots; \quad (52)$$

The terms on the right sides of (51) and (52) include all possible rotationally invariant combinations of X and Y and their derivatives. The constraint of rotational invariance arises from the rotational invariance of the free action (45). In (51) and (52), we have shown explicitly only those terms that will ultimately be needed to calculate the quantum corrections to the density profile.

The coefficients a_i and b_i in (51) and (52) can be reduced to integrals over a wave-vector k , as illustrated by the explicit calculation of a diagram presented in Appendix B. Having expanded the sources as Taylor series around r , the only scale in the integrand is λ . By dimensional analysis, a convergent integral must have the form of the appropriate power of λ multiplied by a numerical coefficient. However some of the integrals have infrared or ultraviolet divergences, and thus require infrared or ultraviolet cutoffs. The ultraviolet divergences either cancel in quantities such as $\langle r \rangle$ and $h(r)i$ or they are removed by renormalization. Infrared divergences reflect a failure of the assumption that the sources can be expanded in a Taylor series inside the loop integral. If these divergences do not cancel, it simply indicates a breakdown of the gradient expansion due to the sensitivity of the quantum corrections to nonlocal effects involving the length scale L .

The propagator factor $\int dt^0 D_{X,Y}(r;r^0;t^0)$ in (50) can be expanded in powers of X and its derivatives at the point r . The dependence on the source Y is removed by the integration over t^0 , which corresponds to evaluating the Fourier-transformed propagator at $\omega = 0$. Since

the off-diagonal components of the propagator (46) vanish at zero frequency, the source Y does not contribute. Examples of diagrams that contribute to $dt^0 D_{X,Y}$ are shown in Figure 8. The contribution from the first diagram is given by the upper-left component of the propagator matrix in (46):

$$\int^Z dt^0 D_{XX}(r; r^0; t^0) = \int^Z \frac{d^3 k}{(2\pi)^3} e^{ik \cdot (r - r^0)} \frac{1}{k^2 + m^2} : \quad (53)$$

The other diagrams in Figure 8 involve integrals over the positions r^0 of sources $X(r^0)$. In coordinate space, the propagator factor (53) falls exponentially when $|r - r^0|$ exceeds $1/m$. If we assume that the source X varies significantly only over a much greater length scale L , then we can expand $X(r^0)$ as a Taylor series around the point $r^0 = r$. The function $dt^0 D_{X,Y}(r; r^0; t^0)$ can then be expressed in terms of $X(r)$ and its derivatives at the point r . The terms coming from the diagrams in Figure 8 include

$$\begin{aligned} \int^Z dt^0 D_{X,Y}(r; r^0; t^0) = & \int^Z \frac{d^3 k}{(2\pi)^3} e^{ik \cdot (r - r^0)} \left(\frac{1}{k^2 + m^2} + X(r) \frac{1}{(k^2 + m^2)^2} \right. \\ & + 2ir_i X(r) \frac{k^i}{(k^2 + m^2)^3} + r_i r_j X(r) \frac{k^i k^j}{(k^2 + m^2)^3} + \frac{4}{(k^2 + m^2)^4} \\ & \left. + 2r_i X(r) r_j X(r) \frac{k^i k^j}{(k^2 + m^2)^4} + \frac{6}{(k^2 + m^2)^5} + \dots \right) : \quad (54) \end{aligned}$$

The complete expression involves all possible powers of X and gradients of X .

The result (54) can be used to express $h(r)$ and $\rho(r)$ as an expansion in powers of X and Y and their derivatives at the point (r) . In the expression for $h(r)$ in (50), the propagator factor is integrated against a function $f(r^0)$ that depends on the sources T, Z, X , and Y . The integral can be evaluated by expanding $f(r^0)$ as a Taylor series around the point $r^0 = r$. Using the expression (54) for the propagator factor, we can evaluate the integral over r^0 . The resulting expression for the integral includes the terms

$$\begin{aligned} \int^Z d^3 r^0 \int^Z dt^0 D_{X,Y}(r; r^0; t^0) f(r^0) = & \int^Z \left(\frac{1}{2} + \frac{1}{4} X(r) + \frac{1}{6} r^2 X(r) + \frac{2}{8} (r \cdot X)^2(r) + \dots \right) f(r) \\ & + \frac{2}{6} r \cdot X(r) \cdot r f(r) + \frac{1}{4} r^2 f(r) + \dots : \quad (55) \end{aligned}$$

Applying this formula to the integral in (50) and using the expansions (51) and (52) for $h^2 i$ and $h^2 i$, we obtain an expansion for $h i$ in powers of X, Y , and their derivatives. Inserting the expansions for $h i, h^2 i$, and $h^2 i$ into (37) and (38), we obtain expansions for the condensate and the density in powers of X, Y , and their derivatives.

4 One-loop calculation

In this section, we calculate the one-loop quantum corrections to the density profile $\rho(r)$ and to the condensate profile $h(r)$ to second order in the gradient expansion. The appropriate

choice for the background field v is the mean field ϕ_0 , which satisfies (25):

$$v(r) = \phi_0(r) : \quad (56)$$

The quantum fields ψ and $\bar{\psi}$ in (36) describe quantum fluctuations around the mean field. The condensate profile (37) reduces to

$$\langle \psi(r) \rangle = \phi_0(r) + \frac{1}{2} \langle \bar{\psi} \psi \rangle(r) ; \quad (57)$$

while the number density (38) reduces to

$$\rho(r) = \phi_0^2(r) + \frac{1}{2} \langle \bar{\psi} \psi \rangle(r) \langle \psi \bar{\psi} \rangle(r) + \frac{1}{2} \langle \bar{\psi} \psi \rangle^2(r) + \frac{1}{2} \langle \bar{\psi} \psi \rangle^2(r) : \quad (58)$$

The fact that the mean field ϕ_0 satisfies the classical equation (25) can be used to simplify the expressions (40)-(43) for the sources. We can also drop the counterterms $\delta\mathcal{L}$ and $\delta\mathcal{G}$ in the sources X , Y , and Z . These sources appear only in diagrams that are at least first order in the loop expansion. The counterterms appearing in these sources are therefore needed only to cancel ultraviolet divergences that arise at second order or higher in the loop expansion. Thus the sources can be simplified to

$$T(r) = \phi_0(r) - \frac{g}{2} \phi_0^3(r) ; \quad (59)$$

$$X(r) = \frac{1}{2} \left(\frac{r^2}{2m} \right) \phi_0^2(r) - \frac{r^2}{0} \phi_0(r) ; \quad (60)$$

$$Y(r) = \frac{r^2}{0} \phi_0(r) ; \quad (61)$$

$$Z(r) = \frac{g}{2} \phi_0(r) : \quad (62)$$

The expressions (57) and (58) for the condensate and the density are nonlocal functionals of the mean field ϕ_0 . If $\langle \psi \bar{\psi} \rangle(r)$ and $\rho(r)$ are expanded in powers of the sources X and Y and their derivatives at the point r , the expansions include infinitely many terms. They can be reduced to local functionals of ϕ_0 by consistently truncating the expansions. We will reduce (57) and (58) to local equations at a specific point r_0 by (a) choosing a specific value for the arbitrary parameter ϵ and (b) truncating the equations at second order in the gradient expansion. Note that the source Y in (61) is already second order in the gradient expansion. Thus if we truncate the equations at second order in the gradient expansion, we need only include terms up to first order in Y and we can omit all derivatives of Y . We also need only include terms up to first order in $r^2 X$ and up to second order in $r X$. However, we still must include all possible powers of X .

In order to reduce the expansions for $\langle \psi \bar{\psi} \rangle$ and ρ to a finite number of terms, we will choose ϵ so that $X(r_0)$ is second order in the gradient expansion at a specific point r_0 . If we evaluate $\langle \psi \bar{\psi} \rangle$ and ρ at the point r_0 and then truncate them at second order in gradients of ϕ_0 , the resulting expressions for $\langle \psi \bar{\psi} \rangle(r_0)$ and $\rho(r_0)$ are algebraic functions of ϕ_0 , $r^2 \phi_0$, and $r^2 \phi_0^2$ evaluated at the point r_0 . Since we could have chosen any particular point for r_0 ,

these algebraic relations must hold at any point r . The most convenient choice for k is the wavenumber that appears in the Bogoliubov dispersion relation (32) for a homogeneous gas with number density $n_0(r_0)$:

$$k^2 = 2m g_0^2(r_0) : \quad (63)$$

The source X and its derivatives at the point r_0 then reduce to

$$X(r_0) = \frac{r_0^2}{0} (r_0) ; \quad (64)$$

$$r X(r_0) = 4m g_{h0} r_0 (r_0) ; \quad (65)$$

$$r^2 X(r_0) = 4m g_0 r_0^2 + (r_0)^2 (r_0) : \quad (66)$$

We proceed to calculate the one-loop correction to the condensate $\langle h(r) \rangle$, which is given by (50). Inserting (51) and (52) into (50) and using (55) to evaluate the integral over r^0 , we obtain an expansion for $\langle h \rangle$ in powers of the sources and their derivatives. Inserting the expressions (59), (61), (62), and (64)–(66) for the sources at the point r_0 , we obtain

$$\begin{aligned} \langle h(r_0) \rangle = & \frac{1}{2m g_0} \left(\frac{3a_0 + b_0}{2} \frac{1}{g} + \frac{g_0^2}{g} \frac{1}{2} \right. \\ & + \frac{3a_0 + b_0}{4g} \frac{1}{4} + \frac{9a_1 + 3b_1 + 3a_2 + b_2}{2} \frac{1}{2} + (3a_3 + b_3) \frac{r_0^2}{0} \\ & + \frac{3a_0 + b_0}{4g} \frac{1}{4} + (3a_1 + b_1) \frac{1}{2} \\ & \left. + (3a_3 + b_3 - 12a_4 - 4b_4) + 2(3a_5 + b_5) \frac{(r_0)^2}{2} \right) : \quad (67) \end{aligned}$$

The coefficients a_i and b_i are given in Appendix C. The coefficients a_0 and b_0 are cubically ultraviolet divergent, while a_1 and b_1 are linearly divergent. The divergences are cancelled by taking the counterterms δg and δg to have the values

$$\delta g = \frac{1}{12} g_{UV}^3 ; \quad (68)$$

$$\delta g = \frac{1}{4} (m g_{UV}) g : \quad (69)$$

The counterterm δg in (69) agrees with that obtained by expanding (14) to first order in $m g_{UV}$. Using the results for a_i and b_i in Appendix C and the value of δg given in (63), the condensate at the point r_0 reduces to

$$\begin{aligned} \langle h \rangle = & \frac{1}{0} \left(\frac{5}{48} (2m g)^{3=2} \frac{1}{16} \frac{1}{2} \frac{49}{18} \frac{5}{24} \log \frac{8m g_0^2}{2_{IR}} \frac{r_0^2}{0} \right. \\ & \left. + \frac{29}{9} \frac{1}{16} \log \frac{8m g_0^2}{2_{IR}} \frac{(r_0)^2}{3} \right) ; \quad (70) \end{aligned}$$

where 2_{IR} is an infrared cutoff. The logarithmic infrared divergences arise from the coefficients b_2, b_3 , and b_5 . The divergences indicate that the gradient expansion for the condensate

breaks down at second order. Thus we can obtain a local expression for the condensate only to leading order in the gradient expansion. Keeping only the first correction term in (70), the result is

$$\langle h(r) \rangle = \phi_0(r) \left[1 - \frac{5}{48} \frac{1}{\Lambda^2} (2m g)^{3=2} \phi_0(r) \right] : \quad (71)$$

We derived this equation at the point r_0 defined by our choice (63) for the arbitrary parameter r_0 . However, our final result for $\langle h(r_0) \rangle$ is an algebraic expression in terms of $\phi_0(r_0)$. Since we could have chosen any particular point for r_0 , that algebraic expression must be valid at any point r .

We next calculate the one-loop corrections to the density, which is given by (58). The expression for $\langle h \rangle$ at the point r_0 is given by (67). The corresponding expressions for $\langle h^2 \rangle$ and $\langle h^3 \rangle$ are obtained by inserting the expressions (61) and (64)–(66) for the sources at the point r_0 into (51) and (52). The resulting expression for the density at the point r_0 is

$$\begin{aligned} \langle h(r_0) \rangle = & \frac{1}{\Lambda^2} \left[a_0 + \frac{2}{g} + \frac{g}{\Lambda^2} \right. \\ & + \frac{3a_0 + b_0}{g} \left[\frac{1}{2} + (4a_1 + b_1 + a_2) + 2a_3 \right] \frac{r_0^2}{\Lambda^2} \\ & + \frac{3a_0 + b_0}{g} \left[\frac{1}{2} + (3a_1 + b_1) \right] \frac{(r_0)^2}{\Lambda^2} \\ & \left. + 2(a_3 - 6a_4 - 2b_4) \frac{1}{\Lambda^2} + 4a_5 \frac{(r_0)^2}{\Lambda^2} \right] : \quad (72) \end{aligned}$$

After using the expressions (68) and (69) for the counterterms δa_i and δb_i , the only remaining ultraviolet divergence is a cubic divergence that can be cancelled by choosing the density counterterm to be

$$\delta h = \frac{1}{12} \frac{1}{\Lambda^2} \frac{1}{\Lambda^2} : \quad (73)$$

The infrared divergent coefficients b_2 , b_3 , and b_5 have cancelled in the expression (72) for the number density. Thus the density has a well-defined gradient expansion through second order, in contrast to the condensate. Our final expression for the number density, including one-loop quantum corrections, is

$$\begin{aligned} \langle h(r) \rangle = & \frac{1}{\Lambda^2} \left[\phi_0(r) \left(1 - \frac{1}{6} \frac{1}{\Lambda^2} (2m g)^{3=2} \phi_0(r) \right) \right. \\ & \left. + \frac{1}{16} \frac{1}{\Lambda^2} \frac{1}{\Lambda^2} \frac{41}{9} \frac{r_0^2}{\Lambda^2} \phi_0(r) + \frac{113}{18} \frac{(r_0)^2}{\Lambda^2} \phi_0(r) \right] : \quad (74) \end{aligned}$$

We derived this equation at the specific point r_0 . However, our final expressions for $\langle h(r_0) \rangle$ is an algebraic expression involving ϕ_0 , r_0 , and r_0^2 evaluated at the point r_0 . Since we could have chosen any particular point for r_0 , these algebraic relations must hold at any point r .

Combining (71) and (74), we obtain a local expression for the condensate in terms of the density that is correct to leading order in the gradient expansion:

$$\langle h(r) \rangle = \phi(r) \left[1 - \frac{1}{48} \frac{1}{\Lambda^2} (2m g)^{3=2} \phi(r) \right] : \quad (75)$$

This agrees with a result obtained recently by Timmermans, Tommasini, and Huang [14].

The choice (63) for ϕ_0 is not unique. Any choice that makes $X(\mathbf{r}_0)$ second order in the gradient expansion will be equally acceptable and must give the same final answer. For example, we could have chosen

$$\phi_0^2 = -2m g \phi_0^2(\mathbf{r}_0) + \frac{\mathbf{r}^2}{0} \phi_0(\mathbf{r}_0) : \quad (76)$$

In that case, (64) would be replaced by $X(\mathbf{r}_0) = 0$. Following the effects of this change through the calculation, we find that the coefficient $4a_1$ of $\mathbf{r}^2 \phi_0 = 0$ in (72) is replaced by $3a_1$. However, the term a_2 in (72) depends on ϕ_0 , which is given in (76). When this term is expanded in powers of gradients of ϕ_0 , it generates additional terms proportional to $\mathbf{r}^2 \phi_0 = 0$ that precisely cancel the change in (72). Thus we recover the same final result (74).

Note that the counterterms (68), (69), and (73) do not depend on the potential $V(\mathbf{r})$. Thus the ultraviolet divergences in one-loop diagrams are removed by the same renormalizations that are required for a homogeneous Bose gas.

5 Self-consistent one-loop calculation

In this Section, we present a self-consistent one-loop calculation of the equation for the density profile $\rho(\mathbf{r})$ to second order in the gradient expansion. The calculation involves taking the equations for the density in the Hartree-Fock approximation and expanding them around the Thomas-Fermi limit. The result is the differential equation (2) that generalizes the Gross-Pitaevskii equation by taking into account the leading effects of quantum fluctuations.

The self-consistent one-loop equations can be expressed as classical field equations for the one-loop effective action [20]. We describe briefly the diagrammatic representation of these equations. They correspond to summing all connected diagrams with arbitrarily many one-loop subdiagrams, but no subdiagram with two or more loops. These diagrams have the structure of tree diagrams, with one-loop corrections added to the vertices and arbitrarily many one-loop corrections inserted into the propagators. These diagrams can be calculated using the perturbative framework developed in Section 3. The sum of all such diagrams is independent of the choice of the background field $v(\mathbf{r})$ in (36). However, the sum of all such diagrams can be greatly simplified by choosing the background field v so that the ground-state expectation values of the quantum fields ϕ and ψ vanish. This choice eliminates all one-particle-reducible diagrams which can be disconnected by cutting a single ϕ or ψ line. The only diagrams that remain are one-particle-irreducible diagrams.

With the Cartesian parameterization (36), the choice of the background field that simplifies self-consistent one-loop calculations is the condensate itself:

$$v(\mathbf{r}) = \langle \psi(\mathbf{r}) \rangle : \quad (77)$$

With this choice, the fields ϕ and ψ represent the quantum fluctuations around the ground-state expectation value of ψ . Since v is real-valued, the expectation value of ϕ vanished automatically and the condition (77) can be written

$$\langle \psi(\mathbf{r}) \rangle = 0 : \quad (78)$$

Thus the background field v must be chosen self-consistently so that the quantum fluctuations around that background average to zero. We will refer to the equation (78) as the tadpole equation, because the one-loop quantum corrections to this equation correspond to Feynman diagrams like those in Figure 6 and 7 that look like tadpoles. Using the tadpole equation, the density (38) reduces to

$$\rho(r) = v^2(r) + \frac{1}{2} \int^D d^D x \, \phi^E(r) \phi^E(x) + \frac{1}{2} \int^D d^D x \, \phi^E(x) \phi^E(r) : \quad (79)$$

The ground-state expectation values in (78) and (79) are nonlocal functionals of the background $v(r)$. Our strategy is to use the gradient expansion to reduce these functionals to local functions involving $v(r)$ and its derivatives. The tadpole equation (78) then reduces to an algebraic relation between $v(r)$ and its derivatives, while (79) expresses ρ in terms of v and its derivatives. If we eliminate v from these two equations, we obtain an algebraic relation between ρ and its derivatives. This is the differential equation for $\rho(r)$ that includes self-consistent corrections from one-loop quantum fluctuations.

To calculate the one-loop quantum corrections, we use the decomposition (44) of the action for quantum fluctuations around a general background field v . The free part (45) involves only the quantum fields ϕ and χ , but introduces an arbitrary scale μ . The interaction part (47) involves sources T, X, Y , and Z that are given in (40)-(43). At one-loop order, the tadpole equation states that the expression (50) for h vanishes, which implies

$$0 = T(r) + \frac{3}{2} Z(r) \int^D d^D x \, \phi^E(r) \phi^E(x) + \frac{1}{2} Z(r) \int^D d^D x \, \phi^E(x) \phi^E(r) : \quad (80)$$

Similarly, the expression (79) for the number density reduces at one-loop order to

$$\rho(r) = v^2(r) + \frac{1}{2} \int^D d^D x \, \phi^E(r) \phi^E(x) + \frac{1}{2} \int^D d^D x \, \phi^E(x) \phi^E(r) : \quad (81)$$

The equations (80) and (81) are integral equations whose solutions give the condensate and the density in the Hartree-Fock approximation. The quantities $\int^D d^D x \, \phi^E(r) \phi^E(x)$ and $\int^D d^D x \, \phi^E(x) \phi^E(r)$ in (80) and (81) can be expanded in powers of X and Y and their derivatives using (51) and (52). Since these expansions include infinitely many terms, the equations (80) and (81) can be reduced to local equations only by consistently truncating the expansions. We will reduce them to local equations at a specific point r_0 by (a) using the classical equations for ϕ and v to simplify the expressions for the sources, (b) choosing a specific value for the arbitrary parameter μ , and (c) truncating the equations at second order in the gradient expansion.

We begin by simplifying the sources X, Y , and Z in (41), (42), and (43) by using the classical equations $T(r) = 0$ and $\rho(r) = v^2(r)$. Since X, Y , and Z appear only in one-loop diagrams, any quantum corrections to the sources contribute only at second order in the quantum loop expansion. Using $T = 0$, we can eliminate the potential V from X and Y . Using $v = \mu^{-1}$, we can express X, Y , and Z in terms of ϕ only. We can also simplify T by setting $v = \mu^{-1}$ in the terms proportional to the counterterms $\delta\mathcal{L}$ and $\delta\mathcal{G}$. Finally, we can drop the terms in X and Z that involve the counterterm $\delta\mathcal{G}$, since it is needed only to cancel ultraviolet divergences that arise at two loops or higher in the quantum loop expansion.

Thus, the expressions for the sources can be reduced to

$$T(r) = V(r) - \frac{g}{2} v^2(r) - v(r) + \frac{1}{2m} r^2 v(r) + \frac{g}{2} \langle r \rangle^{\#} p^-(r); \quad (82)$$

$$X(r) = -\frac{r^2 p^-}{2m g \langle r \rangle} (r); \quad (83)$$

$$Y(r) = -\frac{r^2 p^-}{g \langle r \rangle} (r); \quad (84)$$

$$Z(r) = \frac{g p^-}{2} (r); \quad (85)$$

Note that the source Y in (84) is already second order in the gradient expansion. Thus if we truncate the equations at second order in the gradient expansion, we need only include terms up to first order in Y and we can omit all derivatives of Y . We also need only include terms up to first order in $r^2 X$ and up to second order in $r X$. However, we still must include all possible powers of X .

In order to reduce the expansions for (80) and (81) to a finite number of terms, we choose so that $X(r_0)$ is second order in the gradient expansion at a specific point r_0 . A convenient choice for $\langle r \rangle$ is the wavenumber that appears in the Bogoliubov dispersion relation (32) for a homogeneous Bose gas with number density $\rho(r_0)$:

$$\langle r \rangle^2 = 2m g \langle r \rangle_0; \quad (86)$$

With this choice for $\langle r \rangle$, the source X and its derivatives at the point r_0 reduce to

$$X(r_0) = -\frac{r^2 p^-}{g \langle r \rangle} (r_0); \quad (87)$$

$$r X(r_0) = -4m g \langle r \rangle^{\frac{p^-}{2}} - r^{\frac{p^-}{2}} (r_0); \quad (88)$$

$$r^2 X(r_0) = -4m g \langle r \rangle^{\frac{p^-}{2}} - r^{\frac{p^-}{2}} + (r^{\frac{p^-}{2}})^2 (r_0); \quad (89)$$

We proceed to determine the differential equation satisfied by v in the self-consistent one-loop approximation. This equation can be obtained by solving (81) for the condensate v in terms of the density and its derivatives, and then eliminating v from the tadpole equation (80). If the tadpole equation is evaluated at the point r_0 and then truncated at second order in the gradient expansion, it reduces to

$$0 = T(r_0) + Z(r_0) \left[\frac{3a_0 + b_0}{2} + \frac{3a_1 + b_1}{2} X(r_0) + \frac{3a_2 + b_2}{2} Y(r_0) + \frac{3a_3 + b_3}{2} r^2 X(r_0) + \frac{3a_5 + b_5}{2} (r X)^2(r_0) \right]; \quad (90)$$

The expression (82) for the source T involves v and $r^2 v$. Solving (81) for $v(r)$ to first order in the quantum corrections, we obtain

$$v(r) = \langle r \rangle^{\frac{p^-}{2}} (r) \left[\frac{1}{2 \langle r \rangle^{\frac{p^-}{2}} (r)} \left(\frac{a_0 + b_0}{2} + \frac{a_1 + b_1}{2} X(r) + \frac{a_2 + b_2}{2} Y(r) + \frac{a_3 + b_3}{2} r^2 X(r) + \frac{a_4 + b_4}{2} X^2(r) + \frac{a_5 + b_5}{2} (r X)^2(r) + \dots \right) \right]; \quad (91)$$

We then substitute this expression for v into the source $T(r)$ in (82) and expand to first order in quantum fluctuations. After calculating the derivative $r^2 v$ appearing in T , we can set $r = r_0$ and then truncate at second order in the gradient expansion. Using the expressions (84) and (87)–(89) for the sources and their derivatives, the expression for $T(r_0)$ reduces to

$$\begin{aligned}
T = & \quad V \frac{g}{2} \mu^2 + \frac{1}{2m} r^2 \mu^2 + \frac{a_0 + b_0}{4} \mu^2 + \frac{1}{g} \mu^2 - \frac{g}{2} \mu^2 \\
& + \frac{a_0 + b_0}{4} \mu^2 + \frac{a_1 + b_1}{8} \mu^2 + \frac{a_2 + b_2}{4} \mu^2 + \frac{a_3 + b_3}{4} \mu^2 + \frac{1}{m} r^2 \mu^2 \\
& + \frac{a_0 + b_0}{4} \mu^2 + \frac{a_1 + b_1}{4} \mu^2 + \frac{a_3 + b_3 + 4a_4 + 4b_4}{4} \mu^2 + \frac{a_5 + b_5}{2} \mu^2 + \frac{(r^2 \mu^2)^2}{m} \\
& + (v \mu^2) \quad V \frac{g}{2} + \frac{1}{2m} r^2 \mu^2 ; \quad (92)
\end{aligned}$$

where we have used the expression (86) for μ . The last term in (92) can be dropped, because it is proportional to the classical equation (1). Its effects are therefore of second order in the quantum loop expansion. This eliminates all occurrences of the potential V in the quantum corrections. Inserting the resulting expression for $T(r_0)$ into (90), the tadpole equation reduces to

$$\begin{aligned}
0 = & \quad V \frac{g}{2} \mu^2 + \frac{1}{2m} r^2 \mu^2 - \frac{a_0 + b_0}{2} \mu^2 - \frac{1}{g} \mu^2 - \frac{g}{2} \mu^2 \\
& + \frac{a_0 + b_0}{4} \mu^2 + \frac{2a_1 + b_1 + a_2}{4} \mu^2 + \frac{a_3}{2} \mu^2 + \frac{1}{m} r^2 \mu^2 \\
& + \frac{a_0 + b_0}{4} \mu^2 + \frac{a_1 + b_1}{4} \mu^2 + \frac{a_3 + 2a_4 + 2b_4}{2} \mu^2 + a_5 \mu^2 + \frac{(r^2 \mu^2)^2}{m} : \quad (93)
\end{aligned}$$

Using the results for the coefficients a_i and b_i given in Appendix C and using (86) to set $\mu^2 = 2m g(r_0)$, the equation for μ reduces to

$$\begin{aligned}
0 = & \quad (V(r) \mu^2 - (r) \frac{g}{2} \mu^2 + \frac{1}{2m} r^2 \mu^2 - (r) \\
& \frac{1}{48 g^2} (2m g)^{3/2} - 4g^2(r) + \frac{17}{24m} \mu^2 - r^2 \mu^2 - (r) + (r^2 \mu^2)^2(r) : \quad (94)
\end{aligned}$$

We derived this equation at the point r_0 defined by our choice (86) for the arbitrary parameter μ . However, our final result is an algebraic equation relating μ^2 and its derivatives at the point r_0 . Since we could have chosen any specific point for r_0 , this algebraic relation must hold at any point r . Using (6) to eliminate g in favor of a and using dimensional analysis to insert the appropriate factors of \hbar into our equation (94), we obtain the differential equation (2) for the density profile.

The μ^2 term in (94) can be obtained from previous work on the homogeneous Bose gas. Differentiating the result (31) for the energy density with respect to μ^2 , we obtain

$$\frac{\partial E}{\partial \mu^2} = g \mu^2 - 1 + \frac{1}{6 g^2} (2m g)^{3/2} \mu^2 : \quad (95)$$

Multiplying by $\frac{1}{2}$, we reproduce the ϕ^2 and ϕ^4 terms in (94). The ϕ^2 and $(\nabla\phi)^2$ terms in (94) are new results.

As a check of the equation (94), we can verify that our one-loop expression for ϕ given in (74) satisfies (94) after expanding to first order in the quantum fluctuations. There is an important qualitative difference between the approximate solution (74) and the solution to the self-consistent equation (94). The solution to (94) has the correct qualitative behavior even outside the condensate. In this region, the density is very small and only the terms in (94) that are linear in ϕ are important. The equation therefore reduces to

$$0 = \left(-\nabla^2 + V(\phi) \right) \phi + \frac{1}{2m} \nabla^2 \phi : \quad (96)$$

The quantum correction terms in (94) were calculated using a gradient expansion that is valid only inside the condensate. However, since these terms are all higher order in ϕ , their effects are negligible outside the condensate and it does no harm to include them. In contrast, the approximate solution (74) has the wrong qualitative behavior when ϕ_0 is small, because it is dominated by the ϕ^2 and $(\nabla\phi)^2$ terms. Thus that solution can only be used inside the condensate.

6 Polar field parameterization

The one-loop calculations in Sections 4 and 5 were carried out using the Cartesian parameterization of the quantum field given in (36). There is nothing special about this parameterization aside from its simplicity. Other field parameterizations should give the same final result for physical quantities. An example of an alternative field parameterization is the polar parameterization:

$$\phi(r;t) = \sqrt{\frac{1}{2}} \left(v^2(r) + \phi^2(r;t) \right)^{1/2} \exp(i\theta(r;t)) : \quad (97)$$

The advantage of this parameterization is that it eliminates infrared divergences from individual Feynman diagrams that contribute to the number density. In this Section, we verify that the polar parameterization gives the same equation for the density profile. We also use this parameterization to show that the gradient expansion of the density breaks down at fourth order.

With the polar parameterization (97), the choice for the background field v that simplifies self-consistent one-loop quantum corrections is the one specified by the tadpole equation

$$\langle \phi(r) \rangle = 0 : \quad (98)$$

The expression (22) for the number density reduces to

$$\rho(r) = \frac{1}{2} v^2(r) : \quad (99)$$

Thus the choice of the background $v(r)$ implied by the tadpole condition (98) is

$$v(r) = \sqrt{\frac{1}{2}} \left(\frac{1}{2} + \frac{1}{2} \frac{1}{v^2(r)} + \dots \right) : \quad (100)$$

Since this expression involves the ultraviolet divergent constant Λ , v has no simple physical interpretation. It is best regarded as a theoretical construct that should appear only in intermediate stages of a calculation. The simplicity of the expression (99) for $\langle \psi^\dagger \psi \rangle$ comes at the expense of the expression for the condensate. Expanding (97) as a power series in ψ and ψ^\dagger and taking the ground-state expectation value, we obtain

$$\langle \psi^\dagger \psi \rangle = v(r) \left[1 - \frac{1}{8v^3(r)} \langle \psi^\dagger \psi \rangle^2 + \frac{v(r)}{2} \langle \psi^\dagger \psi \rangle^3 + \dots \right] \quad (101)$$

The expansion (101) includes infinitely many terms and we have written explicitly only those terms that contribute at one-loop order. The expectation values of operators involving four or more powers of ψ or ψ^\dagger contribute at two-loop order or higher.

We begin our calculation by inserting the parameterization (97) into the action (21) and expanding in powers of the quantum fields ψ and ψ^\dagger :

$$\begin{aligned} S[\psi] = S[v] + \int dt \int d^3r & \left(\frac{1}{v} T + \frac{1}{2} \left(-\frac{v^2}{2m} (\psi^\dagger \psi)^2 \right. \right. \\ & \left. \left. + \frac{1}{8m v^2} (\psi^\dagger \psi)^2 + \frac{g}{4} + \frac{r^2 v}{4m v^3} + \frac{(r v)^2}{4m v^4} \right) \right. \\ & \left. + \frac{1}{2m} (\psi^\dagger \psi)^2 + \frac{1}{8m v^4} (\psi^\dagger \psi)^2 + \frac{r^2 v}{6m v^5} + \frac{(r v)^2}{3m v^6} \right) + \dots \quad (102) \end{aligned}$$

where T is the external source given in (40). The parameterization (97) leads to an infinite series of momentum-dependent interactions. We have dropped terms that are fourth and higher order in the quantum fields, since they do not contribute to the one-loop quantum corrections to the density profile. It is convenient to introduce an arbitrary parameter \bar{g} into the action by rescaling the quantum fields as follows:

$$\psi(r;t) = \sqrt{\frac{m \bar{g}}{g}} \psi(r;t); \quad (103)$$

$$\psi^\dagger(r;t) = \sqrt{\frac{g}{m \bar{g}}} \psi^\dagger(r;t); \quad (104)$$

After these rescalings, we separate the action into a free part and an interaction part as in (44). The free part is identical to (45) and the interaction part is

$$\begin{aligned} S_{\text{int}}[v; \bar{g}] = \int dt \int d^3r & \left(\frac{1}{2} \frac{m \bar{g}}{g v^2} T + \frac{1}{4m} X^2 + \frac{1}{4m} U (\psi^\dagger \psi)^2 + \frac{1}{4m} S (\psi^\dagger \psi)^2 \right. \\ & \left. + \frac{1}{2} Z^3 + \frac{1}{2} W (\psi^\dagger \psi)^2 + \frac{1}{8m v} \frac{m \bar{g}}{g v^2} (\psi^\dagger \psi)^2 + \dots \right); \quad (105) \end{aligned}$$

where X , Z , U , S , and W are external sources that depend on the background v :

$$X(r) = \frac{2}{2m g v^2(r)} \frac{r^2 v}{v} + \frac{(r v)^2}{v^2} (r) - \frac{g}{g}^2; \quad (106)$$

$$Z(r) = \frac{2}{3m v(r)} \frac{2}{2m g v^2(r)} \frac{r^2 v}{v} \frac{(r v)^2}{v^2} (r); \quad (107)$$

$$U(r) = 1 \frac{2}{2m g v^2(r)}; \quad (108)$$

$$S(r) = 1 \frac{2m g v^2(r)}{2}; \quad (109)$$

$$W(r) = \frac{1}{2m v(r)} \frac{2}{2m g v^2(r)}; \quad (110)$$

The arbitrary parameter μ , which was introduced through the rescaling of the fields, appears in both the free part of the action and the interactions. We will exploit the arbitrariness of this parameter to simplify the calculation of quantum corrections.

The tadpole equation (98) can be written $\langle h(r) \rangle = 0$. To first order in the quantum corrections, this equation implies that $\langle \frac{1}{2m g v^2} T \rangle$ plus the sum of all one-loop tadpole diagrams vanishes. The one-loop diagrams include all possible insertions of the sources X , U , and S . The one-loop tadpole equation can be written succinctly in the form

$$0 = \langle \frac{1}{2m g v^2} T \rangle + \frac{3}{2} Z^{D \quad E} \frac{1}{2} r^2 W^{D \quad E} + \frac{1}{2} W^{D \quad E} (r)^2 + \frac{1}{4m v} \frac{1}{2m g v^2} (r)^2 : \quad (111)$$

where $\langle \cdot \rangle_{X, U, S}$ denotes the ground-state expectation value in the presence of the sources X , U , and S , but with no other interactions. The expectation values in (111) are nonlocal functionals of these sources. After Taylor-expanding the sources around the point r , these functionals can be expanded in powers of X , U , and S and their derivatives at the point r :

$$Z^{D \quad E} = c_0 + c_1 U + c_2 S + c_3 U^2 + c_4 U S + c_5 S^2 + \dots; \quad (112)$$

$$\begin{aligned} W^{D \quad E} (r)^2 &= d_0 + d_1 X + d_2 r^2 U + d_3 r^2 S \\ &\quad + d_4 (r U)^2 + d_5 r U \cdot r S + d_6 (r S)^2 + \dots; \end{aligned} \quad (113)$$

$$\begin{aligned} W^{D \quad E} (r)^2 &= e_0 + e_1 X + e_2 r^2 U + e_3 r^2 S \\ &\quad + e_4 (r U)^2 + e_5 r U \cdot r S + e_6 (r S)^2 + \dots; \end{aligned} \quad (114)$$

The terms on the right sides of (112)-(114) include all combinations of X , U , S , and their derivatives that are allowed by rotational symmetry. We have written explicitly only those terms that are required to calculate the equation for the density through second order in the gradient expansion.

The right side of the equation (111) is a nonlocal functional of v . When it is expanded in powers of X , U , S , and their derivatives, there are infinitely many terms. The equation can be reduced to a local one only by consistently truncating the expansions. We will reduce (111) to a local equation at a specific point r_0 by (a) choosing a specific value for the arbitrary parameter μ , and (b) truncating the equations at second order in the gradient expansion. Since the sources X and Z in (106) and (107) are already second order in the

gradient expansion, we need only keep terms of first order in X and Z and we can omit any derivatives of X . Moreover, we need only include terms that are first order in $r^2 U$ and $r^2 S$ and terms up to second order in $r U$ and $r S$. However the equation (111) still includes all possible powers of U and S . We can reduce this equation to a finite number of terms at a specific point r_0 by choosing ϕ so that the sources U and S vanish at the point r_0 . The required value is

$$\phi^2 = 2m g v^2(r_0) : \quad (115)$$

With this choice of ϕ , the sources on the right sides of (112)-(114) reduce to

$$X(r_0) = \frac{1}{2} \frac{r^2 v}{v} - \frac{(r v)^2}{v^2} \quad (116)$$

$$U(r_0) = 0; \quad (117)$$

$$r U(r_0) = 2 \frac{r v}{v} \quad (118)$$

$$r^2 U(r_0) = \frac{1}{2} \frac{r^2 v}{v} - 3 \frac{(r v)^2}{v^2} \quad (119)$$

$$S(r_0) = 0; \quad (120)$$

$$r S(r_0) = 2 \frac{r v}{v} \quad (121)$$

$$r^2 S(r_0) = \frac{1}{2} \frac{r^2 v}{v} + \frac{(r v)^2}{v^2} \quad (122)$$

In the expression (116) for $X(r_0)$, we have dropped the term involving the counterterm ϕ , since it is needed only to cancel ultraviolet divergences that arise at two loops or higher. With the choice (115) for ϕ , the tadpole equation (111) simplifies at the point r_0 to

$$0 = T + \frac{1}{m} \frac{r^2 v}{v^2} - 2 \frac{(r v)^2}{v^3} + \frac{1}{4m v} r^2 + \frac{r v}{m v^2} r + \frac{1}{4m v} (r v)^2 : \quad (123)$$

After inserting the expansions (112)-(114) into the tadpole equation (123) and evaluating it at r_0 , we can truncate it at second order in the gradient expansion. Using the expressions (116)-(122) for the sources, we obtain an algebraic equation relating v , $r v$, and $r^2 v$ at the point r_0 . To express this equation in terms of ϕ and its derivatives, we eliminate v using (100). Since the term $\phi^2 = (Z^0)^2$ in (100) is first order in quantum fluctuations, it is needed only in the term T in (123). The source T then becomes

$$T = -\frac{v}{2} \frac{g}{2} p^2 + \frac{1}{2m} r^2 p^2 - \frac{1}{2} \frac{g}{g} p^2 - \frac{g}{2} p^2 - \frac{1}{2} \frac{r^2 p^2}{m} - \frac{(r v)^2}{m} + \frac{1}{2} \frac{v}{2} \frac{g}{2} p^2 + \frac{1}{2m} r^2 p^2 : \quad (124)$$

The last term in (124) can be dropped, because it is proportional to the classical equation (1). Its effects are therefore second order in the quantum loop expansion. After inserting

(124) into (123), the tadpole equation reduces to

$$\begin{aligned}
0 = & \quad V \frac{g}{2} p - + \frac{1}{2m} r^2 p - \\
& + \frac{d_0}{4} \frac{e}{m} \frac{1}{p -} + \frac{g}{2} \frac{p -}{g} - \frac{g}{2} p - \\
& + c_0 \frac{c_1}{2} \frac{e}{2} \frac{d_1}{2} \frac{d_2 + d_3}{2} + \frac{e_1}{2} \frac{e + e_3}{2} \frac{1}{2} \frac{r^2 p -}{m} \\
& 2c_0 \frac{7c_1}{2} \frac{3e}{2} + 2(c_3 \frac{d_1}{2} \frac{3d_2}{2} \frac{d_3}{2} (d_4 \frac{d_5}{2} + d_6) \\
& + \frac{e_1}{2} \frac{3e}{2} \frac{e}{2} + (e_4 \frac{e + e_6}{2} \frac{1}{2} \frac{(r^2 p -)^2}{m} : \quad (125)
\end{aligned}$$

The coefficients c_i , d_i , and e_i are given in Appendix C. The coefficients are all infrared finite but ultraviolet divergent. The ultraviolet divergences from individual diagrams are more severe than those encountered with the Cartesian field parameterization used in Sections 4 and 5. The integrals d_0 and e_0 diverge as the fifth power of the ultraviolet cutoff, but they cancel in the combination $d_0 - e_0$. The remaining ultraviolet divergences are cancelled by the counterterms δg , δm , and $\delta \mu$, whose values are given in (68), (69), and (73).

Using the expression for the coefficients given in the Appendix, the equation (125) reduces to

$$\begin{aligned}
0 = & \quad (V) \frac{p -}{2} - \frac{g}{2} p - + \frac{1}{2m} r^2 p - \\
& \frac{1}{48} \frac{1}{2} \frac{2}{m} \frac{5}{p -} + \frac{17}{12m} \frac{3}{r^2 p -} + \frac{17}{24m} \frac{3}{p -} (r^2 p -)^2 : \quad (126)
\end{aligned}$$

After using (115) to set $\mu = 2m g(r_0)$, we reproduce the self-consistent one-loop equation (94) for the density profile.

There has been a previous attempt to calculate the quantum corrections to the Gross-Pitaevskii equation [21]. The authors used the polar field parameterization (97), with the background field $v(r)$ equal to the mean field $\phi_0(r)$. They dropped all terms in the action that were third order and higher in ϕ and ψ , and they also dropped second order terms that involved gradients of ϕ_0 or ψ_0 . The only terms remaining in the action that contribute to the density profile are

$$S[\psi] = S[\phi_0] + \int dt \int d^3r \left(\frac{1}{2} (\dot{\psi})^2 - \frac{1}{2} (\nabla \psi)^2 - \frac{g}{4} \phi_0^2(r) \psi^2 \right) : \quad (127)$$

With such a drastic truncation of the action, the quantum corrections that they ultimately calculate are of no relevance to the problem of atoms in a trapping potential. This is evident from the fact that the Bogoliubov dispersion relation (32) never enters into the quantum corrections that they calculate. Thus, their approach is incapable of reproducing the known results for a homogeneous Bose gas.

A comparison of the calculation above with that presented in Section 5 demonstrates that the Cartesian field parameterization is more efficient than the polar field parameterization for

explicit calculations. With the polar field parameterization, one avoids infrared divergent integrals at intermediate stages of the calculation, but this advantage is compensated by the fact that the integrals are more severely ultraviolet divergent. The simplicity of the relation (99) between μ and v is compensated by a tadpole equation (111) that is more complicated than the corresponding equation (80) in the Cartesian field parameterization.

The advantage of the polar field parameterization is that it avoids cancellations of infrared divergences between different diagrams. This makes it easier to identify the sources of infrared divergences that are responsible for the breakdown of the gradient expansion. We will use this parameterization to show that the gradient expansion of the density breaks down at fourth order. The component of the propagator matrix (46) that is most infrared sensitive is D_{xx} . For small loop momentum k , the frequency ω in the loop scales like $\omega = (2m)^{-1}k$ and D_{xx} scales like $2m/k^2$. The most infrared singular diagrams are those for which all the lines are D_{xx} lines. The term in the tadpole equation (111) that is most infrared sensitive is $h(r)^2 i_{x,\mu S}$, because the operator $(r)^2$ creates two D_{xx} lines. In the expansion (114) for that matrix element, the most infrared singular terms are those that involve only the source S , which couples to a pair of D_{xx} lines. The infrared behavior of the coefficient of a term in (114) that involves m factors of r and n factors of S can be determined by simple power counting. The integrand has a factor of $1/k^2$ for each of the $n+1$ propagators. There is a factor of k^2 for the operator $(r)^2$ and a factor of k^2 for each insertion of S . Finally, dimensional analysis requires that each factor of r be compensated by a factor of $1/k$ in the integrand. Thus the integral must scale like

$$d! \int d^3k k^2 \frac{1}{k^2} (k^2)^n \frac{1}{k} \int dk k^{3m} : \quad (128)$$

An infrared divergence can appear only if $m \geq 4$. Thus infrared divergences first appear in the tadpole equation when it is expanded to fourth order in the gradient expansion.

Our explicit one-loop calculation of h in (70) showed that the gradient expansion for the condensate breaks down at second order. The analysis presented above shows that the gradient expansion for the density does not break down until fourth order. The breakdown of the gradient expansion implies that the quantum corrections depend on nonlocal effects involving the length scale L for significant variations in μ . While we have identified the orders at which the gradient expansions break down, we have not identified any deep reason for the gradient expansion of the density to be better behaved than that of the condensate.

7 Implications for Present Traps

In this Section, we estimate the magnitude of the effects of quantum fluctuations for Bose-Einstein condensates in existing magnetic traps. For numerical estimates, we will use parameters characteristic of the sodium experiment [3], which has achieved the highest density condensates to date. In this experiment, $N = 5 \times 10^5$ sodium atoms were condensed in a trapping potential with a length scale $\lambda = 2 \mu\text{m}$. The S-wave scattering length for sodium atoms is $a = 0.005 \mu\text{m}$. The number density that was attained at the center of the condensate was $n = 400/\mu\text{m}^3$.

Baym and Pethick have presented a simple qualitative analysis of the solution to the Gross-Pitaevskii equation that allows one to determine how various quantities scale with the

number N of atoms [6]. The qualitative behavior of the solution to the Gross-Pitaevskii equation depends crucially on a dimensionless parameter given by

$$= \frac{8 N a^{1/5}}{\lambda}; \quad (129)$$

where λ is the length scale associated with significant variations in the potential $V(r)$. For a harmonic oscillator potential, $\lambda = \hbar / m \omega$, where ω is the angular frequency of the harmonic oscillator. If λ is less than or of order 1 , the size of the condensate is comparable to λ and the number density inside the trap scales like $N = \lambda^3$. If λ is much greater than 1 , the size L of the condensate scales like $L = \lambda$ and the density inside the trap scales like $N = (\lambda^3)$. The condensates in existing magnetic traps are characterized by values of λ that are significantly greater than 1 . (For the sodium experiment, $\lambda = 13$.) We will determine how the correction terms in our equation for the density profile scale with N in the case $\lambda \gg 1$. The expansion parameter λ^{-3} for the low-density expansion scales like $a = \lambda^{-3}$. Although λ is large for existing traps, $a = \lambda^{-3}$ is tiny and the product $a = \lambda^{-3}$ is small. (For the sodium experiment, $a = \lambda^{-3} = 0.03$.) The modes that dominate the quantum corrections have wavelengths on the order of $\lambda^{-1/5}$, which scales like $\lambda^{-1/5}$. Since this is small compared to the length scale λ for significant variations in $V(r)$, it is reasonable to expand the quantum corrections using the gradient expansion. The gradient expansion corresponds to an expansion in powers of the dimensionless quantity $\lambda^{-1/5}$, which scales like $\lambda^{-1/5}$. Thus, inside the condensate, quantum corrections are suppressed by $a = \lambda^{-3}$ and corrections from second order in the gradient expansion are suppressed by λ^{-4} .

Outside the condensate, the density rapidly approaches 0 . The only terms in the equation (2) that are important in this region are the terms that are linear in $\lambda^{-1/5}$. The scale of the gradient is now set by the length scale λ for significant variations in $V(r)$. In this region, the basic assumption underlying our calculation, that the quantum corrections are dominated by wavelengths of order $\lambda^{-1/5}$, breaks down completely. However, all the quantum corrections terms are higher order in $\lambda^{-1/5}$ and therefore have a negligible effect on the solution outside the condensate. Thus it does no harm to include the quantum correction terms in (2) in the exterior region.

The crossover region between the interior and exterior of the condensate can be characterized by the fact that the $\lambda^{-2/5}$ term and the $\lambda^{-1/5}$ terms become comparable in importance. The gradient expansion breaks down in this region. At the beginning of the crossover region, λ still scales like $\lambda^{-1/5}$, but the density has decreased to the point that λ scales like $a = (\lambda^3)$. Therefore the quantum loop expansion parameter λ^{-3} scales like $a = (\lambda^3)$. As long as this quantity is sufficiently small, the quantum correction terms in (2) are negligible. (In the sodium experiment, we have $a = (\lambda^3) = 0.002$.) Thus it does no harm to include the quantum correction terms in (2) in the cross-over region. We conclude that the differential equation (2) can be used to calculate the density profile everywhere.

We now give a quantitative estimate of the error from truncating the quantum loop expansion at one-loop order. A simple estimate of the relative magnitude of the quantum corrections is the ratio of the $\lambda^{-2/5}$ correction term in (2) to the $\lambda^{-1/5}$ term, which is $(32/3) \lambda^{-3} = \lambda^{-3}$. For the sodium experiment, this ratio is approximately 0.04 at the center of the condensate. This is small enough that quantum corrections can be treated as small perturbation to the mean-field approximation. Since λ^{-3} scales like $N^{-1/5}$, the number of atoms in the trap

could be increased by many orders of magnitude and the condensate would still be within the perturbative region.

A naive estimate of the relative magnitude of two-loop quantum corrections is the square of the magnitude of the one-loop quantum corrections. Their effects should therefore be negligible. One complication is that the two-loop correction depends not only on the S-wave scattering length a , but also on a second parameter that represents a pointlike contribution to the $3 \rightarrow 3$ scattering amplitude [16]. If this parameter is anomalously large, the two-loop quantum corrections could be significantly larger than the naive estimate.

We next quantify the errors from truncating the equation for the density at second order in the gradient expansion. A simple estimate of the relative magnitude of contributions from second order in the gradient expansion is the ratio of the r^{2p-} term to the r^p- term in the Gross-Pitaevskii equation (1). Assuming that r^{2p-} scales like $r^p = (k_F^3)^p$, the ratio is $1 = (8/a^3)^p$. In the sodium experiment, this ratio is roughly 10^5 at the center of the condensate. These corrections are therefore negligible. The relative importance of quantum corrections that are second order in the gradient expansion increases as one approaches the edge of the condensate, where the gradient expansion breaks down. However they are still suppressed by a quantum loop factor of order a^3 .

The gradient expansion for the density breaks down at fourth order, but the breakdown is only logarithmic in $8/a^3$. We can estimate the magnitude of these corrections by taking the logarithms to be of order 1. These corrections are therefore suppressed by two powers of $1 = (8/a^3)^p$. There is also an additional suppression factor of $1/a^3$, since terms of fourth order in the gradient expansion enter only through quantum corrections. Thus these corrections should be completely negligible.

In this paper, we have developed a framework for calculating the dominant effects of quantum fluctuations in a Bose-Einstein condensate trapped by an external potential. Our method is based on a combination of the Hartree-Fock approximation and an expansion around the Thomas-Fermi limit. We have illustrated the method by calculating the self-consistent one-loop equation for the density profile to second order in the gradient expansion and the relation between the condensate and the density to zeroth order in the gradient expansion. It should be straightforward to use this method to calculate the effects of quantum fluctuations on other properties of the condensate at zero temperature, such as the spectrum of its collective excitations. It would also be interesting to extend the method to nonzero temperature, so that one could study how the effects of quantum fluctuations vary with temperature.

This work was supported in part by the U.S. Department of Energy, Division of High Energy Physics, under Grant DE-FG 02-91-ER 40690. We thank T.-L. Ho for valuable discussions.

A Integrals

In this Appendix, we give analytic expressions for the frequency integrals and the wavevector integrals that are required to calculate the one-loop quantum corrections to the density and the condensate.

Since time-independent sources do not change the energy, the frequency integrals are

rather simple. They can be evaluated using contour integration. The specific integrals that are required are

$$\int \frac{d^3k}{2} \frac{1}{(k^2 + \frac{1}{2})^n} = i(-1)^{n+1} \frac{(1) \quad 1 \quad 3}{2^n (n-1)!} \frac{(2n-3)}{2^{n-1}}; \quad (A1)$$

$$\int \frac{d^3k}{2} \frac{k^2}{(k^2 + \frac{1}{2})^{n+1}} = i(-1)^{n+1} \frac{(1) \quad 1 \quad 3}{2^{n+1} n!} \frac{(2n-3)}{2^{n-1}}; \quad (A2)$$

Time-independent sources that are inserted into a loop diagram change the wavevector k of the propagators in the loop. The gradient expansion corresponds to expanding the loop integral in powers of the wavevectors p_i of the sources and of the external lines of the diagram. After averaging over integration angles, the k integrals that are required have the form

$$I_{m,n} = \int \frac{d^3k}{(2\pi)^3} \frac{(k^2)^m}{(k^2 + \frac{1}{2})^n}; \quad (A3)$$

where m and n are integers. If m and n satisfy $m - n < \frac{3}{2}$, this integral is ultraviolet convergent. If $2m - n > 3$, the integral is infrared convergent. If it is both ultraviolet and infrared convergent, its value is

$$I_{m,n} = \frac{(n-m-\frac{3}{2}) (\frac{3n}{2} + m)}{4^{\frac{1}{2}} (\frac{n}{2})} \frac{1}{2^{3+2m-2n}}; \quad m + \frac{3}{2} < n < 2m + 3; \quad (A4)$$

The ultraviolet-divergent integrals that are required are $I_{m,n}$ for $n - m = 1; 0; 1$, which have power ultraviolet divergences. A convenient way to regularize the integral is to subtract pure powers of k from the integrand that will remove the ultraviolet divergence, and then to add those powers of k back in with an ultraviolet cutoff $k < k_{UV}$. The regularized integral is then

$$I_{m,n} = \frac{1}{2^{\frac{1}{2}}} \int_0^{k_{UV}} dk \frac{k^{2+2m-n}}{(k^2 + \frac{1}{2})^{n=2}} + \sum_{i=0}^{m-1} \frac{1}{i!} \left(\frac{d}{dk} \right)^i \frac{k^{2+2m-n}}{(k^2 + \frac{1}{2})^{n=2}} \bigg|_{k=0} + \frac{1}{2^{\frac{1}{2}}} \sum_{i=0}^{m-1} \frac{1}{i!} \left(\frac{d}{dk} \right)^i k^{2+2m-n} \bigg|_{k=0}; \quad n < m + \frac{3}{2}; \quad (A5)$$

The first integral in (A5) is convergent and is equal to the expression on the right side of (A4). The only dependence on the ultraviolet cutoff comes from the remaining integrals in (A5), and they give a polynomial in k_{UV} . The ultraviolet divergent integrals that arise in our calculation are

$$I_{n,1,n} = \frac{1}{4^{\frac{1}{2}}} \frac{2}{2} k_{UV}^2 + \frac{(\frac{1}{2}) (\frac{n+1}{2})}{(\frac{n}{2})}; \quad (A6)$$

$$I_{n,n} = \frac{1}{4^{\frac{1}{2}}} \frac{2}{3} k_{UV}^3 - n k_{UV}^2 + \frac{(\frac{3}{2}) (\frac{n+3}{2})}{(\frac{n}{2})}; \quad (A7)$$

$$I_{n+1,n} = \frac{1}{4^{\frac{1}{2}}} \frac{2}{5} k_{UV}^5 - \frac{n}{3} k_{UV}^3 + \frac{n(n+2)}{4} k_{UV}^4 + \frac{(\frac{5}{2}) (\frac{n+5}{2})}{(\frac{n}{2})}; \quad (A8)$$

The infrared-divergent integrals that are required are $I_{m,n}$ for $n = 2m + 3$, which have logarithmic infrared divergences. The integrals can be regularized by imposing an infrared cutoff $k > \Lambda_{\text{IR}}$. In the limit $\Lambda_{\text{IR}} \rightarrow 0$, the regularized integral reduces to

$$I_{m,2m+3} = \frac{1}{2^{2m+3}} \int_0^\infty dk \frac{1}{k(k^2 + \Lambda_{\text{IR}}^2)^{m+3/2}} = \frac{(\Lambda_{\text{IR}})^{2m+3}}{k^{2m+3}} + \frac{1}{2^{2m+3}} \log \frac{1}{\Lambda_{\text{IR}}} : \quad (\text{A } 9)$$

The specific integrals that are needed in our calculations are

$$I_{2;1} = \frac{1}{4^{3/2}} \int_0^\infty dk \log \frac{4}{\Lambda_{\text{IR}}^2} \frac{1}{k^2} ; \quad (\text{A } 10)$$

$$I_{1;1} = \frac{1}{4^{3/2}} \log \frac{4}{\Lambda_{\text{IR}}^2} \frac{1}{k} ; \quad (\text{A } 11)$$

$$I_{0;3} = \frac{1}{4^{3/2}} \log \frac{4}{\Lambda_{\text{IR}}^2} \frac{1}{k^3} : \quad (\text{A } 12)$$

Note that the integral $I_{2;1}$ is ultraviolet divergent as well as infrared divergent.

B Explicit Calculation of a D diagram

In this Appendix, we illustrate the calculation of one-loop diagrams that contribute to the quantum corrections to the density by calculating one diagram in detail. We consider the last diagram in Figure 3, which represents a contribution to the matrix element $\langle \delta \rho_X \rangle$ involving two insertions of the source X .

It is convenient to calculate the diagram in wavevector space, and then Fourier transform to get the diagram in coordinate space. The diagram involves an integral over the frequency ω and an integral over the wavevector k running around the loop. Letting the wavevectors of the two sources be p_1 and p_2 , the expression for the diagram is

$$\frac{1}{2} \int \frac{d\omega}{2} \frac{d^3k}{(2\pi)^3} \frac{1}{\omega^2} \frac{i(k + p_1)^2 = (2m)^2}{(\mathbf{k} + \mathbf{p}_1)^2} \frac{iX(\mathbf{p}_1)}{2m} \frac{i\mathbf{k}^2 = (2m)^2}{\omega^2} \frac{iX(\mathbf{p}_2)}{2m} \frac{i(\mathbf{k} - \mathbf{p}_2)^2 = (2m)^2}{(\mathbf{k} - \mathbf{p}_2)^2} : \quad (\text{B } 1)$$

We have written the Feynman rules for each of the propagators and vertices in the loop in the order in which they appear as you go clockwise around the loop. There is a symmetry factor of $\frac{1}{2}$ and the factor of 2 inside the integral is the Feynman rule for the operator δ^2 . There is an implied $+i0^+$ prescription in the denominator of each of the propagators.

The first step in evaluating the diagram is to expand the integrand to second order in powers of the external wavevectors p_1 and p_2 . The expansion of the denominators has the form

$$\begin{aligned} \frac{1}{\omega^2 (\mathbf{k} + \mathbf{p})^2} &= \frac{1}{\omega^2 k^2} \\ &+ \frac{k^2}{2m} + \frac{\omega^2(k)}{k^2=2m} \frac{p^2 + 2\mathbf{p} \cdot \mathbf{k}}{2m} + \frac{(\mathbf{p} \cdot \mathbf{k})^2}{m^2} \frac{1}{(\omega^2 k^2)^2} \\ &+ \frac{k^2}{2m} + \frac{\omega^2(k)}{k^2=2m} \frac{(\mathbf{p} \cdot \mathbf{k})^2}{m^2} \frac{1}{(\omega^2 k^2)^3} : \end{aligned} \quad (\text{B } 2)$$

We can now use the formula (A 1) to evaluate the integral over \mathbf{l} . This reduces the diagram to an integral over \mathbf{k} . We can average over the angles of \mathbf{k} by making the substitutions $k^i k^j \rightarrow k^2 \delta^{ij}/3$ and $k^i \rightarrow 0$. After simplifying the diagram, we find the terms

$$\begin{aligned} \frac{1}{16(2m)^2} X(\mathbf{p}_1) X(\mathbf{p}_2) &= \frac{d^3 k}{(2\pi)^3} \left(3 \frac{(k^2=2m)^3}{5(k)} \right. \\ &\quad \left. + \frac{p_1 \cdot p_2}{6(2m)} 35 \frac{(k^2=2m)^6}{9(k)} - 10 \frac{(k^2=2m)^4}{7(k)} + 3 \frac{(k^2=2m)^2}{5(k)} \right) : \quad (\text{B } 3) \end{aligned}$$

There are also terms proportional to $(p_1^2 + p_2^2) X(\mathbf{p}_1) X(\mathbf{p}_2)$ that we have dropped. They correspond to terms of the form $X \cdot \nabla^2 X$, which first contribute to the density at fourth order in the gradient expansion. Expressing the integrals over \mathbf{k} in (B 3) in terms of the integrals $I_{m,n}$ defined in Appendix A, the expression reduces to

$$\frac{3}{16} X(\mathbf{p}_1) X(\mathbf{p}_2) I_{3,5} - \frac{1}{192} (35 I_{6,9} - 10 I_{4,7} + 3 I_{2,5}) p_1 \cdot p_2 X(\mathbf{p}_1) X(\mathbf{p}_2) : \quad (\text{B } 4)$$

After Fourier transforming to coordinate space, this becomes

$$\frac{3}{16} I_{3,5} X^2(\mathbf{r}) + \frac{1}{192} (35 I_{6,9} - 10 I_{4,7} + 3 I_{2,5}) (\mathbf{r} \cdot \nabla)^2 X(\mathbf{r}) : \quad (\text{B } 5)$$

From this expression, we can now read off the coefficients a_4 and a_5 in the expansion (51) for $\hbar^2 \chi_{\mathbf{r}}$.

C Coefficients

In this Appendix, we express the coefficients that appear in the calculation of one-loop quantum corrections to the density in terms of the integrals $I_{m,n}$ that were defined in Appendix A.

We first list the coefficients that are used in Sections 4 and 5 to calculate the condensate and the density profile using the Cartesian field parameterization. The coefficients in the expansion (51) for $\hbar^2 \chi_{\mathbf{r}}$ are

$$a_0 = \frac{1}{2} I_{1,1} ; \quad (\text{C } 1)$$

$$a_1 = \frac{1}{4} I_{2,3} ; \quad (\text{C } 2)$$

$$a_2 = \frac{1}{4} I_{0,1} ; \quad (\text{C } 3)$$

$$a_3 = \frac{1}{48} (-10 I_{4,7} + 13 I_{3,5} - I_{4,3}) ; \quad (\text{C } 4)$$

$$a_4 = \frac{3}{16} I_{3,5} ; \quad (\text{C } 5)$$

$$a_5 = \frac{1}{192} (35 I_{6,9} - 10 I_{4,7} + 3 I_{2,5}) : \quad (\text{C } 6)$$

The coefficients in the expansion (52) for $h^{-2}i_{x,y}$ are

$$b_0 = \frac{1}{2}I_{1,1} ; \quad (C 7)$$

$$b_1 = \frac{1}{4}I_{0,1} ; \quad (C 8)$$

$$b_2 = \frac{1}{4}I_{2,1} ; \quad (C 9)$$

$$b_3 = \frac{1}{48} (2I_{3,5} - 3I_{3,3} - I_{1,1}) ; \quad (C 10)$$

$$b_4 = \frac{1}{16}I_{1,3} ; \quad (C 11)$$

$$b_5 = \frac{5}{192} (I_{4,7} + 2I_{2,5} + I_{0,3}) ; \quad (C 12)$$

We next list the coefficients that are required in Section 6 to calculate the density profile using the polar field parameterization. The coefficients in the expansion (112) for $h^{-2}i_{x,y,s}$ are

$$c_0 = \frac{1}{2}I_{1,1} ; \quad (C 13)$$

$$c_1 = \frac{1}{4}I_{3,3} ; \quad (C 14)$$

$$c_2 = \frac{1}{4}I_{1,1} ; \quad (C 15)$$

$$c_3 = \frac{3}{16}I_{5,5} ; \quad (C 16)$$

$$c_4 = \frac{1}{8}I_{3,3} ; \quad (C 17)$$

$$c_5 = \frac{1}{16}I_{1,1} ; \quad (C 18)$$

The coefficients in the expansion (113) for $h(r)^2i_{x,y,s}$ are

$$d_0 = \frac{1}{2}I_{2,1} ; \quad (C 19)$$

$$d_1 = \frac{1}{4}I_{3,3} ; \quad (C 20)$$

$$d_2 = \frac{1}{48} (10I_{7,7} + 25I_{5,5} - 9I_{3,3}) ; \quad (C 21)$$

$$d_3 = \frac{1}{48} (2I_{5,5} - 7I_{3,3} - I_{1,1}) ; \quad (C 22)$$

$$d_4 = \frac{1}{192} (35I_{9,9} - 90I_{7,7} + 91I_{5,5}) ; \quad (C 23)$$

$$d_5 = \frac{1}{96} (5I_{7,7} + 14I_{5,5} - 21I_{3,3}) ; \quad (C 24)$$

$$d_6 = \frac{1}{192} (5I_{5,5} + 6I_{3,3} - 13I_{1,1}) ; \quad (C 25)$$

The coefficients in the expansion (114) for $h(r)^2 i_{k,u;s}$ are

$$e_0 = \frac{1}{2} I_{0;1} ; \quad (C 26)$$

$$e_1 = \frac{1}{4} I_{1;1} ; \quad (C 27)$$

$$e_2 = \frac{1}{48} (2I_{5;5} - 7I_{3;3} - I_{1;1}) ; \quad (C 28)$$

$$e_3 = \frac{1}{48} (2I_{3;3} - 3I_{1;1} + 7I_{1;1}) ; \quad (C 29)$$

$$e_4 = \frac{1}{192} (-5I_{7;7} + 6I_{5;5} - 13I_{3;3}) ; \quad (C 30)$$

$$e_5 = \frac{1}{96} (3I_{5;5} - 2I_{3;3} - 13I_{1;1}) ; \quad (C 31)$$

$$e_6 = \frac{1}{64} (I_{3;3} + 2I_{1;1} + 9I_{1;1}) ; \quad (C 32)$$

References

- [1] M . H . Anderson et al, Science 269, 198 (1995).
- [2] C . C . Bradley et al, Phys. Rev. Lett. 75, 1687 (1995).
- [3] K . B . Davis et al, Phys. Rev. Lett. 75, 3969 (1995).
- [4] M . Edwards and K . Burnett, Phys. Rev. A 51, 1382 (1995); M . Edwards et al, Phys. Rev. A 53, R1950 (1996).
- [5] F . Dalfovo and S . Stringari, Phys. Rev. A 53, 2477 (1996).
- [6] G . Baym and C . J . Pethick, Phys. Rev. Lett. 76, 6 (1996).
- [7] R . J . Dodd, J. Res. Natl. Inst. Stand. Technol. 101, 537 (1996).
- [8] K . N . Ilinski and A . M . Oroz, J. Res. Natl. Inst. Stand. Technol. 101, 567 (1996).
- [9] A . L . Fetter, cond-mat/9704177.
- [10] F . Dalfovo, L . P . Pitaevskii, and S . Stringari, J. Res. Natl. Inst. Stand. Technol. 101, 537 (1996); Phys. Rev. A 54, 4213 (1996).
- [11] A . L . Fetter and D . L . Feder, cond-mat/9704173.
- [12] A . G . R . in, Phys. Rev. B 53, 9341 (1996).
- [13] T . T . Chou, C . N . Yang, and L . H . Yu, cond-mat/9602133; cond-mat/9605058.
- [14] K . Huang, cond-mat/9609033; E . T . in m e r m a n s, P . T o m m a s i n i, and K . Huang, cond-mat/9609234.

- [15] R. Jackiw, in *M. A. B. Beg Memorial Volume*, ed. A. Ali and P. Hoodbhoy (World Scientific, Singapore, 1991), pp. 25-42.
- [16] E. Braaten and A. Nieto, *Phys. Rev. B* **55**, 8090 (1997).
- [17] K. Huang and C. N. Yang, *Phys. Rev.* **105**, 767 (1957).
- [18] T. D. Lee and C. N. Yang, *Phys. Rev.* **105**, 1119 (1957); T. D. Lee, K. Huang, and C. N. Yang, *Phys. Rev.* **106**, 1135 (1957); C. N. Yang, *Physica* **26**, 549 (1960).
- [19] T. Haugset, H. Haugerud, and F. Ravndal, *cond-mat/9706088*.
- [20] K. Kirsten and D. J. Thouless, *J. Res. Natl. Inst. Stand. Technol.* **101**, 471 (1996).
- [21] K. N. Ilinski and A. S. Stepanenko, *cond-mat/9612117*.

Figure Caption

Figure 1. Diagrammatic representation of the components of the 2×2 propagator matrix:
 (a) the diagonal propagator for ϕ , (b) the diagonal propagator for χ , (c) the off-diagonal propagator for ϕ and χ .

Figure 2. Diagrammatic representation of the interaction vertices associated with the sources T, X, Y , and Z and the four-point couplings.

Figure 3. One-loop Feynman diagrams that contribute to $h^2 i$.

Figure 4. One-loop Feynman diagrams that contribute to $h^2 i$.

Figure 5. Feynman diagrams contributing to $h i$ that involve the source T .

Figure 6. One-loop Feynman diagrams contributing to $h i$ that involve a pair of χ lines produced by the source Z .

Figure 7. One-loop Feynman diagrams contributing to $h i$ that involve a pair of χ lines produced by the source Z .

Figure 8. Feynman diagrams that contribute to the propagator $D_{\chi\chi}$ at zero frequency.

(a) 

(b) 

(c) 

Figure 1

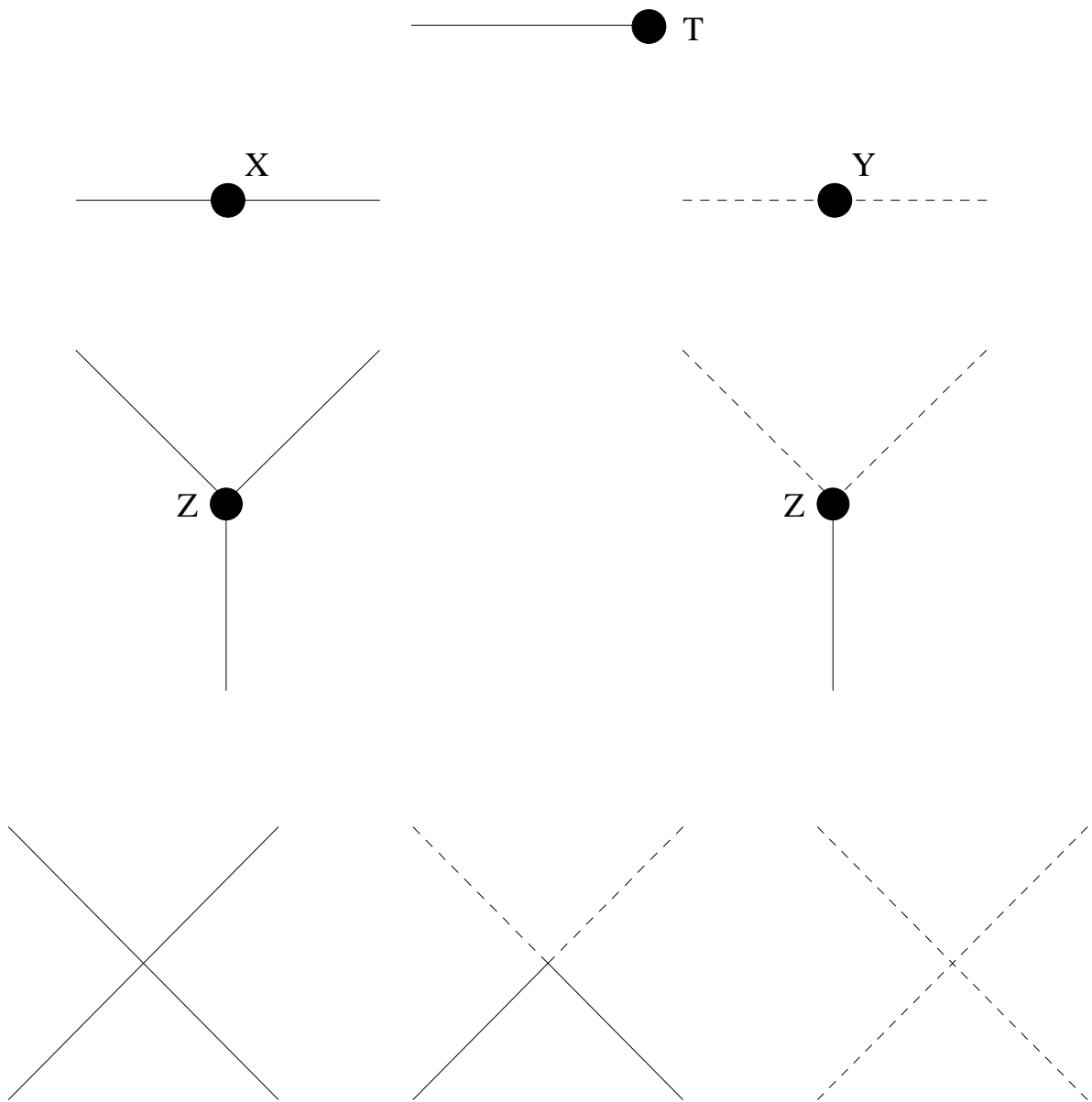


Figure 2

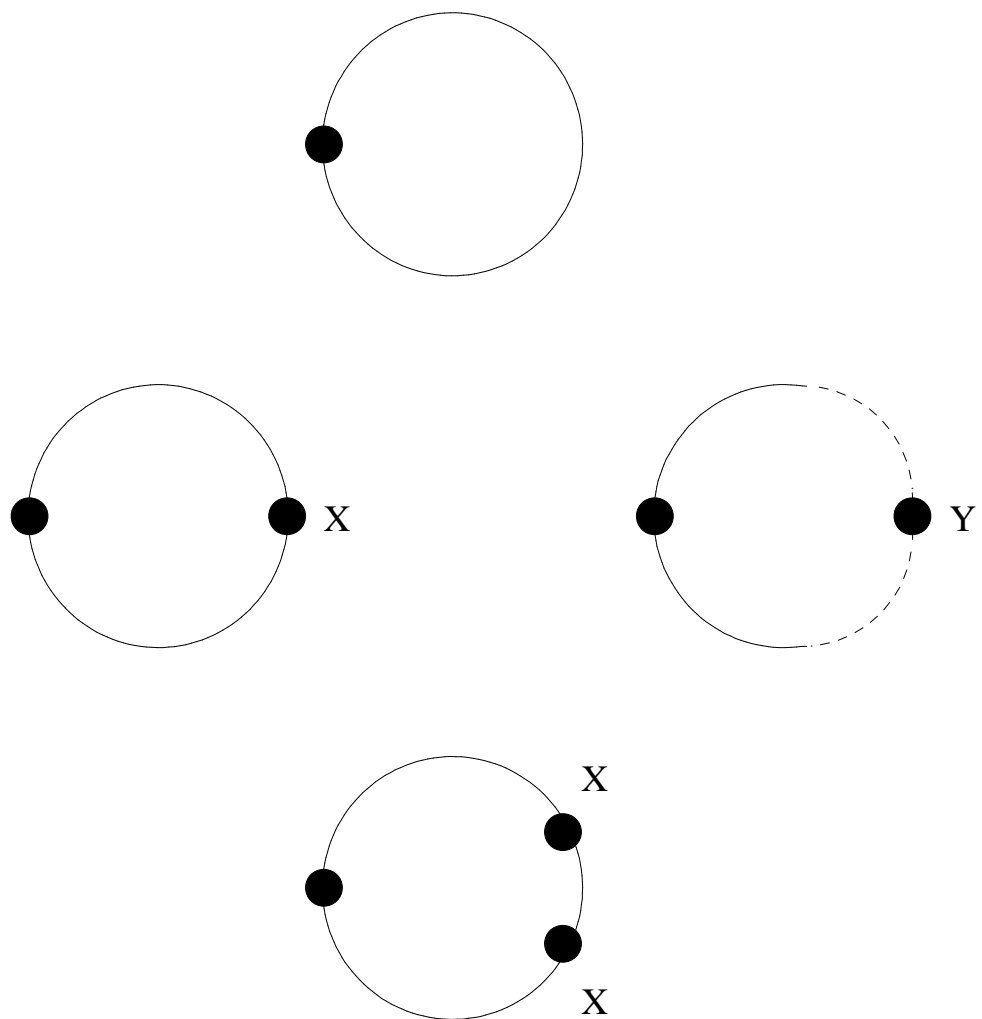


Figure 3

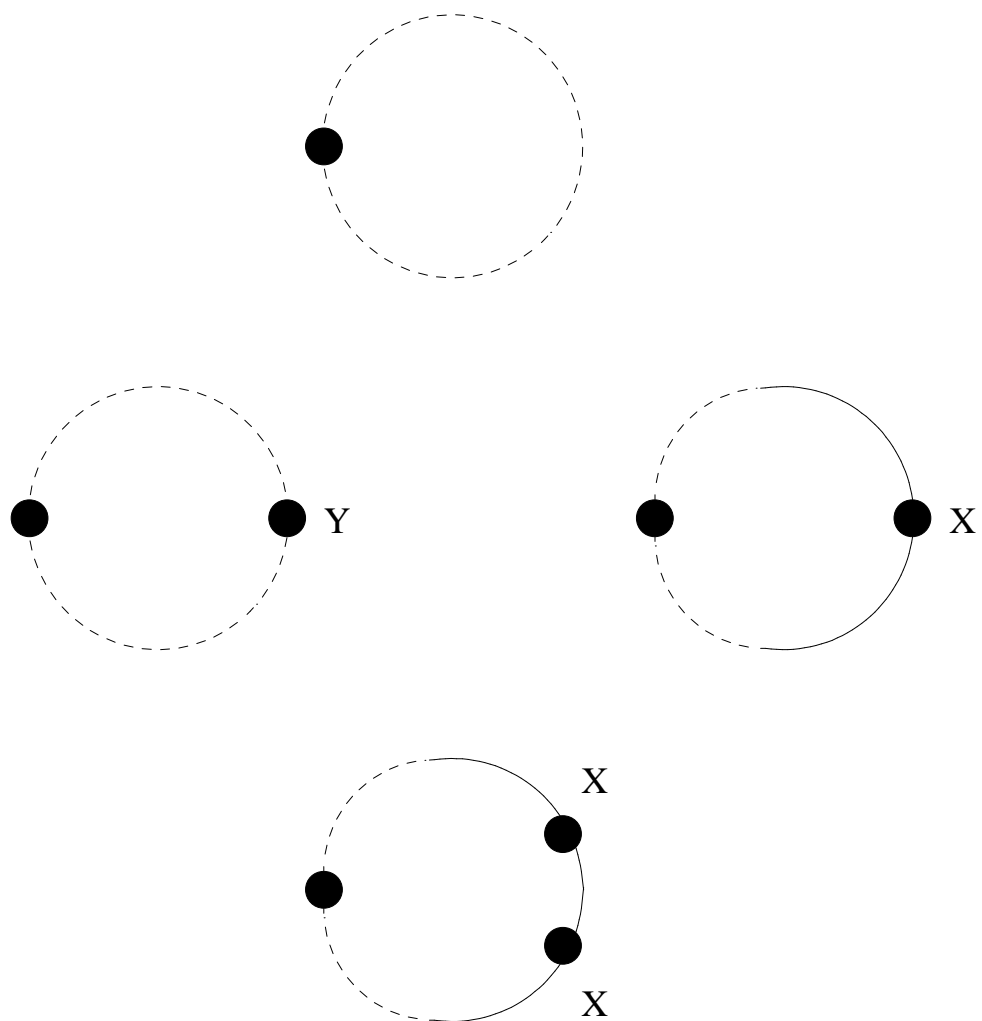


Figure 4

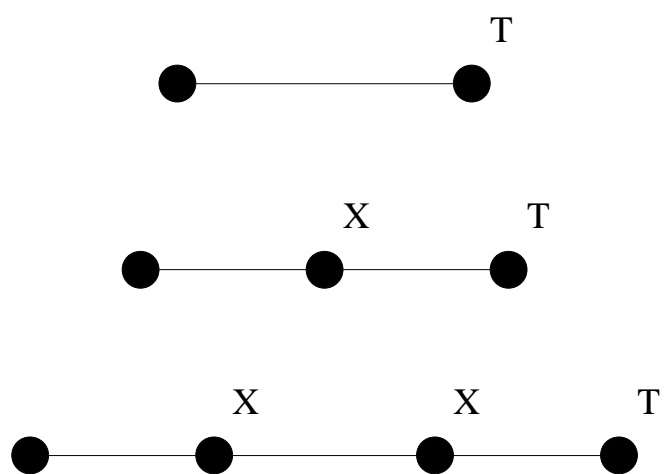


Figure 5

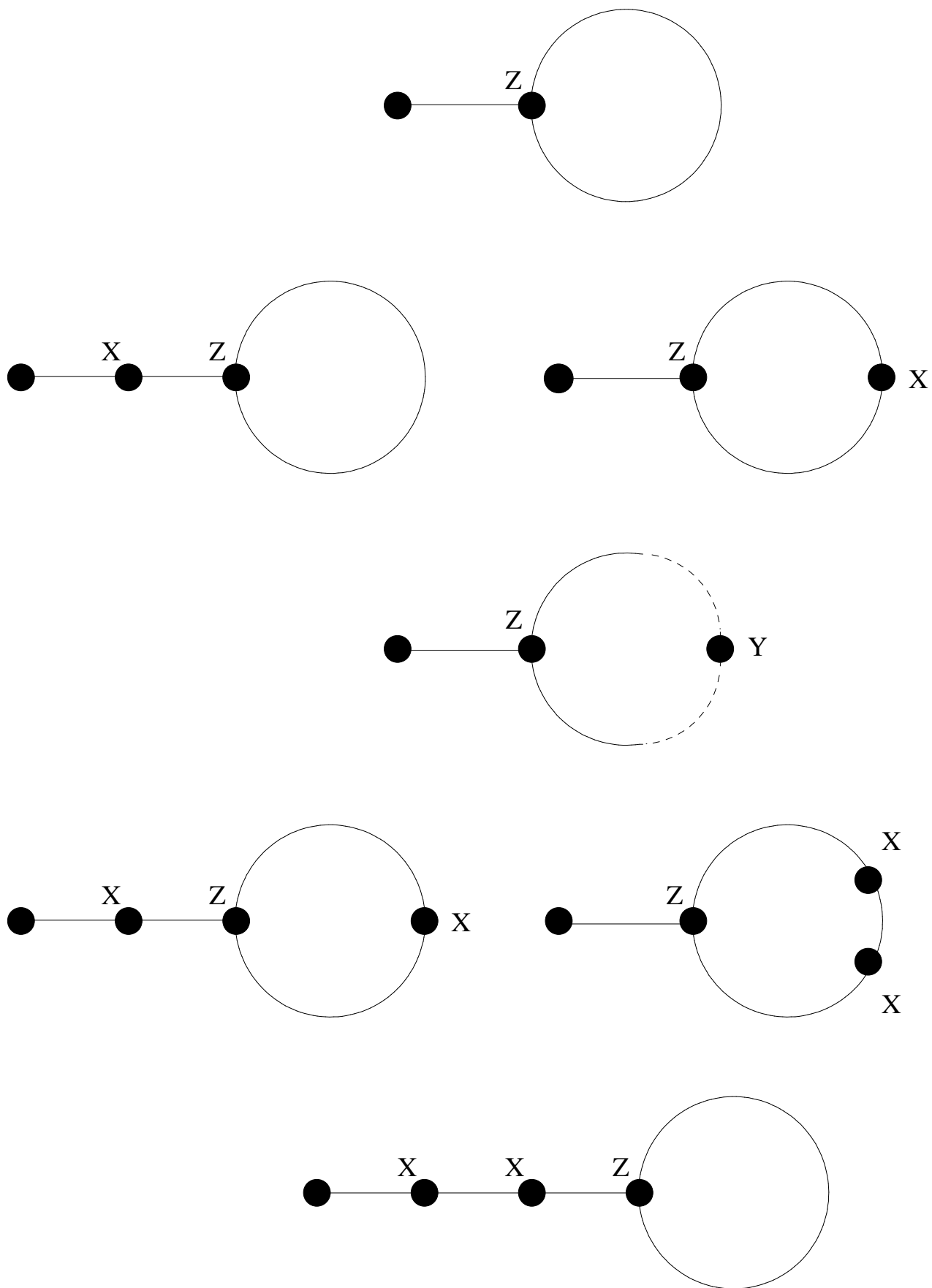


Figure 6

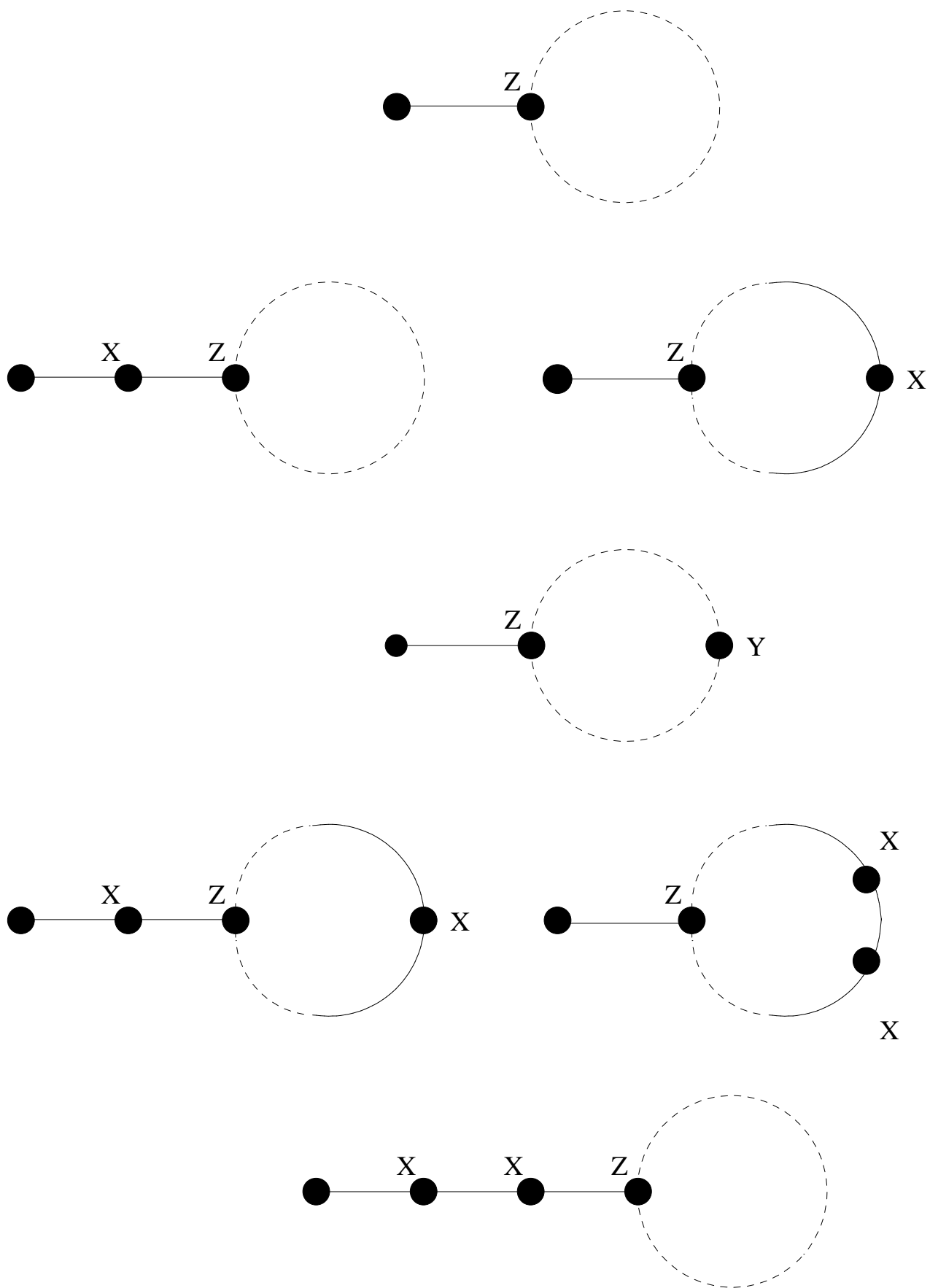


Figure 7

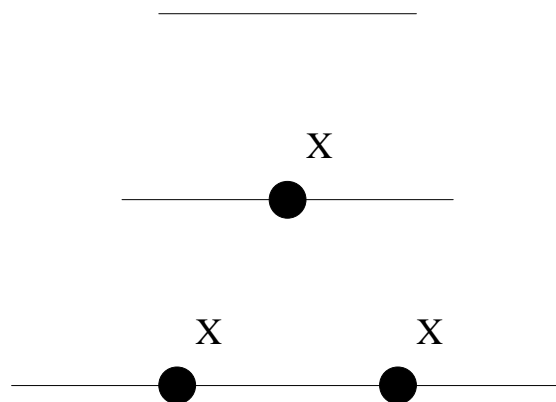


Figure 8

