

Transverse Spin Diffusion in a Dilute Spin-Polarized Degenerate Fermi Gas

Denis I. Golosov* and Andrei E. Ruckenstein†

Department of Physics, Rutgers University, Piscataway, NJ 08855-0849, U.S.A.

We re-examine the calculation of the transverse spin-diffusion coefficient in a dilute degenerate spin-polarized Fermi gas, for the case of s -wave scattering. The special feature of this limit is that the dependence of the spin diffusion coefficient on temperature and field can be calculated explicitly with no further approximations. This exact solution uncovers a novel intermediate behaviour between the high field spin-rotation dominated regime in which $D_{\perp} \propto H^{-2}$, $D_{\parallel} \propto T^{-2}$, and the low-field isotropic, collision dominated regime with $D_{\perp} = D_{\parallel} \propto T^{-2}$. In this intermediate regime, $D_{\perp, \parallel} \propto T^{-2}$ but $D_{\perp} \neq D_{\parallel}$. We emphasize that the low-field crossover cannot be described within the relaxation time approximation. We also present an analytical calculation of the self-energy in the s -wave approximation for a dilute spin-polarized Fermi gas, at zero temperature. This emphasizes the failure of the conventional Fermi-liquid phase space arguments for processes involving spin flips. We close by reviewing the evidence for the existence of the intermediate regime in

*Present address: Argonne National Laboratory, Materials Science Division, 9700 S. Cass Ave., Argonne, IL 60439, U. S. A. E-mail: golosov@franck.uchicago.edu

†Also at: Institut für Theorie der Kondensierten Materie, Universität Karlsruhe, 76132 Karlsruhe, Germany. E-mail: andreir@physics.rutgers.edu

experiments on weakly spin-polarized ^3He and $^3\text{He} - ^4\text{He}$ mixtures.

PACS numbers: 67.65.+z, 51.10.+y, 51.60.+a, 67.60.Fp

I. INTRODUCTION

The unusual features of spin dynamics in spin-polarized quantum systems have been intensively studied since the pioneering paper of Leggett and Rice [1] on spin diffusion in normal liquid ^3He . The main effect arises from the observation that the presence of a molecular field (induced by the applied magnetic field) leads to an additional precession of the spin-current which in steady state acquires a component perpendicular to the magnetization gradient; through the continuity equation this results in an anomalous reactive component (damped spin-wave) to spin transport. This “spin-rotation” effect is also present in the case of spin-polarized Boltzmann gases [2].

From a microscopic point of view, it was expected that a number of qualitatively novel phenomena might arise in the case of sufficiently high polarizations [3]. A natural suggestion, made by Meyerovich [4], was that low-temperature spin-diffusion becomes highly anisotropic for finite polarizations. More precisely, processes involving spin-flips make use of the phase-space volume between the two distinct Fermi surfaces (for “up” and “down” spins) leading to a *finite* scattering rate in the limit of $T \rightarrow 0$. This is in contrast with processes involving scattering in the vicinity of each of the Fermi surfaces which are subject to the phase-space restrictions of unpolarized Fermi liquids and are thus characterized by the conventional Fermi-liquid behaviour of scattering rates, $\propto T^2$ [5]. Meyerovich’s suggestion was recently supported by measurements of the transverse spin-diffusion coefficient in weakly polarized liquid ^3He [6]. Theoretically, D_\perp was calculated in the dilute gas limit at $T = 0$ [7,8]; while for $T \neq 0$ the only available estimates are based on a variational solution of the Boltzmann equation [7,9], or on a phenomenological Mathiessen-type rule [10].

In this paper we present the analytical calculation of the finite temperature behaviour of D_\perp for a dilute Fermi gas in the s-wave approximation, by solving the appropriate kinetic equations exactly. While at $H \gtrsim T$ our results for D_\perp agree with those of previous work [7,9], in the opposite case of $T \gg H$ the exact solution of kinetic equation results in a qualitatively new behaviour of D_\perp . We show, that the crossover between the high-field and

low-field behaviours is described by *two* dimensionless parameters rather than only one as implied in Refs. [7,9,10]: The first is the ratio H/T , which determines whether the phase space that is available for interparticle scattering is due to the field-induced splitting of the Fermi spheres ($H \gg T$) or to the temperature smearing of the Fermi distribution function ($T \gg H$). The diffusion coefficient is, roughly speaking, inversely proportional to the square of the available phase space volume; and hence in the two limits we obtain $D_{\perp} \propto H^{-2}$ and $D_{\perp} \propto T^{-2}$, respectively. The second parameter,

$$\zeta = (H/T)(ap_F)^{-1}(\epsilon_F/T), \quad (1)$$

(a is the s -wave scattering length and ϵ_F and p_F are Fermi energy and momentum in the absence of magnetic field) is the ratio of two frequency scales appearing in the kinetic equations for transverse spin diffusion, $\zeta = \omega_1/\omega_2$. The scale ω_2 is determined by the thermal term in the transverse relaxation rate, $\omega_2 \sim 1/\tau_T \sim ma^2T^2$, where m is particle mass; while $\omega_1 \sim ap_F H$ is the molecular field contribution to the precession frequency of the transverse spin current. (Its origin is the spin-dependent exchange scattering amplitude of two particles interacting through a spin-independent interparticle potential [1]). Thus, the value of ζ measures the number of oscillations of the spin current during a collision time. For $\zeta \gg 1$ the “spin-rotation” effect strongly affects the spin diffusion process, which remains anisotropic even for $H \ll T$: in this case, we obtain $D_{\perp} \approx 0.89D_{\parallel}$. The crossover to isotropic behaviour occurs for $\zeta \sim 1$, so that $D_{\perp} \approx D_{\parallel}$ only once $\zeta \ll 1$.

We note that the crossover between isotropic and anisotropic behaviours of $D_{\perp,\parallel}$ at $\zeta \sim 1$ has already been discussed previously [11,12]. However, the qualitative changes in the collision integral which occur at $H \sim T$ were overlooked. Similarly, the subtleties that arise in the solution of Boltzmann equation at $\zeta \sim 1$ have not been noticed in Refs. [7,9,10], which however provide the correct results for $\zeta \gg 1$. In the present paper, we will give the complete description of field and temperature dependence of D_{\perp} for a dilute gas (within the s -wave approximation for the two-body scattering) which is valid for *any* value of H provided that the gas remains degenerate for both values of spin projection,

$$T \ll \frac{p_{\uparrow,\downarrow}^2}{2m}, \quad (2)$$

where $p_{\uparrow,\downarrow}$ are the Fermi momenta for spin-up and spin-down particles:

$$\frac{p_{\uparrow}^2}{2m} - \frac{p_{\downarrow}^2}{2m} = H, \quad \frac{p_{\uparrow}^3 + p_{\downarrow}^3}{6\pi^3} = N_{\uparrow} + N_{\downarrow} = N, \quad \frac{p_{\uparrow}^3 - p_{\downarrow}^3}{12\pi^3} = M_{\parallel}, \quad (3)$$

$N_{\uparrow,\downarrow}$ are the numbers of spin-up and spin-down particles per unit volume, M_{\parallel} is the longitudinal magnetization per unit volume induced by the field H , and N is the density of the gas. A short account of the present work was already published in Ref. [13].

We emphasize that throughout this paper we concentrate on the hydrodynamic regime defined by *finite* longitudinal and transverse relaxation times, $\tau_{\perp,\parallel}$, which, in principle, satisfy the condition $D_{\perp,\parallel} k^2 \tau_{\perp,\parallel} \ll 1$, where $k \sim 1/L \rightarrow 0$ (L is the size of the system) is the characteristic wavevector of magnetization fluctuations. The $T \rightarrow 0$ limit of our calculations leads to different physics from that of the strict $T = 0$, collisionless regime discussed by I. A. Fomin [14]. Indeed, one should interpret our $T = 0$ results as describing fluctuations with sufficiently long wavelength, and at low *but finite* temperatures, $T \ll H$, such that the hydrodynamic condition is satisfied (note that D_{\parallel} and τ_{\parallel} diverge at $T \rightarrow 0$). The interesting issue of the validity of the linearized Boltzmann equation approach in the context of spin-polarized Fermi gases at low temperatures, raised in Refs. [14,15], is left for future investigations. Here, we limit ourselves to the linearized equations, which should be valid even for $T \ll H$ as long as the external probe used to drive the system out of equilibrium is weak enough and sufficiently slowly varying in space.

The plan of the paper is as follows: In Section II we discuss the zero temperature limit of the kinetic equations derived more generally in Appendix B. To get a better feeling for the physical content of these equations we begin with an analysis of the relaxation time approximation. We then solve the $T \rightarrow 0$ equations exactly and recover the variational result of Ref. [7]. This is followed in Section III with the discussion of the finite temperature equations in the limit of small polarization, $H \ll \epsilon_F$, and the resulting exact solution for the diffusion coefficient. Since the results of Section II are valid everywhere in the region

$H \gg T$ our expressions are thus covering the entire range of field and temperature values in the degenerate regime, $T \ll \epsilon_F$. This analysis uncovers the two crossovers already discussed above. In Sect. IV, our results are compared with the available experimental data in ^3He – ^4He mixtures [16,17,18,19] and in ^3He [6]. The derivation of the self-energies (which are used as an input into the Boltzmann equations) is relegated to Appendix A. The calculations are instructive as they uncover the simple phase-space origin of the finite value of D_\perp at $T \rightarrow 0$.

Throughout we use the units with $k_B = \mu_0 = \hbar = 1$, where k_B is Boltzmann constant and $\mu_0/2$ is the magnetic moment of a particle; also we take the volume of the system, $V = 1$.

II. TRANSVERSE SPIN DIFFUSION AT $T \rightarrow 0$ AND THE TRANSVERSE RELAXATION TIME

We begin with the kinetic equations for the transverse (off-diagonal in spin space) component of the density matrix in the rotating frame, $n_{\uparrow\downarrow}(t, \vec{r}, \vec{p})$ (see Appendix B):

$$\begin{aligned} & \left(\frac{\partial}{\partial t} + \frac{\vec{p}}{m} \frac{\partial}{\partial \vec{r}} \right) n_{\uparrow\downarrow}(t, \vec{r}, \vec{p}) + \frac{4\pi a}{m} i \int n_{\uparrow\downarrow}(t, \vec{r}, \vec{p}') \frac{d^3 p'}{(2\pi)^3} (n_{\vec{p}}^\uparrow - n_{\vec{p}}^\downarrow) - \frac{4\pi a}{m} i \times \\ & \times (N_\uparrow - N_\downarrow) n_{\uparrow\downarrow}(t, \vec{r}, \vec{p}) = -i \left\{ \left[\left(\Sigma_{\uparrow\uparrow}^{(2)}(\epsilon_\uparrow(\vec{p}), \vec{p}) \right)^* - \left(\Sigma_{\downarrow\downarrow}^{(2)}(\epsilon_\downarrow(\vec{p}), \vec{p}) \right)^* \right] n_{\uparrow\downarrow}(t, \vec{r}, \vec{p}) + \right. \\ & \left. + \tilde{\Sigma}_{\uparrow\downarrow}^{(2)++} \left(t, \vec{r}; \frac{p^2}{2m} - \mu, \vec{p} \right) (n_{\vec{p}}^\uparrow - n_{\vec{p}}^\downarrow) \right\} \end{aligned} \quad (4)$$

where μ is the chemical potential and $\Sigma_{\uparrow\downarrow}^{(2)}$ denote the contributions in Eqns. (A5–A14) quadratic in the scattering length a ; similarly, the transverse self energy, $\tilde{\Sigma}_{\uparrow\downarrow}^{(2)++} \left(t, \vec{r}; \frac{p^2}{2m} - \mu, \vec{p} \right)$, is given by Eqn. (B32). In the $T \rightarrow 0$ limit, the Fermi distribution functions for spin-up and spin-down particles, $n_{\vec{p}}^\uparrow$ and $n_{\vec{p}}^\downarrow$, can be approximated by $\theta(p_{\uparrow\downarrow} - p)$.

It is easy to verify that the r. h. s. of Eqn. (4) does not mix different Legendre components of the quantity $n_{\uparrow\downarrow}(t, \vec{r}, \vec{p})$ as a function of momentum. Therefore, we will search for the solutions of the form

$$n_{\uparrow\downarrow}(t, \vec{r}, \vec{p}) = g(t, \vec{r}, p) + f(t, \vec{r}, p) \cos \psi, \quad (5)$$

where ψ is the angle formed by vector \vec{p} and the x axis. It turns out that in the s -wave approximation the higher Legendre harmonics do not contribute to $n_{\uparrow\downarrow}(t, \vec{r}, \vec{p})$ (see below). Eqn. (5) implies that, in the rotating frame, the transverse magnetization and spin current are given, respectively, by

$$M_{\perp}^{-}(\vec{r}, t) \equiv M_{\perp}^x(\vec{r}, t) - iM_{\perp}^y(\vec{r}, t) = \frac{1}{2} \int n_{\uparrow\downarrow}(t, \vec{r}, \vec{p}) \frac{d^3p}{(2\pi)^3} = \frac{1}{4\pi^2} \int_0^{\infty} g(t, \vec{r}, p) p^2 dp \quad (6)$$

and

$$\begin{aligned} J_{\perp}^{-}(\vec{r}, t) &\equiv J_{\perp}^x(\vec{r}, t) - iJ_{\perp}^y(\vec{r}, t) = \frac{1}{2m} \int p n_{\uparrow\downarrow}(t, \vec{r}, \vec{p}) \cos \psi \frac{d^3p}{(2\pi)^3} = \\ &= \frac{1}{12\pi^2 m} \int_0^{\infty} f(t, \vec{r}, p) p^3 dp, \end{aligned} \quad (7)$$

where the indices x and y refer to spin space.

To find the transverse spin diffusion coefficient D_{\perp} one has to calculate the value of the spin current J_{\perp} induced by a slow spatial variation of the transverse magnetization. We will assume, without loss of generality, that $\vec{\nabla} M_{\perp}^{-}$ is uniform and is directed along the x axis:

$$g(t, \vec{r}, p) = (G_1 + G_2 \cdot x) g_0(t, p), \quad \frac{\partial}{\partial x} M_{\perp}^{-} = \frac{G_2}{4\pi^2} \int_0^{\infty} g_0(t, p) p^2 dp, \quad (8)$$

where $|G_1 + G_2 \cdot x| \ll 1$ for any x inside the sample.

The value of D_{\perp} should then be found from the macroscopic constitutive relation [1,20], which can be written as

$$J_{\perp}^{-} = -\frac{D_{\perp}}{1 - i\xi} \frac{\partial}{\partial x} M_{\perp}^{-}, \quad (9)$$

where the quantity ξ is referred to as the *spin-rotation parameter*. The non-zero imaginary part of the denominator in (9) reflects the fact that, due to the spin-rotation effect, the spin current is not parallel to the driving magnetization gradient.

Substituting Eqns. (5) and (8) in the Boltzmann equation (4) and separating the Legendre harmonics, we obtain two coupled kinetic equations:

$$\begin{aligned} \frac{\partial}{\partial t} g_0(t, p) + \frac{1}{G_1 + G_2 \cdot x} \cdot \frac{p}{3m} \frac{\partial}{\partial x} f(t, \vec{r}, p) + \frac{2a}{\pi m} i \int_0^{\infty} g_0(t, q) q^2 dq (n_{\vec{p}}^{\uparrow} - n_{\vec{p}}^{\downarrow}) - \\ - \frac{4\pi a}{m} i (N_{\uparrow} - N_{\downarrow}) g_0(t, p) = -I_{rel}[g_0] - iI_{sr}[g_0] \end{aligned} \quad (10)$$

and

$$\frac{\partial}{\partial t} f(t, \vec{r}, p) + \frac{p}{m} G_2 g_0(t, p) - \frac{4\pi a}{m} i(N_\uparrow - N_\downarrow) f(t, \vec{r}, p) = -I_{rel1}[f] - iI_{sr1}[f]. \quad (11)$$

where the linear operators representing the ‘‘relaxation’’ and ‘‘spin-rotation’’ contributions to the collision integral are defined (for an arbitrary function $W(\vec{p})$) as

$$\begin{aligned} I_{rel}[W(\vec{p})] &= [\text{Im}\Sigma_{\uparrow\uparrow}^{(2)}(\epsilon_\uparrow(\vec{p}), \vec{p}) - \text{Im}\Sigma_{\downarrow\downarrow}^{(2)}(\epsilon_\downarrow(\vec{p}), \vec{p})] W(\vec{p}) - \\ &\quad - \pi \frac{(8\pi a)^2}{m} (n_{\vec{p}}^\uparrow - n_{\vec{p}}^\downarrow) \int [1 - n_{\vec{s}+\vec{k}}^\uparrow - n_{\vec{s}-\vec{k}}^\downarrow + 2n_{\vec{s}+\vec{k}}^\uparrow n_{\vec{s}-\vec{k}}^\downarrow] \times \\ &\quad \times \delta((\vec{p} - \vec{p}')^2 - 4k^2) W(\vec{p}') \frac{d^3 k d^3 p'}{(2\pi)^6}, \end{aligned} \quad (12)$$

$$\begin{aligned} I_{sr}[W(\vec{p})] &= [\text{Re}\Sigma_{\uparrow\uparrow}^{(2)}(\epsilon_\uparrow(\vec{p}), \vec{p}) - \text{Re}\Sigma_{\downarrow\downarrow}^{(2)}(\epsilon_\downarrow(\vec{p}), \vec{p})] W(\vec{p}) - \\ &\quad - \frac{(8\pi a)^2}{m} (n_{\vec{p}}^\uparrow - n_{\vec{p}}^\downarrow) \int \mathcal{P} \frac{n_{\vec{s}+\vec{k}}^\uparrow + n_{\vec{s}-\vec{k}}^\downarrow}{(\vec{p} - \vec{p}')^2 - 4k^2} W(\vec{p}') \frac{d^3 k d^3 p'}{(2\pi)^6}, \end{aligned} \quad (13)$$

where $\vec{s} = (\vec{p} + \vec{p}')/2$, and

$$I_{rel1}[W(\vec{p})] = \frac{I_{rel}[W(\vec{p}) \cos \psi]}{\cos \psi}, \quad I_{sr1}[W(\vec{p})] = \frac{I_{sr}[W(\vec{p}) \cos \psi]}{\cos \psi}. \quad (14)$$

The simplest way of understanding the physical meaning of the kinetic equations (10–11) is to appeal to the relaxation time approximation for the collision integrals, Eq. (14),

$$I_{rel1}[W(p)] = \frac{1}{\tau_\perp} W(p), \quad I_{sr1}[W(p)] = -\Omega^{(2)} W(p), \quad (15)$$

where τ_\perp is the transverse relaxation time, while $\Omega^{(2)}$ can be identified as a second-order correction to the precession frequency of the spin-current (see below). Upon integration, Equations (10–11) then read [4] (see also Appendix B):

$$\frac{\partial}{\partial t} M_\perp^- + \frac{\partial}{\partial x} J_\perp^- = 0, \quad (16)$$

$$\frac{\partial}{\partial t} J_\perp^- + \frac{p_\uparrow^2}{5m^2} \frac{1 - d^5}{1 - d^3} \frac{\partial}{\partial x} M_\perp^- - i(\Omega^{(1)} + \Omega^{(2)}) J_\perp^- = -\frac{1}{\tau_\perp} J_\perp^-, \quad (17)$$

where $d = p_\downarrow/p_\uparrow$ and

$$\Omega^{(1)} = \frac{4\pi a}{m} (N_\uparrow - N_\downarrow) = \frac{8\pi a}{m} M_\parallel. \quad (18)$$

The main feature of Eqn. (17) is the precession of the spin current around the molecular field $(\Omega^{(1)} + \Omega^{(2)})$ originating from the exchange contributions to the single-particle self energies. This does not appear in the equation for magnetization (Eqn. (16)) which only precesses at the bare Larmor frequency. In the simple case taken here, $\partial M_{\perp}^{-}/\partial t = \partial J_{\perp}^{-}/\partial x = 0$ and the solution to Eqn. (17) reads:

$$J_{\perp}^{-}(t) = -\frac{D_{\perp}}{1 - i\xi} \frac{\partial}{\partial x} M_{\perp}^{-} + J_{\perp tr}^{-}(0) \exp \left[i(\Omega^{(1)} + \Omega^{(2)})t - \frac{t}{\tau_{\perp}} \right]. \quad (19)$$

Thus, the steady state current takes the form (9) with

$$D_{\perp} \approx \frac{p_{\uparrow}^2}{5m^2} \frac{1 - d^5}{1 - d^3} \tau_{\perp}, \quad \xi = (\Omega^{(1)} + \Omega^{(2)})\tau_{\perp}. \quad (20)$$

($J_{\perp tr}^{-}(0)$ represents the initial value of transient spin current which in our case is independent of x .)

Having used the relaxation time approximation to illustrate the physical content of our kinetic equations (10–11) for the transverse density matrix we now proceed with the exact solution of these equations.

For the purpose of computing the spin diffusion coefficient it is sufficient to consider the steady-state solution (5) with a time- and coordinate-independent functions $f(t, \vec{r}, p) \equiv f(p)$ and $g_0(t, p) \equiv g_0(p)$. In this case, the first two terms on the l. h. s. of Eqn. (10) vanish along with the first term on the l. h. s. of (11)¹. With the help of Eqns. (A5–A6) one can easily check that Eqn. (10) is then solved exactly by

$$g_0(p) = n_{\vec{p}}^{\uparrow} - n_{\vec{p}}^{\downarrow}. \quad (21)$$

To proceed with the solution of the Boltzmann equation we note that, already on symmetry grounds, we expect

$$I_{rel1}[f] \sim ma^2 H^2 f, \quad I_{sr1}[f] \sim (N^{1/3} a)^2 H f, \quad (22)$$

¹The only coupling between the first and second Legendre components would involve $\partial f/\partial x$ which vanishes in our case in the steady state. This justifies the form assumed in Eqn. (5).

which also follows from explicit integration: after a rather cumbersome calculation we find that for any function $W(p)$ that vanishes outside the region $p_\downarrow < p < p_\uparrow$ (as required by (A15)),

$$\int_0^\infty I_{rel1}[W(p)]p^3 dp = \frac{a^2 p_\uparrow^4}{3\pi m} \int_d^1 F(x, d)W(xp_\uparrow)dx, \quad (23)$$

where

$$F(x, d) = \frac{16}{35}x^7 - 2x^4d^3 - \frac{1}{5}x^2d^5 + x^2d^3 + \frac{3}{35}d^7 + \frac{1}{5}d^5 + \frac{2}{35}\theta(x^2 + d^2 - 1) \cdot (8x^2 + d^2 - 1)(x^2 + d^2 - 1)^{5/2}. \quad (24)$$

Thus, the two terms on the r. h. s. of Eqn. (11) are small compared to the third term on the l. h. s. which is of order $N^{1/3}aHf$. Therefore, Eqn. (11) may be solved iteratively by substituting

$$f(p) \approx -i \frac{G_2 p}{4\pi a(N_\uparrow - N_\downarrow)} (n_p^\uparrow - n_p^\downarrow) \quad (25)$$

on the r. h. s. . Upon integration, Eqn. (9) then leads to:

$$D_\perp \approx \frac{1}{25m^2} \frac{(p_\uparrow^5 - p_\downarrow^5)^2}{p_\uparrow^3 - p_\downarrow^3} \cdot \frac{1}{\int_0^\infty I_{rel1}[pg_0(p)]p^3 dp}, \quad (26)$$

$$\begin{aligned} \xi \approx & \frac{16\pi^2 a}{15m} (p_\uparrow^5 - p_\downarrow^5)(p_\uparrow^3 - p_\downarrow^3) \cdot \frac{1}{\int_0^\infty I_{rel1}[pg_0(p)]p^3 dp} - \\ & - \frac{\int_0^\infty I_{sr1}[pg_0(p)]p^3 dp}{\int_0^\infty I_{rel1}[pg_0(p)]p^3 dp}. \end{aligned} \quad (27)$$

In turn, Eqns. (21), (23–24), and (26–27) can now be used to extract the final expressions for D_\perp and ξ , exact in leading order in $N^{1/3}a$:

$$D_\perp \approx \frac{p_\uparrow^2}{5m^2} \frac{1 - d^5}{1 - d^3} \tau_D, \quad \xi \approx \frac{4\pi a}{m} (N_\uparrow - N_\downarrow) \tau_D, \quad (28)$$

where the *diffusion time* τ_D is given by

$$\begin{aligned} \frac{1}{\tau_D} = & \frac{16a^2}{189\pi m} \cdot \frac{p_\uparrow^4}{1 - d^5} \left\{ 1 - \frac{21}{64}d^3(1 - d^2)(5 + 2d^2 + 17d^4) - \right. \\ & \left. - \frac{1}{8}\theta(2d^2 - 1) \cdot (1 + 7d^2)(2d^2 - 1)^{7/2} \right\}. \end{aligned} \quad (29)$$

This proves that the result originally reported as *variational* in Ref. [7] is in fact exact in the appropriate limit (we note that this result has been substantiated earlier through the numerical evaluation of the expressions in Ref. [8]). Equations (28–29) show that the transverse spin diffusion coefficient remains *finite* at $T \rightarrow 0$, as was already discussed above. In particular, in the limit of low polarizations, when $1 - d \approx mHp_F^{-2} \ll 1$, we find

$$\tau_D(H) = \frac{9}{8} \frac{\pi}{ma^2} H^{-2}. \quad (30)$$

The detailed results for the spin diffusion time, τ_D , are plotted in Fig. 1 (dashed line) together with variational bounds, τ_{\perp}^{\pm} , on the relaxation time, τ_{\perp} , which appears in the relaxation time approximation [21].

III. TRANSVERSE SPIN DIFFUSION AT FINITE TEMPERATURES AND SMALL POLARIZATIONS

In this section, we extend our results to the case of finite temperatures in weakly polarized limit, within the degenerate regime, $T \ll \epsilon_F$. The appropriate Boltzmann equation is derived in the Appendix B (see Eqn. (B33)). The only difference from the $T \rightarrow 0$ case of Eqns. (5 – 14) is in the form of collision terms,

$$I_{rel}[W(\vec{p})] = W(\vec{p}) \int A(\vec{p}, \vec{p}') \frac{d^3 p'}{(2\pi)^3} - \int A(\vec{p}', \vec{p}) W(\vec{p}') \frac{d^3 p'}{(2\pi)^3}, \quad (31)$$

$$I_{sr}[W(\vec{p})] = W(\vec{p}) \int B(\vec{p}, \vec{p}') (n_{\vec{p}'}^{\uparrow} - n_{\vec{p}'}^{\downarrow}) \frac{d^3 p'}{(2\pi)^3} - (n_{\vec{p}}^{\uparrow} - n_{\vec{p}}^{\downarrow}) \int B(\vec{p}, \vec{p}') W(\vec{p}') \frac{d^3 p'}{(2\pi)^3}. \quad (32)$$

Here

$$A(\vec{p}, \vec{p}') \approx \frac{\pi a^2}{p} \left(\frac{(p^2 + p'^2)}{m} - 4\mu \right) \cdot \left(n_{\vec{p}'}^{\uparrow} + n_{\vec{p}'}^{\downarrow} - \frac{1}{1 - \exp\left[\frac{p^2 + p'^2}{2mT} - \frac{2\mu}{T}\right]} \right), \quad (33)$$

and

$$B(\vec{p}, \vec{p}') \approx \frac{2a^2}{m} \left(-4p_F + |\vec{p} - \vec{p}'| \ln \left| \frac{|\vec{p} - \vec{p}'| + 2p_F}{|\vec{p} - \vec{p}'| - 2p_F} \right| \right) \quad (34)$$

(here $p_F = (2m\epsilon_F)^{1/2}$ is the Fermi momentum of the non-polarized system). Once the kinetic equations are solved, the values of D_\perp and ξ should again be deduced from Eqns. (6–9).

We start with showing that the solution of Eqn. (10) with $\partial f/\partial x = 0$ again takes the form

$$g_0(p) = n_{\vec{p}}^\uparrow - n_{\vec{p}}^\downarrow. \quad (35)$$

The difference from zero-temperature case (see Eqn. (21)) is that the Fermi functions on the r. h. s. of Eqn. (35) are now given by

$$n_{\vec{p}}^{\uparrow,\downarrow} = \frac{1}{\exp\left[\frac{1}{T}\left(\frac{p^2}{2m} \mp \frac{H}{2} - \mu\right)\right] + 1} \quad (36)$$

rather than by simple step functions.

Since for the function $g_0(p)$ given by Eqn. (35) the l. h. s. of Eqn. (10) vanishes, and so does the operator $I_{sr}[g_0]$ on the r. h. s. (see Eqn. (32)) we have to prove only that the function $g_0(p)$ solves the equation

$$I_{rel}[g(p)] = 0. \quad (37)$$

Using Eqns. (31) and (33), we rewrite (37) in terms of dimensionless variables,

$$\eta(p) = \frac{p^2}{2mT} - \frac{\mu}{T}, \quad h = \frac{H}{2T} \quad (38)$$

as

$$g(\eta)(\eta^2 + h^2 + \pi^2) - \int_{-\infty}^{\infty} g(\sigma)(\eta + \sigma) \times \left(\frac{1}{e^{\eta+h} + 1} + \frac{1}{e^{\eta-h} + 1} + \frac{2}{e^{\eta+\sigma} - 1} \right) d\sigma = 0, \quad (39)$$

where $g(\eta(p)) \equiv g(p)$. It is convenient to transform Eqn. (39) into a differential equation

$$\begin{aligned} g''(k) - (h^2 + \pi^2)g(k) + 2\pi^2 \operatorname{sech}^2 \pi k g(k) = \\ = 2\pi \|g\| \frac{\sinh \frac{h}{2}}{\cosh^2 \pi k} (\pi \sin kh \sinh \pi k - h \cos kh \cosh \pi k) \end{aligned} \quad (40)$$

for the function

$$g(k) = \int_{-\infty}^{\infty} e^{ik\eta} g(\eta) \cosh \frac{\eta}{2} d\eta,$$

with the normalization constant $\|g\|$ given by

$$\|g\| = \int_{-\infty}^{\infty} g(\eta) d\eta.$$

Using a function $g_0(p)$ of the form (35), we obtain

$$g_0(\eta) = \frac{1}{e^{\eta-h} + 1} - \frac{1}{e^{\eta+h} + 1} \quad (41)$$

and the corresponding Fourier transform,

$$g_0(k) = \frac{2\pi \sinh \frac{h}{2} \cos kh}{\cosh \pi k}. \quad (42)$$

Finally, verifying that $g_0(k)$ is a solution of Eqn. (40) proves that the function (35) satisfies Eqn. (37).

We can then re-write Eqn. (11) in the steady state limit as

$$G_2 v_F \cdot (n_{\vec{p}}^{\uparrow} - n_{\vec{p}}^{\downarrow}) - i\Omega^{(1)} f(p) = -I_{rel1}[f(p)] - iI_{sr1}[f(p)]. \quad (43)$$

Here v_F is the Fermi velocity and $\Omega^{(1)} = 2ap_F H/\pi$ (cf. Eqn. (18)).

With the help of Eqns. (31) and (33) we obtain the explicit expression for the integral of the relaxational term on the r. h. s. of Eqn. (43):

$$\int_0^{\infty} I_{rel1}[W(p)] p^3 dp \approx p_F^3 \int_0^{\infty} F(T, H, p) W(p) dp, \quad (44)$$

$$F(T, H, p) = \frac{8ma^2}{3\pi} \left[\left(\frac{p^2}{2m} - \mu \right)^2 + \frac{1}{4} H^2 + \pi^2 T^2 \right]. \quad (45)$$

Here the function $W(p)$ is assumed to be localized in the vicinity of the Fermi surfaces, where $v_F |p - p_F| \lesssim \max(T, H)$.

This yields the expected estimate $I_{rel1}[f(p)] \sim ma^2 f(p) \max(H^2, T^2)$ for the relaxational term on the r. h. s. of Eqn. (43). In the case of spin-rotation term, the functions $n_{\vec{p}}^{\uparrow} - n_{\vec{p}}^{\downarrow}$ in Eqn. (32) carry a factor of H , and thus $I_{sr1}[f(p)] \sim (p_F a)^2 H f(p) \ll \Omega^{(1)} f(p)$.

The ratio of the precession term $\Omega^{(1)}f(p)$ to the relaxational term is always large for $H \gtrsim T$, whereas for $H \ll T$ it is of the order of ζ (see Eqn. (1)) and can vary from $\zeta \gg 1$ (high-field region) to $\zeta \ll 1$ (low-field region). On the other hand, the field and temperature dependence of relaxational term itself is determined by the ratio H/T . Below we will use two different methods to solve Eqn. (43) in two regions, $\zeta \gg 1$ and $H/T \ll T/\epsilon_F$, assuming in both cases that $H, T \ll \epsilon_F$. Owing to the presence of a large factor $(ap_F)^{-1}$ in the definition of ζ , the two regions overlap. Since the highly-polarized case $H \gg T$ (with no requirement $H \ll \epsilon_F$) is described by the $T \rightarrow 0$ limit of Sect. II, we will thus cover the entire degenerate region ($T \ll \epsilon_F$) for all values of H .

High-Field Behaviour, $\zeta \gg 1$: In this case the relaxational term in (43) is small, $I_{rel1}[f] \ll \Omega^{(1)}f$, and the τ -approximation estimate for the spin-rotation parameter (see Eqn. (20)) yields $\xi \gg 1$, so that in the spin-space the current J_{\perp} is almost perpendicular to the magnetization gradient. In this limit the solution of Equation (43), $f_D(p)$, can be obtained iteratively in complete analogy with the zero-temperature case of Sect. II:

$$f_D(p) = -i \frac{v_F}{\Omega^{(1)}} G_2 (n_{\vec{p}}^{\uparrow} - n_{\vec{p}}^{\downarrow}) - \frac{v_F}{(\Omega^{(1)})^2} G_2 I_{rel1}[n_{\vec{p}}^{\uparrow} - n_{\vec{p}}^{\downarrow}] - i \frac{v_F}{(\Omega^{(1)})^2} G_2 I_{sr1}[n_{\vec{p}}^{\uparrow} - n_{\vec{p}}^{\downarrow}]. \quad (46)$$

Upon integration this leads to

$$J_{\perp}^{-} = -i \frac{v_F}{\Omega^{(1)}} G_2 J_{\perp}[n_{\vec{p}}^{\uparrow} - n_{\vec{p}}^{\downarrow}] \left\{ 1 - \frac{1}{\Omega^{(1)}} \Omega^{(2)}[n_{\vec{p}}^{\uparrow} - n_{\vec{p}}^{\downarrow}] - \frac{i}{\Omega^{(1)}} \frac{1}{\tau_{\perp}[n_{\vec{p}}^{\uparrow} - n_{\vec{p}}^{\downarrow}]} \right\}, \quad (47)$$

where $J_{\perp}[W(p)] = \int W(p) p^3 dp / (12\pi^2 m)$ (see Eqn. (7)), and the functionals $\Omega^{(2)}[W(p)]$ and $\tau_{\perp}[W(p)]$ are defined by

$$\tau_{\perp}[W(p)] = \frac{\int_0^{\infty} W(p) p^3 dp}{\int_0^{\infty} I_{rel1}[W(p)] p^3 dp}, \quad \Omega^{(2)}[W(p)] = - \frac{\int_0^{\infty} I_{sr1}[W(p)] p^3 dp}{\int_0^{\infty} W(p) p^3 dp}. \quad (48)$$

The values of these functionals at the exact leading-order solution, $n_{\vec{p}}^{\uparrow} - n_{\vec{p}}^{\downarrow}$, represent respectively the second order correction to the spin current precession frequency and the ‘‘diffusion time’’ τ_D . Calculating the value of τ_D with the help of Eqns. (44–45) and performing explicit integration in $\Omega^{(2)}$, we arrive at [22]:

$$D_{\perp} = \frac{v_F^2 \tau_D}{3} = \frac{3\pi v_F^2}{8ma^2(H^2 + 4\pi^2 T^2)} \quad (49)$$

$$\xi = (\Omega^{(1)} + \Omega^{(2)})\tau_D = \frac{9Hv_F}{4a(H^2 + 4\pi^2 T^2)} \left[1 + \frac{4}{5\pi^2} ap_F(1 - 2 \ln 2)\right]. \quad (50)$$

The first thing to stress is that in the entire high-field region the value of D_{\perp} in (49) differs from that of the longitudinal spin diffusion coefficient [23] ,

$$D_{\parallel} = \frac{v_F^2 \tau_{\parallel}}{3} \approx (v_F^2/8\pi ma^2 T^2) C(-1/3), \quad (51)$$

where $C(-1/3) \approx 0.843$ is the Brooker–Sykes coefficient [24]. The two diffusion coefficients, D_{\perp} and D_{\parallel} , are plotted in Fig. 2. Note that the spin diffusion remains anisotropic even at $T \gg H$ (provided that $\zeta \gg 1$), in which case we obtain from (49):

$$D_{\perp} \approx \frac{3v_F^2}{32\pi ma^2 T^2} \approx 0.890 D_{\parallel} \quad (52)$$

in agreement with Ref. [11]. The difference between D_{\perp} and D_{\parallel} at $\zeta \gg 1$ reflects the fact that in this regime the spin rotation effects dominate, as can be seen from the leading role of the precession term $-i\Omega^{(1)}f(p)$ in Eqn. (43). Obviously, no such term enters the Boltzmann equation for the longitudinal spin diffusion, and the longitudinal spin current is by definition parallel to the gradient of M_{\parallel} . Thus in spite of the identical temperature dependence of D_{\perp} and D_{\parallel} , the nature of the spin transport differs in the two cases.

The crossover between T^{-2} and H^{-2} behaviours of D_{\perp} occurs at $T \sim H$. Eqn. (49) shows that the diffusion rate τ_D^{-1} obeys ‘‘Matthiessen’s rule’’,

$$\frac{1}{\tau_D} = \frac{1}{\tau_H} + \frac{1}{\tau_T}, \quad (53)$$

where the quantities

$$\tau_H = \frac{9\pi}{8ma^2 H^2}, \quad \tau_T = \frac{9}{32\pi ma^2 T^2} \approx 0.890\tau_{\parallel} \quad (54)$$

can be thought of as the relaxation times for field- and temperature-dominated collision processes.

We note that it has been commonly accepted [7,9,10] that the crossover of D_{\perp} at $H \sim T$ corresponds to transition from anisotropic to isotropic behaviour of spin diffusion. We will see that in reality this transition occurs at much lower fields, $H \sim (ap_F)T^2/\epsilon_F$.

The dotted line in Fig. 2 corresponds to the quadratic fit [6,10]

$$\tilde{D}_{\perp} = \frac{\pi v_F^2}{8ma^2} \left\{ \frac{1}{3}H^2 + C(-1/3)T^2 \right\}^{-1} \quad (55)$$

which is obtained by substitution $\tau_T \rightarrow \tau_{\parallel}$ in Eqn. (53) and is widely used to describe the temperature dependence of D_{\perp} . One can see that while this fit provides correct order-of-magnitude estimate, it deviates from the exact result (49) at $T \gtrsim H$.

Crossover and Low-Field Behaviour, $H/T \ll T/\epsilon_F$: In this region, the spin-rotation term on the r. h. s. of the steady-state equation (43) is small in comparison to both the relaxational and precession terms,

$$I_{sr1}[f(p)] \ll I_{rel1}[f(p)], \quad I_{sr1}[f(p)] \ll \Omega^{(1)}f(p), \quad (56)$$

and thus, it may be omitted in the leading-order calculation. Furthermore, one may also set $H = 0$ in evaluating the collision term I_{rel1} .

In terms of the reduced variables (38), Eqn. (43) then becomes

$$\begin{aligned} -\frac{v_F}{T^2}G_2 \left(\frac{1}{e^{\eta-h} + 1} - \frac{1}{e^{\eta+h} + 1} \right) &= \frac{2a^2m}{\pi} f(\eta) \left(\eta^2 + \pi^2 - \frac{i\pi}{2a^2mT^2} \Omega^{(1)} \right) - \\ &- \frac{4a^2m}{3\pi} \int_{-\infty}^{\infty} (\eta + \sigma) f(\sigma) \left(\frac{1}{e^{\sigma} + 1} + \frac{1}{e^{\eta+\sigma} - 1} \right) d\sigma, \end{aligned} \quad (57)$$

where $f(\eta(p)) \equiv f(p)$ and $h \ll 1$. Since the l. h. s. of this equation is even in η and the integral term on the r. h. s. has the parity of the function $f(\eta)$, the inhomogeneous equation (57) should have an even solution $f(\eta) = f(-\eta)$. In finding this solution, we will make use of the methods of Ref. [24] and begin by transforming (57) into the differential equation

$$F''(k) - \pi^2\gamma^2 F(k) - \frac{2}{3} \text{sech}^2 \pi k F(k) = \frac{\pi^2 h v_F}{2a^2 m T^2} G_2 \frac{\cos kh}{\cosh \pi k} \quad (58)$$

for the function

$$F(k) = \int_{-\infty}^{\infty} e^{ik\eta} f(\eta) \cosh \frac{\eta}{2} d\eta, \quad F(k) = F(-k).$$

Here

$$\gamma^2 = 1 - \frac{i\Omega^{(1)}}{2\pi a^2 m T^2} \approx 1 - 2i\zeta/\pi^2.$$

The solution of Eqn. (58) can be written as an expansion

$$F(k) = \sum_{n=0}^{\infty} F_n \phi_n(k) \quad (59)$$

in the basis provided by the functions

$$\phi_n(k) = (1 - \chi^2)^{\gamma/2} C_n^{\gamma+\frac{1}{2}}(\chi), \quad \chi = \tanh \pi k, \quad (60)$$

where $C_n^{\gamma+\frac{1}{2}}(\chi)$ are Gegenbauer polynomials with a complex index $\gamma + 1/2$. The functions $\phi_n(k)$ satisfy the homogeneous equations

$$\phi''(k) - \pi^2 \gamma^2 \phi(k) - (\gamma + n)(\gamma + n + 1) \operatorname{sech}^2 \pi k \phi(k) = 0 \quad (61)$$

and are orthogonal to each other,

$$\int_{-\infty}^{\infty} \phi_n(k) \phi_m(k) \operatorname{sech}^2 \pi k dk = \frac{2^{-2\gamma} \Gamma(2\gamma + n + 1)}{n! (n + \gamma + \frac{1}{2}) [\Gamma(\gamma + \frac{1}{2})]^2} \delta_{mn}. \quad (62)$$

Since $\phi_n(-k) = (-1)^n \phi_n(k)$, only the functions $\phi_n(k)$ with even n contribute to the expansion (59) of an even function $F(k)$. Substituting the expansion

$$\frac{\pi}{3} \frac{\cos kh}{\cosh \pi k} \approx \frac{\pi}{3} \frac{1}{\cosh \pi k} = \operatorname{sech}^2 \pi k \sum_{n=0}^{\infty} g_n \phi_n(k), \quad (63)$$

where the summation again has to be performed over even n only, and

$$g_n = \frac{\pi^{5/2} (n + \gamma + \frac{1}{2}) \Gamma(\gamma + \frac{1}{2})}{3 \cos \frac{\pi\gamma}{2} \Gamma(\frac{1}{2} - \frac{n}{2}) \Gamma(1 + \gamma + \frac{n}{2}) \Gamma(1 + \frac{\gamma}{2} + \frac{n}{2}) \Gamma(\frac{1}{2} - \frac{\gamma}{2} - \frac{n}{2})} \quad (64)$$

into the r. h. s. of Eqn. (58) we finally obtain

$$F_n = -\frac{3v_F h}{2\pi a^2 m T^2} G_2 \frac{g_n}{\frac{2}{3} + (\gamma + n)(\gamma + n + 1)} \quad (65)$$

for even n . As was already mentioned above, $F_n = g_n = 0$ for odd n .

The transverse spin current (7) can now be evaluated as

$$J_{\perp}^{-} = \frac{Tp_F^3}{12\pi^2} \int_{-\infty}^{\infty} \frac{F(k)}{\cosh \pi k} dk = \frac{Tp_F^3}{12\pi^2} \sum_{n=0}^{\infty} F_n a_n; \quad (66)$$

$$a_n \equiv \int_{-\infty}^{\infty} \frac{\phi_n(k)}{\cosh \pi k} dk = \quad (67)$$

$$= \frac{\pi \Gamma(\gamma + 1) \Gamma(2\gamma + n + 1)}{n! \cos \frac{\pi\gamma}{2} \Gamma(2\gamma + 1) \Gamma(\frac{1}{2} - \frac{n}{2}) \Gamma(\gamma + \frac{n}{2} + 1) \Gamma(\frac{\gamma}{2} + \frac{n}{2} + 1) \Gamma(\frac{1}{2} - \frac{n}{2} - \frac{\gamma}{2})}$$

for even n , and $a_n = 0$ for odd n . Finally, Eqns. (8 – 9) and (35) yield the expression

$$\frac{D_{\perp}}{1 - i\xi} = -\frac{v_F T}{3HG_2} \sum_{n=0}^{\infty} F_n a_n = \quad (68)$$

$$= \frac{1}{4\pi} \frac{v_F^2}{ma^2 T^2} \sum_{n=0}^{\infty} \frac{g_n a_n}{\frac{2}{3} + (\gamma + n)(\gamma + n + 1)},$$

from which one can extract D_{\perp} and spin-rotation parameter ξ (see Fig. 3). In the high-field limit $\zeta \gg 1$, Eqn. (68) gives

$$D_{\perp} \approx 0.890 D_{\parallel}, \quad \xi = \frac{9}{8\pi^2} \zeta \gg 1 \quad (69)$$

in agreement with Eqns. (52) and (50), while in the low-field case of $\zeta \ll 1$ we obtain the isotropic result,

$$D_{\perp} = D_{\parallel}, \quad \xi \approx 0.139 \zeta \ll 1. \quad (70)$$

Note that while the value of D_{\perp} in (70) can be obtained from the τ -approximation formula (20) with $\tau_{\perp} = \tau_{\parallel}$ (see Eqn. (51)), spin-rotation parameter ξ is *not* given by $\Omega^{(1)}\tau_{\parallel}$.

The crossover between Eqns. (69) and (70) at $\zeta \sim 1$ cannot be properly accounted for within the relaxation-time approximation (Eqns. (20)) because the relaxation operator I_{rel1} on the r. h. s. of Eqn. (43) (see also Eqns. (44–45)) does not depend on the magnetic field for $H \ll T$. This is in contrast with the interpretation of the low field crossover as a result of the competition between two different terms in the relaxational part of the collision operator [25]. As illustrated in Fig. 4, what changes at $\zeta \sim 1$ is *the form of the solution*, $f(p)$, to the steady-state equation (43). It is this change in $f(p)$ which is not accounted for within the relaxation time approximation, hence the absence of the second crossover in that approach [10].

Although quantitatively our considerations apply only to the degenerate case ($T \ll \epsilon_F$), there is no reason to doubt that the crossover at $\xi \sim 1$ should also be present in the case of $H \gtrsim (ap_F)\epsilon_F$ and $T \gtrsim \epsilon_F$, in the presence of higher partial waves, or in a system with stronger interactions. Since the separation of scales of the two parameters is provided by the factor $(\epsilon_F/T)/(ap_F) \gg 1$ in Equation (1), in both of these cases the intermediate region between the two crossovers should shrink. In the next section, we will discuss the experimental results that support this point of view.

IV. DISCUSSION OF EXPERIMENTAL RESULTS

Some comments are in order concerning the possible relevance of our findings to experiment. Even though, strictly speaking, our analysis does not apply to the strongly interacting case, it is worth noting that the available experimental data in weakly polarized ^3He [6] deviate systematically from the simple theoretical fit which uses a single adjustable parameter (T_a in [6]) to cover the entire temperature range including both $\zeta > 1$ and $\zeta < 1$. Much better agreement is obtained by restricting the fit to the $\zeta \gtrsim 1$ region with an overall prefactor smaller than the one implied by fitting to the value of D_{\parallel} in the low field, high temperature regime (in re-analyzing the data we use the value $A \approx 7.7 \times 10^5 \text{sec/cm}^2\text{K}^2$ instead of $5.8 \times 10^5 \text{sec/cm}^2\text{K}^2$ for the inverse overall prefactor in Eqn. (2) of Ref. [6]; we also take the value 12.5 mK instead of 16.4 mK for the “anisotropy temperature” T_a). This is consistent with our picture, with $D_{\perp} < D_{\parallel}$ for $\zeta \gtrsim 1$ (i. e. $\xi \gtrsim 1$) and $T \gg H$. In addition, although it appears that the region between the two crossovers cannot be clearly identified – most likely due to large Fermi liquid renormalization effects – the isotropic limit is indeed reached in the regime $\xi < 1$ [6]. We also note the systematic deviations from the quadratic fit of Ref. [10] visible in the measurements of D_{\perp} in a 6.4% ^3He – ^4He mixture [16] in the intermediate region between $T \sim T_a$ and $|\xi| \sim 1$. However, the interactions in this system are still too strong for our theory to be applicable. The fact that in both cases of Refs. [6] and [16] the intermediate region appears to be rather narrow is in line with our expectations

(see Sect. III). In principle, our calculations should be more relevant to the measurements in dilute ${}^3\text{He}$ – ${}^4\text{He}$ mixtures. Although in the available data (for .18% ${}^3\text{He}$) the crossover to the isotropic limit occurs for $\xi \sim 1$ with $H \ll T$, the temperature is not sufficiently far below ϵ_F and, moreover, the polarization is somewhat high, $\sim 25\%$. Nevertheless, for $\xi > 1$ $D_{\perp} \propto D_{\parallel}$ with the ratio D_{\perp}/D_{\parallel} slightly less than unity [17,18]. Also, the measured T dependence of the “spin-rotation” parameter, ξ , near the crossover to the isotropic (“low-field”) limit is qualitatively consistent with our results in both the data of Reference [17] and those obtained in the degenerate regime of more concentrated solutions (2.6% ${}^3\text{He}$) [19] with lower polarization ($\sim 2\%$). In both situations, the crossover to the isotropic regime can be clearly distinguished. However, in the former case the polarization was again rather high ($\sim 25\%$) and the “low-field” crossover itself occurs beyond the degenerate limit. Also, there is a large discrepancy in the magnitude of the shift of ξT^2 in the latter case (see Fig. 5) which can be attributed to Fermi liquid renormalizations anticipated in high concentration solutions. The deviations of ξ at $\xi \sim 1$ from the predictions of Ref. [9] are also seen in the data for the dilute (.05% and .1% ${}^3\text{He}$) mixtures of Ref. [16], in which case due to the high polarization $\xi \sim 1$ corresponds to $T \sim \epsilon_F$. Again, our results do not apply quantitatively to this situation. In addition, the data points are somewhat too scattered for a clear identification of the crossover. To sharpen the identification of two crossovers the data of reference [19] should be extended to lower temperatures (to study the $H/T \sim 1$ behaviour). Quantitative comparisons could be made only in the more dilute case of references [17,16] where lower field and lower temperature experiments should be performed.

ACKNOWLEDGMENTS

We are grateful to V. A. Brazhnikov, A. E. Meyerovich, and K. A. Musaelian for helpful and enjoyable discussions and to D. Candela for providing us with the data of References [6] and [17] in a convenient form. AER would like to thank the Alexander von Humboldt Foundation for generous support in the form of a Senior Research Award, and Peter Wölfle,

Gerd Schön and Albert Schmid for their kind hospitality in the condensed matter theory group in Karlsruhe, where the final version of this paper was completed. This work was also supported in part by ONR Grant # N00014-92-J-1378.

APPENDIX A: ON THE DYNAMICS OF QUASIPARTICLES IN A SPIN-POLARIZED FERMI GAS

In this Appendix, we derive the imaginary parts of quasiparticle self-energies at $T = 0$ which are used as input into the kinetic equations.

We start with a spin-polarized gas of neutral fermions interacting via a repulsive potential $U(|\vec{r} - \vec{r}'|)$. In the dilute limit, $N^{1/3}r_0 \ll 1$, where r_0 is the range of the potential, the leading contribution comes from the s -wave scattering between spin-up and spin-down particles. Then the natural small parameter is provided by $N^{1/3}a$, where a is the s -wave scattering length. We will keep terms up to the second order in $N^{1/3}a$; within this accuracy, the scattering is fully described by a two-body T -matrix which obeys the Bethe-Salpeter equation:

$$T(\vec{p}_1, \vec{p}_2; (s_0, \vec{s})) = -U(\vec{p}_1 - \vec{p}_2) + \int \frac{d^3k}{(2\pi)^3} \frac{T(\vec{p}_1, \vec{k}; (s_0, \vec{s}))U(\vec{k} - \vec{p}_2)\mathcal{N}^{\uparrow\downarrow}(\vec{k})}{2s_0 - s^2/m + 2\mu - k^2/m + i\mathcal{N}^{\uparrow\downarrow}(\vec{k}) \cdot 0}, \quad (\text{A1})$$

where

$$\mathcal{N}^{\uparrow\downarrow}(\vec{k}) = 1 - n_{\vec{s}+\vec{k}}^{\uparrow} - n_{\vec{s}-\vec{k}}^{\downarrow}, \quad (\text{A2})$$

$n_{\vec{p}}^{\uparrow}$ and $n_{\vec{p}}^{\downarrow}$ are the Fermi distribution functions for spin-up and spin-down particles respectively, and (s_0, \vec{s}) is the 4-momentum of the center of mass. The momenta of the incoming (outgoing) particles are $\vec{s} \pm \vec{p}_1$, $(\vec{s} \pm \vec{p}_2)$. Equation (A1) is solved by

$$T(\vec{p}_1, \vec{p}_2; (s_0, \vec{s})) = -\frac{4\pi a}{m} - \left(\frac{4\pi a}{m}\right)^2 \int \left[\frac{\mathcal{N}^{\uparrow\downarrow}(\vec{k})}{2s_0 - s^2/m + 2\mu - k^2/m + i\mathcal{N}^{\uparrow\downarrow}(\vec{k}) \cdot 0} - \mathcal{P} \frac{m}{p_2^2 - k^2} \right] \frac{d^3k}{(2\pi)^3}, \quad (\text{A3})$$

which is a straightforward generalization of a well-known result [26] for the case of a spin-polarized system.

To obtain the self energies of spin-up ($\Sigma_{\uparrow\uparrow}(\omega, \vec{p})$) and spin-down ($\Sigma_{\downarrow\downarrow}(\omega, \vec{p})$) particles, one has to perform the integration of the T -matrix multiplied by the single-particle Green's function, as shown in Fig. 6. We will first consider the on-shell self-energies $\Sigma_{\uparrow\uparrow}(\omega = \epsilon_{\uparrow}(\vec{p}), \vec{p})$ and $\Sigma_{\downarrow\downarrow}(\omega = \epsilon_{\downarrow}(\vec{p}), \vec{p})$, where

$$\epsilon_{\uparrow}(\vec{p}) = \frac{p^2}{2m} - \frac{1}{2}H - \mu, \quad \epsilon_{\downarrow}(\vec{p}) = \frac{p^2}{2m} + \frac{1}{2}H - \mu \quad (\text{A4})$$

are the single-particle energies. To second order in $aN^{1/3}$ we obtain

$$\Sigma_{\uparrow\uparrow}(\vec{p}) \equiv \Sigma_{\uparrow\uparrow}(\epsilon_{\uparrow}(\vec{p}), \vec{p}) = \frac{4\pi a}{m} N_{\downarrow} + \quad (\text{A5})$$

$$+ \frac{(4\pi a)^2}{2m} \int \left[\frac{\mathcal{N}^{\uparrow\downarrow}(\vec{k})(\mathcal{N}^{\uparrow\downarrow}(\vec{k}) + 2n_{\vec{p}'}^{\downarrow} - 1)}{\frac{1}{4}(\vec{p} - \vec{p}')^2 - k^2 + im\mathcal{N}^{\uparrow\downarrow}(\vec{k}) \cdot 0} - \mathcal{P} \frac{2n_{\vec{p}'}^{\downarrow}}{\frac{1}{4}(\vec{p} - \vec{p}')^2 - k^2} \right] \frac{d^3 k d^3 p'}{(2\pi)^6},$$

$$\Sigma_{\downarrow\downarrow}(\vec{p}) \equiv \Sigma_{\downarrow\downarrow}(\epsilon_{\downarrow}(\vec{p}), \vec{p}) = \frac{4\pi a}{m} N_{\uparrow} + \quad (\text{A6})$$

$$+ \frac{(4\pi a)^2}{2m} \int \left[\frac{\mathcal{N}^{\uparrow\downarrow}(\vec{k})(\mathcal{N}^{\uparrow\downarrow}(\vec{k}) + 2n_{\vec{p}'}^{\uparrow} - 1)}{\frac{1}{4}(\vec{p} - \vec{p}')^2 - k^2 + im\mathcal{N}^{\uparrow\downarrow}(\vec{k}) \cdot 0} - \mathcal{P} \frac{2n_{\vec{p}'}^{\uparrow}}{\frac{1}{4}(\vec{p} - \vec{p}')^2 - k^2} \right] \frac{d^3 k d^3 p'}{(2\pi)^6}.$$

Here the center-of-mass momentum \vec{s} that enters the definition of $\mathcal{N}^{\uparrow\downarrow}(\vec{k})$ (see Eqn. (A2)) is equal to $(\vec{p} + \vec{p}')/2$.

Separating real and imaginary parts in Eqn. (A5) yields

$$\text{Re}\Sigma_{\uparrow\uparrow}(\vec{p}) = \frac{4\pi a}{m} N_{\downarrow} + \frac{(8\pi a)^2}{m} \int \mathcal{P} \left[\frac{n_{\vec{s}+\vec{k}}^{\uparrow} n_{\vec{s}-\vec{k}}^{\downarrow} - n_{\vec{p}'}^{\downarrow} n_{\vec{s}+\vec{k}}^{\uparrow} - n_{\vec{p}'}^{\downarrow} n_{\vec{s}-\vec{k}}^{\downarrow}}{(\vec{p} - \vec{p}')^2 - 4k^2} \right] \frac{d^3 k d^3 p'}{(2\pi)^6} \quad (\text{A7})$$

and

$$\begin{aligned} \text{Im}\Sigma_{\uparrow\uparrow}(\vec{p}) &= \pi \frac{(4\pi a)^2}{m} \int \left[n_{\vec{s}+\vec{k}}^{\uparrow} n_{\vec{s}-\vec{k}}^{\downarrow} - n_{\vec{p}'}^{\downarrow} (\mathcal{N}^{\uparrow\downarrow}(\vec{k}) + 2n_{\vec{s}+\vec{k}}^{\uparrow} n_{\vec{s}-\vec{k}}^{\downarrow}) \right] \times \\ &\quad \times \delta \left(k^2 - \frac{(\vec{p} - \vec{p}')^2}{4} \right) \frac{d^3 k d^3 p'}{(2\pi)^6}; \end{aligned} \quad (\text{A8})$$

similar equations with $\uparrow \leftrightarrow \downarrow$ hold for $\text{Re}\Sigma_{\downarrow\downarrow}$ and $\text{Im}\Sigma_{\downarrow\downarrow}$. In the non-polarized case, when $n_{\vec{p}}^{\uparrow} = n_{\vec{p}}^{\downarrow}$, the expressions (A5–A8) reduce to the familiar formulae for the self energy [26,27].

At $T = 0$, it is possible to perform the integration in Eqn. (A8) (and in the similar expression for $\text{Im}\Sigma_{\downarrow\downarrow}$) explicitly. After a cumbersome calculation we obtain the following results for the imaginary parts of self energies:

At $q > p_{\uparrow}$,

$$\begin{aligned} \text{Im}\Sigma_{\uparrow\uparrow}(\vec{q}) = & -\frac{a^2}{15\pi qm} \left[5q^2 p_{\downarrow}^3 - 2p_{\downarrow}^5 - 5p_{\uparrow}^2 p_{\downarrow}^3 + \right. \\ & \left. + 2\theta(p_{\downarrow}^2 + p_{\uparrow}^2 - q^2) \cdot (p_{\downarrow}^2 + p_{\uparrow}^2 - q^2)^{5/2} \right] , \end{aligned} \quad (\text{A9})$$

$$\begin{aligned} \text{Im}\Sigma_{\downarrow\downarrow}(\vec{q}) = & -\frac{a^2}{15\pi qm} \left[5q^2 p_{\uparrow}^3 - 3p_{\uparrow}^5 + p_{\downarrow}^5 - 5p_{\uparrow}^2 p_{\downarrow}^3 + \right. \\ & \left. + 2\theta(p_{\downarrow}^2 + p_{\uparrow}^2 - q^2) \cdot (p_{\downarrow}^2 + p_{\uparrow}^2 - q^2)^{5/2} \right] . \end{aligned} \quad (\text{A10})$$

In the intermediate region $p_{\downarrow} < q < p_{\uparrow}$,

$$\begin{aligned} \text{Im}\Sigma_{\uparrow\uparrow}(\vec{q}) = & \frac{a^2}{15\pi qm} \left[-5q^2 p_{\downarrow}^3 - 2p_{\downarrow}^5 + 5p_{\uparrow}^2 p_{\downarrow}^3 + \right. \\ & \left. + 2\theta(q^2 - p_{\uparrow}^2 + p_{\downarrow}^2) \cdot (q^2 - p_{\uparrow}^2 + p_{\downarrow}^2)^{5/2} \right] , \end{aligned} \quad (\text{A11})$$

$$\text{Im}\Sigma_{\downarrow\downarrow}(\vec{q}) = -\frac{a^2}{15\pi qm} \left[2q^5 - 5q^2 p_{\downarrow}^3 + 3p_{\downarrow}^5 \right] . \quad (\text{A12})$$

And, finally, in the innermost region $q < p_{\downarrow}$,

$$\begin{aligned} \text{Im}\Sigma_{\uparrow\uparrow}(\vec{q}) = & \frac{a^2}{60\pi qm} \left[7q^5 - 20q^3 p_{\downarrow}^2 - 10q^3 p_{\uparrow}^2 - 15qp_{\downarrow}^4 + 30qp_{\downarrow}^2 p_{\uparrow}^2 + \right. \\ & \left. + 8\theta(q^2 - p_{\uparrow}^2 + p_{\downarrow}^2) \cdot (q^2 - p_{\uparrow}^2 + p_{\downarrow}^2)^{5/2} \right] , \end{aligned} \quad (\text{A13})$$

$$\text{Im}\Sigma_{\downarrow\downarrow}(\vec{q}) = \frac{a^2}{4\pi m} (p_{\downarrow}^2 - q^2)^2 . \quad (\text{A14})$$

Equations (A9) and (A14) coincide with those reported in Ref. [8]. The expressions (A10–A13) are presented here for the first time.

The singularity at $q^2 = p_{\uparrow}^2 + p_{\downarrow}^2$, which is present at Eqns. (A9–A10) corresponds to a process in which an incoming particle excites a particle of opposite spin from within the Fermi sphere. At $q > (p_{\uparrow}^2 + p_{\downarrow}^2)^{1/2}$, the incoming particle has enough energy to excite *any* particle of opposite spin. Geometrically, this singularity corresponds to the exterior tangency of the shifted Fermi spheres, and it is already present in the unpolarized case [26].

In the spin-polarized case there is one more singularity at $q^2 = p_{\uparrow}^2 - p_{\downarrow}^2$ (see Eqns. (A11) and (A13)), associated with the interior tangency between the two Fermi spheres. In this case, the corresponding virtual process is a recombination of the incoming spin-up hole, followed by an excitation of spin-down particle; at $q < (p_{\uparrow}^2 - p_{\downarrow}^2)^{1/2}$, the hole has enough energy to excite *any* of the spin-down particles from within the spin-down Fermi sphere.

The functions $\text{Im}\Sigma_{\uparrow\uparrow}(\vec{q})$ and $\text{Im}\Sigma_{\downarrow\downarrow}(\vec{q})$ change their signs at $q = p_{\uparrow}$ and $q = p_{\downarrow}$ respectively. The new feature of the above results, relevant for the transverse spin dynamics, is that, due to the availability of the scattering phase space between the two Fermi surfaces, the lifetimes of spin-down particles and spin-up holes in the intermediate region $p_{\downarrow} < q < p_{\uparrow}$ are finite.

The transverse spin processes are described by the Wigner transform of the transverse component of the density matrix, $n_{\uparrow\downarrow}(t, \vec{r}, \vec{q})$, which obeys the Boltzmann equation of a peculiar type (see Sect. II–III). In the appropriate linearized approximation sufficient for the calculation of transport coefficients the transverse components decouple from the longitudinal ones, enabling one to discuss the transverse and longitudinal spin dynamics separately [20]. By rotational symmetry, the transverse deviations from the equilibrium (uniform) polarization must be small at any point in \vec{p} space, i. e.

$$n_{\uparrow\downarrow}(t, \vec{r}, \vec{q}) \ll n_{\vec{q}}^{\uparrow} - n_{\vec{q}}^{\downarrow}. \quad (\text{A15})$$

This also respects the fact that the eigenvalues of the density matrix are between zero and unity.

Thus, in a non-equilibrium state the value of $n_{\uparrow\downarrow}(t, \vec{r}, \vec{q})$ has to differ from zero over a finite interval of values of q within the intermediate region $p_{\downarrow} < q < p_{\uparrow}$. The fact that the quasiparticle relaxation rates (A11–A12) also differ from zero within this region results in the finite relaxation time τ_{\perp} of the transverse spin current even at $T \rightarrow 0$ (see Sect. II).

We note that from the viewpoint of longitudinal spin dynamics the system behaves as a conventional Fermi liquid: the non-equilibrium terms in the diagonal components of density matrix are confined to the respective Fermi spheres, where the imaginary parts of the quasiparticle spectrum vanish. As expected [28], the imaginary part of the off-shell self energy at the Fermi surface behaves as

$$\text{Im}\Sigma_{\uparrow\uparrow}(\epsilon_{\uparrow}(p_{\uparrow}) + \omega, p_{\uparrow}) \approx -\text{sign}\omega \cdot \frac{a^2 p_{\downarrow}}{\pi m p_{\uparrow}} \omega^2. \quad (\text{A16})$$

APPENDIX B: DERIVATION OF BOLTZMANN EQUATIONS

In this Appendix, we derive the kinetic equation for transverse spin processes using the Keldysh approach [29]. We will consider time dependent Green's functions of the form:

$$\begin{aligned} iG_{1\alpha 2\beta}^{--} &= \langle T \hat{\Psi}_{1\alpha} \hat{\Psi}_{2\beta}^\dagger \rangle, \quad iG_{1\alpha 2\beta}^{++} = \langle \tilde{T} \hat{\Psi}_{1\alpha} \hat{\Psi}_{2\beta}^\dagger \rangle, \\ iG_{1\alpha 2\beta}^{+-} &= \langle \hat{\Psi}_{1\alpha} \hat{\Psi}_{2\beta}^\dagger \rangle, \quad iG_{1\alpha 2\beta}^{-+} = -\langle \hat{\Psi}_{2\beta}^\dagger \hat{\Psi}_{1\alpha} \rangle, \end{aligned} \quad (\text{B1})$$

which satisfy the identity

$$iG_{1\alpha 2\beta}^{--} + iG_{1\alpha 2\beta}^{++} - iG_{1\alpha 2\beta}^{+-} - iG_{1\alpha 2\beta}^{-+} = 0. \quad (\text{B2})$$

Here, the indices 1, 2 stand for the two space-time arguments $X_i = (t_i, \vec{r}_i)$, T and \tilde{T} are the operators of chronological and anti-chronological ordering respectively, and the average $\langle \dots \rangle$ is taken over the given non-equilibrium state.

In the absence of the interaction, the functions (B1) obey the following equations of motion:

$$\hat{G}_{01\alpha\gamma}^{-1} G_{1\gamma 2\beta}^{(0)ab} = \tau_z^{ab} \delta_{\alpha\beta} \delta(X_1 - X_2), \quad (\text{B3})$$

$$\left(\hat{G}_{02\beta\gamma}^{-1} \right)^* G_{1\alpha 2\gamma}^{(0)ab} = \tau_z^{ab} \delta_{\alpha\beta} \delta(X_1 - X_2), \quad (\text{B4})$$

where the indices a, b accept values $+$ or $-$ and τ_z^{ab} is a Pauli matrix: $\tau_z^{--} = -\tau_z^{++} = 1$, $\tau_z^{-+} = \tau_z^{+-} = 0$. Here and below we presume that the sum should be taken over the repeated Latin or Greek (i. e. spin) indices. The operator $\hat{G}_{01\alpha\beta}^{-1}$ is defined as

$$\hat{G}_{01\alpha\beta}^{-1} = \left(i \frac{\partial}{\partial t_1} + \frac{\Delta_1}{2m} + \mu \right) \delta_{\alpha\beta} + \frac{1}{2} H \sigma_{\alpha\beta}^z. \quad (\text{B5})$$

The Green's functions of the interacting system satisfy the Dyson equation

$$G_{1\alpha 2\beta}^{ab} = G_{1\alpha 2\beta}^{(0)ab} + \int G_{1\alpha 3\gamma}^{(0)ac} \Sigma_{3\gamma 4\lambda}^{cd} G_{4\lambda 2\beta}^{db} d^4 X_3 d^4 X_4, \quad (\text{B6})$$

or, equivalently,

$$G_{1\alpha 2\beta}^{ab} = G_{1\alpha 2\beta}^{(0)ab} + \int G_{1\alpha 3\gamma}^{ac} \Sigma_{3\gamma 4\lambda}^{cd} G_{4\lambda 2\beta}^{(0)db} d^4 X_3 d^4 X_4 \quad (\text{B7})$$

where $\Sigma_{1\alpha 2\beta}^{ab}$ are the proper self-energies.

Our aim is to examine the equation of motion for $G_{1\uparrow 2\downarrow}^{-+}$ which is the off-diagonal component of the density matrix in spin-space which is ultimately related to the transverse magnetization and associated spin current (see Eqns. (6 – 7)). To derive this equation we act on Eqns. (B6) and (B7) with the operators $\hat{G}_{01\uparrow\uparrow}^{-1}$, and $(\hat{G}_{02\downarrow\downarrow}^{-1})^*$, respectively, and subtract the resulting equations from one another to obtain,

$$\left[-i\frac{\partial}{\partial t} - \frac{1}{m}\nabla_{\vec{r}}\nabla_{\vec{r}'} - H \right] G_{1\uparrow 2\downarrow}^{-+} = - \int \left[\Sigma_{1\uparrow 3\alpha}^{-a} G_{3\alpha 2\downarrow}^a + G_{1\uparrow 3\alpha}^{-a} \Sigma_{3\alpha 2\downarrow}^a \right] d^4 X_3, \quad (\text{B8})$$

where X and X' are defined by

$$X = \frac{1}{2}(X_1 + X_2), \quad X' = X_1 - X_2. \quad (\text{B9})$$

We will be interested in departures from equilibrium which are (i) sufficiently small so that the equations can be linearized and (ii) slowly varying as functions of X so that only leading terms in the gradient expansion are required. The first approximation implies that only one of the internal lines in any diagram contributing to $\Sigma_{1\uparrow 2\downarrow}^{ab}$ or $G_{1\uparrow 2\downarrow}^{ab}$ may contain the transverse Green's function $G_{3\uparrow 4\downarrow}^{ab}$; by symmetry, the departures of the diagonal functions $G_{1\uparrow 2\uparrow}^{ab}$, $G_{1\downarrow 2\downarrow}^{ab}$, $\Sigma_{1\uparrow 2\uparrow}^{ab}$ and $\Sigma_{1\downarrow 2\downarrow}^{ab}$ from their equilibrium form are already quadratic in $G_{3\uparrow 4\downarrow}^{ab}$ resulting in the decoupling of the transverse and longitudinal Boltzmann equations in the linearized limit. The second approximation requires that, in the rotating frame, the characteristic scales of variation of $G_{3\uparrow 4\downarrow}^{ab}$ as a function of X should be large compared to all microscopic scales in the system:

$$\Delta L \gg \frac{1}{p_\downarrow}, \quad \Delta t \gg \frac{m}{p_\downarrow^2}, \quad \Delta L \gg \frac{1}{p_\uparrow - p_\downarrow}, \quad \Delta t \gg \frac{1}{H}. \quad (\text{B10})$$

The separation of scales discussed above is implemented as usual by first transforming all quantities into the rotating frame and then performing the gradient expansion in the Wigner transform. The latter is defined as the Fourier transform with respect to the relative coordinate, X' (here $F(X_1, X_2)$ is an arbitrary function):

$$\begin{aligned}
F(X_1, X_2) &= \int e^{-iP \cdot X'} F(X, P) \frac{d^4 P}{(2\pi)^4} , , \\
F(X, P) &= \int e^{iP \cdot X'} F\left(X + \frac{1}{2}X', X - \frac{1}{2}X'\right) d^4 X' , \\
P &= (\omega, \vec{p}) , \quad P \cdot X' = \omega t' - \vec{p} \vec{r}' .
\end{aligned} \tag{B11}$$

In transforming into the rotating frame all transverse self energies and Green's functions acquire Larmor precession phase factors,

$$G_{1\uparrow 2\downarrow}^{ab} = e^{iHt} \tilde{G}_{1\uparrow 2\downarrow}^{ab} , \quad \Sigma_{1\uparrow 2\downarrow}^{ab} = e^{iHt} \tilde{\Sigma}_{1\uparrow 2\downarrow}^{ab} . \tag{B12}$$

For example, for the mixed Fourier transform (only time arguments are shown) of a term \mathcal{K} containing $G_{1\uparrow 2\downarrow}^{ab}$,

$$\mathcal{K}(t_1, t_2) = \int \mathcal{F}(t_1 - t_3, t_3 - t_4, t_4 - t_2) G_{3\uparrow 4\downarrow}^{ab} dt_3 dt_4$$

one obtains,

$$\begin{aligned}
\mathcal{K}(\omega, t) &= e^{iHt} \tilde{\mathcal{K}}(\omega, t) = \\
&= e^{iHt} \int \mathcal{F}\left(\omega - \frac{1}{2}H, \omega - \omega', \omega + \frac{1}{2}H\right) \tilde{G}_{\uparrow\downarrow}^{ab}(\omega', t) \frac{d\omega'}{2\pi} .
\end{aligned} \tag{B13}$$

For the purposes of deriving the kinetic equations, the rotating frame function , $\tilde{\mathcal{K}}(\omega, t)$, will then be treated as a slowly varying in the center-of-mass time variable, t .

With the help of Eqns. (B11–B13) the kinetic equation (B8) can be rewritten as:

$$\begin{aligned}
\left(\frac{\partial}{\partial t} + \frac{\vec{p}}{m} \frac{\partial}{\partial \vec{r}}\right) \left(-i\tilde{G}_{\uparrow\downarrow}^{-+}(X, P)\right) &= - \left[\Sigma_{\uparrow\uparrow}^{-a}(P_-) \tilde{G}_{\uparrow\downarrow}^{a+}(X, P) + \right. \\
&\left. + \tilde{\Sigma}_{\uparrow\downarrow}^{-a}(X, P) G_{\downarrow\downarrow}^{a+}(P_+) + G_{\uparrow\uparrow}^{-a}(P_-) \tilde{\Sigma}_{\uparrow\downarrow}^{a+}(X, P) + \tilde{G}_{\uparrow\downarrow}^{-a}(X, P) \Sigma_{\downarrow\downarrow}^{a+}(P_+) \right] ,
\end{aligned} \tag{B14}$$

where $P_{\pm} = (\omega \pm \frac{1}{2}H, \vec{p})$. Note that in Eqn. (B14), the dependence on X only appears in the transverse Green functions and self-energies as expected in the linearized limit.

The various self-energies on the right hand side of Eqn. (B14) are related to the T -matrices as shown in Fig. 7; since both ends of the interaction line bear the same sign (+ or -), there are only four kinds of the T -matrices involved (T^{--} , T^{-+} , T^{+-} and T^{++} , see Fig. 7). All T -matrices are determined by Bethe-Salpeter equations which, to lowest order

in the transverse Green functions, conserve the spin of each of the incoming particles. It is convenient to rewrite the corresponding integral equations by separating out the T-matrices involving independent propagation on each of the Keldysh contours, T_0^{--} and T_0^{++} ; the full T^{ab} -matrix is then obtained by connecting factors of T_0^{--} and T_0^{++} by the appropriate G^{-+} or G^{+-} insertions (see Fig. 8).

Thus T_0^{--} and T_0^{++} are determined by the Bethe-Salpeter equations with no G^{-+} or G^{+-} intermediate lines. It is easy to see that, for $T = 0$,

$$T_0^{--}(\vec{p}_1, \vec{p}_2; (s_0, \vec{s})) = T(\vec{p}_1, \vec{p}_2; (s_0, \vec{s})), \quad (\text{B15})$$

where $T(\vec{p}_1, \vec{p}_2; (s_0, \vec{s}))$ is the usual equilibrium T -matrix calculated in Appendix A (see Eqn. (A3)); while at $T \neq 0$ we have:

$$\begin{aligned} T_0^{--}(\vec{p}_1, \vec{p}_2; (s_0, \vec{s})) &= -\frac{4\pi a}{m} - \left(\frac{4\pi a}{m}\right)^2 \times \\ &\times \int \mathcal{P} \left[\frac{\mathcal{N}^{\uparrow\downarrow}(\vec{k})}{2s_0 - s^2/m + 2\mu - k^2/m} - \frac{m}{p_2^2 - k^2} \right] \frac{d^3k}{(2\pi)^3} + \\ &+ i\pi \left(\frac{4\pi a}{m}\right)^2 \int \delta\left(2s_0 - \frac{s^2}{m} + 2\mu - \frac{k^2}{m}\right) \left(\mathcal{N}^{\uparrow\downarrow}(\vec{k}) + 2n_{\vec{s}+\vec{k}}^\uparrow n_{\vec{s}-\vec{k}}^\downarrow\right) \frac{d^3k}{(2\pi)^3} \end{aligned} \quad (\text{B16})$$

(see Equation (A2)). Similarly,

$$T_0^{++}(\vec{p}_1, \vec{p}_2; (s_0, \vec{s})) = -\left(T_0^{--}(\vec{p}_1, \vec{p}_2; (s_0, \vec{s}))\right)^*. \quad (\text{B17})$$

We note that the $(-+)$ insertions cannot modify the physical scattering length² and thus, as can be seen from Fig. 8 *b*, to second order in $(N^{1/3}a)$, the T-matrices T^{--} and T^{++} are determined by the first term,

$$\begin{aligned} T^{--}(\vec{p}_1, \vec{p}_2; (s_0, \vec{s})) &= T_0^{--}(\vec{p}_1, \vec{p}_2; (s_0, \vec{s})), \\ T^{++}(\vec{p}_1, \vec{p}_2; (s_0, \vec{s})) &= -\left(T_0^{--}(\vec{p}_1, \vec{p}_2; (s_0, \vec{s}))\right)^*. \end{aligned}$$

²Formally this follows from the fact that the integrals over energy and momentum in a ‘‘bubble’’ composed of two $(-+)$ Green’s functions are convergent.

Similarly, to second order in the scattering length, T^{-+} is determined by the first diagram in Fig. 8 *b*, proportional to an integral of $T_0^{--}G_{\downarrow\downarrow}^{-+}G_{\uparrow\uparrow}^{-+}T_0^{++}$.

Finally, the self-energies required in the derivation of the kinetic equations can now be calculated from Fig. 7. For example, the real and imaginary parts of the on-shell self-energies (Fig. 7) $\Sigma_{\uparrow\uparrow}^{--}(\epsilon_{\uparrow}(\vec{p}), \vec{p})$ are given by Eqns. (A7) and (A8) (see Eqn. (B16)); similar equations hold for $\Sigma_{\downarrow\downarrow}^{--}(\epsilon_{\uparrow}(\vec{p}), \vec{p})$. Moreover,

$$\Sigma_{\uparrow\uparrow}^{++}(P) = -\left(\Sigma_{\uparrow\uparrow}^{--}(P)\right)^* , \quad \Sigma_{\downarrow\downarrow}^{++}(P) = -\left(\Sigma_{\downarrow\downarrow}^{--}(P)\right)^* . \quad (\text{B18})$$

We are now in the position to reexpress (B14) as a kinetic equation for the transverse component of the density matrix (in the rotating frame),

$$n_{\uparrow\downarrow}(t, \vec{r}, \vec{p}) = -i \int \tilde{G}_{\uparrow\downarrow}^{-+}(X, P) \frac{d\omega}{2\pi} . \quad (\text{B19})$$

We first note that the expansion of the off-diagonal self energies $\Sigma_{\alpha\beta}^{-+}$ in powers of $N^{1/3}a$ starts with the terms proportional to $(N^{1/3}a)^2$ (see Figs. 7–8). In the diagonal self-energies, $\Sigma_{\alpha\beta}^{--}$ and $\Sigma_{\alpha\beta}^{++}$, we separate the first-order contributions,

$$\begin{aligned} \Sigma_{\uparrow\uparrow}^{(1)--}(P) &= \frac{4\pi a}{m} N_{\downarrow} , & \Sigma_{\downarrow\downarrow}^{(1)++}(P) &= -\frac{4\pi a}{m} N_{\uparrow} , \\ \tilde{\Sigma}_{\uparrow\downarrow}^{(1)--}(X, P) &= -\tilde{\Sigma}_{\uparrow\downarrow}^{(1)++}(X, P) = \frac{4\pi a}{m} \int n_{\uparrow\downarrow}(t, \vec{r}, \vec{p}') \frac{d^3 p'}{(2\pi)^3} , \end{aligned} \quad (\text{B20})$$

and move the corresponding terms in Eqn. (B14). to the l. h. s.. Expanding the Green's functions $G_{\downarrow\downarrow}^{-+}$ and $G_{\uparrow\uparrow}^{-+}$ with the help of Dyson's equation (B6) and Eqn. (B20), we find, to linear order in $n_{\uparrow\downarrow}(t, \vec{r}, \vec{p})$:

$$\begin{aligned} \tilde{\Sigma}_{\uparrow\downarrow}^{(1)--}(X, P)G_{\downarrow\downarrow}^{-+}(P_+) + G_{\uparrow\uparrow}^{-+}(P_-)\tilde{\Sigma}_{\uparrow\downarrow}^{(1)++}(X, P) &= \\ = \frac{8\pi^2 a}{m} i\delta(\omega - \epsilon(\vec{p}) + \mu)(n_{\vec{p}}^{\uparrow} - n_{\vec{p}}^{\downarrow}) \int n_{\uparrow\downarrow}(t, \vec{r}, \vec{p}') \frac{d^3 p'}{(2\pi)^3} + \mathcal{O}(Na^3) . \end{aligned} \quad (\text{B21})$$

Here we also used the following formulae for the non-interacting longitudinal Green's functions:

$$G_{\uparrow\uparrow}^{(0)--}(P_-) = -\left(G_{\uparrow\uparrow}^{(0)++}(P_-)\right)^* = \mathcal{P} \frac{1}{\omega - \frac{p^2}{2m} + \mu} + i\pi(2n_{\vec{p}}^{\uparrow} - 1)\delta\left(\omega - \frac{p^2}{2m} + \mu\right) ,$$

$$\begin{aligned}
G_{\uparrow\uparrow}^{(0)+-}(P_-) &= -2\pi i(1 - n_{\vec{p}}^\uparrow)\delta(\omega - \frac{p^2}{2m} + \mu), \\
G_{\uparrow\uparrow}^{(0)-+}(P_-) &= 2\pi i n_{\vec{p}}^\uparrow \delta(\omega - \frac{p^2}{2m} + \mu),
\end{aligned} \tag{B22}$$

and similarly for the $\downarrow\downarrow$ components, in which case P_- is replaced by P_+ . Keeping the terms of up to the second power of ap_F , we thus re-write Eqn. (B14) as

$$\begin{aligned}
&\left(\frac{\partial}{\partial t} + \frac{\vec{p}}{m} \frac{\partial}{\partial \vec{r}}\right) \left(-i\tilde{G}_{\uparrow\downarrow}^{-+}(X, P)\right) + \frac{8\pi^2 a}{m} i \delta(\omega - \epsilon(\vec{p}) + \mu) (n_{\vec{p}}^\uparrow - n_{\vec{p}}^\downarrow) \int n_{\uparrow\downarrow}(t, \vec{r}, \vec{p}') \frac{d^3 p'}{(2\pi)^3} + \\
&+\Sigma_{\uparrow\uparrow}^{(1) --}(P_-)\tilde{G}_{\uparrow\downarrow}^{-+}(X, P) + \tilde{G}_{\uparrow\downarrow}^{-+}(X, P)\Sigma_{\downarrow\downarrow}^{(1) ++}(P_+) = -\left[\Sigma_{\uparrow\uparrow}^{(2) -a}(P_-)\tilde{G}_{\uparrow\downarrow}^{(0)a+}(X, P) + \right. \\
&\left. +\tilde{\Sigma}_{\uparrow\downarrow}^{(2) -a}(X, P)G_{\downarrow\downarrow}^{(0)a+}(P_+) + G_{\uparrow\uparrow}^{(0) -a}(P_-)\tilde{\Sigma}_{\uparrow\downarrow}^{(2)a+}(X, P) + \tilde{G}_{\uparrow\downarrow}^{(0) -a}(X, P)\Sigma_{\downarrow\downarrow}^{(2)a+}(P_+)\right],
\end{aligned} \tag{B23}$$

where to the leading order in interaction we can replace the transverse Green's functions on the r. h. s. with

$$\begin{aligned}
\tilde{G}_{\uparrow\downarrow}^{(0) -+}(X, P) &= \tilde{G}_{\uparrow\downarrow}^{(0) +-}(X, P) = \tilde{G}_{\uparrow\downarrow}^{(0) ++}(X, P) = \tilde{G}_{\uparrow\downarrow}^{(0) --}(X, P) = \\
&= 2\pi i n_{\uparrow\downarrow}(t, \vec{r}, \vec{p}) \delta(\omega - \frac{p^2}{2m} + \mu).
\end{aligned} \tag{B24}$$

Finally, using also Eqns. (B20) and (B22), we find upon integrating Eqn. (B23) over ω :

$$\begin{aligned}
&\left(\frac{\partial}{\partial t} + \frac{\vec{p}}{m} \frac{\partial}{\partial \vec{r}}\right) n_{\uparrow\downarrow}(t, \vec{r}, \vec{p}) + \frac{4\pi a}{m} i \int n_{\uparrow\downarrow}(t, \vec{r}, \vec{p}') \frac{d^3 p'}{(2\pi)^3} (n_{\vec{p}}^\uparrow - n_{\vec{p}}^\downarrow) - \\
&-\frac{4\pi a}{m} i (N_\uparrow - N_\downarrow) n_{\uparrow\downarrow}(t, \vec{r}, \vec{p}) = -I_d[n_{\uparrow\downarrow}(t, \vec{r}, \vec{p})] - I_e[n_{\uparrow\downarrow}(t, \vec{r}, \vec{p})].
\end{aligned} \tag{B25}$$

Above, $I_d[n_{\uparrow\downarrow}(t, \vec{r}, \vec{p})]$ and $I_e[n_{\uparrow\downarrow}(t, \vec{r}, \vec{p})]$ are the direct and exchange contributions to the collision integral, respectively:

$$\begin{aligned}
I_d[n_{\uparrow\downarrow}(t, \vec{r}, \vec{p})] &= i \left\{ \Sigma_{\uparrow\uparrow}^{-+}(\epsilon_\uparrow(\vec{p}), \vec{p}) + \Sigma_{\uparrow\uparrow}^{(2) --}(\epsilon_\uparrow(\vec{p}), \vec{p}) + \right. \\
&\left. + \Sigma_{\downarrow\downarrow}^{(2) ++}(\epsilon_\downarrow(\vec{p}), \vec{p}) + \Sigma_{\downarrow\downarrow}^{-+}(\epsilon_\downarrow(\vec{p}), \vec{p}) \right\} n_{\uparrow\downarrow}(t, \vec{r}, \vec{p})
\end{aligned} \tag{B26}$$

and

$$\begin{aligned}
I_e[n_{\uparrow\downarrow}(t, \vec{r}, \vec{p})] &= i\tilde{\Sigma}_{\uparrow\downarrow}^{-+}(X; \frac{p^2}{2m} - \mu, \vec{p})(n_{\vec{p}}^\uparrow + n_{\vec{p}}^\downarrow - 1) + \\
&+ i\tilde{\Sigma}_{\uparrow\downarrow}^{(2) --}(X; \frac{p^2}{2m} - \mu, \vec{p})n_{\vec{p}}^\downarrow + i\tilde{\Sigma}_{\uparrow\downarrow}^{(2) ++}(X; \frac{p^2}{2m} - \mu, \vec{p})n_{\vec{p}}^\uparrow,
\end{aligned} \tag{B27}$$

where the superscript (2) again implies that only the quadratic terms in a should be included in the corresponding self-energies (we have used the notation (A4)).

Equations (B25–B27) are valid at any temperature; at $T \rightarrow 0$, the kinetic equation can be simplified further by assuming that

$$n_{\uparrow\downarrow}(t, \vec{r}, \vec{p}) = 0, \quad p < p_{\downarrow} \text{ or } p > p_{\uparrow}, \quad (\text{B28})$$

This ansatz is consistent with the linearized equation: to see this, first note that Eqns. (B22), (B24), and (B28) together with energy conservation in the corresponding diagrams of Figs. 7, 8 *b* imply

$$\begin{aligned} \tilde{\Sigma}_{\uparrow\downarrow}^{-+}\left(\frac{p^2}{2m} - \mu, \vec{p}\right) &= 0, \quad p > p_{\uparrow}, \\ \tilde{\Sigma}_{\uparrow\downarrow}^{+-}\left(\frac{p^2}{2m} - \mu, \vec{p}\right) &= 0, \quad p < p_{\downarrow}. \end{aligned} \quad (\text{B29})$$

From the transverse component of the self-energy identity [29],

$$\Sigma_{1\alpha 2\beta}^{++} + \Sigma_{1\alpha 2\beta}^{--} + \Sigma_{1\alpha 2\beta}^{-+} + \Sigma_{1\alpha 2\beta}^{+-} = 0 \quad (\text{B30})$$

it then follows that the exchange contribution to the collision integral (B27) indeed vanishes outside of the intermediate region, $p_{\downarrow} < p < p_{\uparrow}$ (the direct term already vanishes by (B28)).

Similarly, in the case of longitudinal self energies, energy conservation yields:

$$\begin{aligned} \Sigma_{\uparrow\uparrow}^{-+}(\epsilon_{\uparrow}(\vec{p}), \vec{p}) &= 0, \quad p > p_{\uparrow}; \quad \Sigma_{\downarrow\downarrow}^{-+}(\epsilon_{\downarrow}(\vec{p}), \vec{p}) = 0, \quad p > p_{\downarrow}; \\ \Sigma_{\uparrow\uparrow}^{+-}(\epsilon_{\uparrow}(\vec{p}), \vec{p}) &= 0, \quad p < p_{\uparrow}; \quad \Sigma_{\downarrow\downarrow}^{+-}(\epsilon_{\downarrow}(\vec{p}), \vec{p}) = 0, \quad p < p_{\downarrow} \end{aligned}$$

which, with the help of (B30) and (B18) lead to:

$$\begin{aligned} \Sigma_{\uparrow\uparrow}^{-+}(\epsilon_{\uparrow}(\vec{p}), \vec{p}) &= -2i\text{Im}\Sigma_{\uparrow\uparrow}(\epsilon_{\uparrow}(\vec{p}), \vec{p}), \quad p < p_{\uparrow}; \\ \Sigma_{\downarrow\downarrow}^{-+}(\epsilon_{\downarrow}(\vec{p}), \vec{p}) &= -2i\text{Im}\Sigma_{\downarrow\downarrow}(\epsilon_{\downarrow}(\vec{p}), \vec{p}), \quad p < p_{\downarrow}. \end{aligned} \quad (\text{B31})$$

Equations (B29–B31) then enable us to re-write the Boltzmann equation at $T \rightarrow 0$ in the form (4).

The finite temperature Boltzmann equation is derived by substituting the explicit expressions,

$$\begin{aligned}
\tilde{\Sigma}_{\uparrow\downarrow}^{(2)++} \left(t, \vec{r}; \frac{p^2}{2m} - \mu, \vec{p} \right) &= -\frac{(8\pi a)^2}{m} \int \left\{ \mathcal{P} \frac{n_{\vec{s}+\vec{k}}^\uparrow + n_{\vec{s}-\vec{k}}^\downarrow}{(\vec{p} - \vec{p}')^2 - 4k^2} \right. \\
&\quad \left. - \pi i \left[1 - n_{\vec{s}+\vec{k}}^\uparrow - n_{\vec{s}-\vec{k}}^\downarrow + 2n_{\vec{s}+\vec{k}}^\uparrow n_{\vec{s}-\vec{k}}^\downarrow \right] \delta \left((\vec{p} - \vec{p}')^2 - 4k^2 \right) \right\} n_{\uparrow\downarrow}(t, \vec{r}, \vec{p}') \frac{d^3 k d^3 p'}{(2\pi)^6}, \\
\Sigma_{\uparrow\uparrow}^{-+}(\epsilon_\uparrow(\vec{p}), \vec{p}) &= 2\pi i \frac{(4\pi a)^2}{m} \int n_{\vec{s}-\vec{k}}^\downarrow n_{\vec{s}+\vec{k}}^\uparrow (n_{\vec{p}'}^\downarrow - 1) \delta \left(\frac{1}{4}(\vec{p} - \vec{p}')^2 - k^2 \right) \frac{d^3 k d^3 p'}{(2\pi)^6}, \\
\Sigma_{\downarrow\downarrow}^{-+}(\epsilon_\downarrow(\vec{p}), \vec{p}) &= 2\pi i \frac{(4\pi a)^2}{m} \int n_{\vec{s}-\vec{k}}^\downarrow n_{\vec{s}+\vec{k}}^\uparrow (n_{\vec{p}'}^\uparrow - 1) \delta \left(\frac{1}{4}(\vec{p} - \vec{p}')^2 - k^2 \right) \frac{d^3 k d^3 p'}{(2\pi)^6}
\end{aligned} \tag{B32}$$

into (B25–B27) (here and below $\vec{s} = (\vec{p} + \vec{p}')/2$) to obtain the equation valid at any temperature and magnetic field in the dilute s-wave limit:

$$\begin{aligned}
\left(\frac{\partial}{\partial t} + \frac{\vec{p}}{m} \frac{\partial}{\partial \vec{r}} \right) n_{\uparrow\downarrow}(t, \vec{r}, \vec{p}) &= n_{\uparrow\downarrow}(t, \vec{r}, \vec{p}) \times \\
&\times \int \left\{ i \left[\frac{4\pi a}{m} - B(\vec{p}, \vec{p}') \right] (n_{\vec{p}'}^\uparrow - n_{\vec{p}'}^\downarrow) - A(\vec{p}, \vec{p}') \right\} \frac{d^3 p'}{(2\pi)^3} - \\
&- \int \left\{ i \left[\frac{4\pi a}{m} - B(\vec{p}', \vec{p}) \right] (n_{\vec{p}}^\uparrow - n_{\vec{p}}^\downarrow) - A(\vec{p}', \vec{p}) \right\} n_{\uparrow\downarrow}(t, \vec{r}, \vec{p}') \frac{d^3 p'}{(2\pi)^3}.
\end{aligned} \tag{B33}$$

Here

$$A(\vec{p}, \vec{p}') = \frac{\pi(4\pi a)^2}{m} \int \left[2n_{\vec{s}+\vec{k}}^\uparrow n_{\vec{s}-\vec{k}}^\downarrow + (n_{\vec{p}'}^\uparrow + n_{\vec{p}'}^\downarrow) \mathcal{N}^{\uparrow\downarrow}(\vec{k}) \right] \delta \left(\frac{1}{4}(\vec{p} - \vec{p}')^2 - k^2 \right) \frac{d^3 k}{(2\pi)^3} \tag{B34}$$

and

$$B(\vec{p}, \vec{p}') = \frac{(8\pi a)^2}{m} \int \mathcal{P} \frac{n_{\vec{s}+\vec{k}}^\uparrow + n_{\vec{s}-\vec{k}}^\downarrow}{(\vec{p} - \vec{p}')^2 - 4k^2} \frac{d^3 k}{(2\pi)^3}. \tag{B35}$$

We note that Eqns. (B33–B35) are in complete agreement with the appropriate limit (see inequalities (B10) above) of the kinetic equation of Ref. [30]³. Upon integration of Eqn.

³The origins of the difference in numerical factors between Eqns. (B33–B35) and the results of Ref. [25] (which contains another derivation of Boltzmann equation within Keldysh formalism) are unknown to us.

(B33) over the momentum space the two terms on the r. h. s. (“direct” and “exchange” terms) cancel each other, and, according to Eqns. (6–7), we are left as expected with the continuity equation (16).

Elementary integration in Eqn. (B34) leads to the following expression for $A(\vec{p}, \vec{p}')$:

$$\begin{aligned} \frac{A(\vec{p}, \vec{p}')}{2\pi a^2 T} &= \frac{2}{s} \cdot \frac{1}{1 - \exp(2w)} \left[\ln \frac{1 + \exp(su - w + h)}{1 + \exp(-su - w + h)} - \right. \\ &\quad \left. - \ln \frac{1 + \exp(su + w + h)}{1 + \exp(-su + w + h)} \right] + \\ &\quad + (n_{\vec{p}'}^{\uparrow} + n_{\vec{p}'}^{\downarrow}) \left(2u - \frac{1}{s} \left[\ln \frac{1 + \exp(su - w + h)}{1 + \exp(-su - w + h)} + \ln \frac{1 + \exp(su - w - h)}{1 + \exp(-su - w - h)} \right] \right), \end{aligned} \quad (\text{B36})$$

where we use the following notation:

$$u = \frac{|\vec{p} - \vec{p}'|}{2mT}, \quad w = \frac{(p^2 + p'^2) - 4m\mu}{4mT}, \quad h = \frac{H}{2T}.$$

In the limit of low temperatures and small polarizations, when $T, H \ll \mu$, only the electrons from the vicinity of the Fermi spheres may participate in the scattering. Therefore, in the expression (B36) we may assume that $p \approx p' \approx (2m\mu)^{1/2}$ and $w \lesssim \max(T, H)/T$. Moreover, it is easy to check that the contribution of backward and forward scattering regions (where the product su may be arbitrarily small) is negligible, so one can also assume that $suT \gg \max(T, H)$.

With this assumptions, we obtain Eqn. (33) for $A(\vec{p}, \vec{p}')$. The quantity $B(\vec{p}, \vec{p}')$ at $T, H \ll \mu$ is given by Eqn. (34).

REFERENCES

- [1] A. J. Leggett and M. J. Rice, Phys. Rev. Lett. **20**, 586 (1968) and **21**, 506(E) (1968); A. J. Leggett, J. Phys. **C3**, 448 (1970).
- [2] A. G. Aronov, JETP **46**, 301 (1977); E. P. Bashkin, JETP Lett. **33**, 8 (1981); C. Lhuillier and F. Laloë, J. Phys. (Paris) **43**, 197 (1982); **43**, 225 (1982); L. P. Lévy and A. E. Ruckenstein, Phys. Rev. Lett. **52**,1512 (1984); **55**, 1427 (1985);A. E. Ruckenstein and L. P. Lévy, Phys. Rev. **B39**, 183 (1989).
- [3] K. S. Bedell and C. Sanchez-Castro, Phys. Rev. Lett. **57**, 854 (1986).
- [4] A. E. Meyerovich, Phys. Lett. **A107**, 177 (1985).
- [5] A. A. Abrikosov, I. M. Khalatnikov, Rept. Progr. Phys. **22**, 329 (1959).
- [6] L-J. Wei, N. Kalechofsky and D. Candela, Phys. Rev. Lett. **71**, 879 (1993).
- [7] J. W. Jeon and W. J. Mullin, Phys. Rev. Lett. **62**, 2691 (1989).
- [8] A. E. Meyerovich and K. A. Musaelian, Phys. Rev. **B47**, 2897 (1992); J. Low Temp. Phys. **94**, 249, (1994).
- [9] W. J. Mullin and J. W. Jeon, J. Low Temp. Phys. **88**, 433 (1992).
- [10] A. E. Meyerovich and K. A. Musaelian, J. Low Temp. Phys. **95**, 789 (1994), ; Phys. Rev. Lett., **72**, 1710 (1994).
- [11] A. Pal and P. Bhattacharyya, J. Low Temp. Phys. **51**, 265 (1983);
- [12] K. S. Bedell and D. E. Meltzer, Phys. Rev. **B33**, 4543 (1986) and **B34**, 3475(E) (1986).
- [13] D. I. Golosov and A. E. Ruckenstein, Phys. Rev. Lett. **74**, 1613 (1995).
- [14] I. A. Fomin, JETP Lett. **65**, 749 (1997).
- [15] D. I. Golosov, Ph. D. thesis, Rutgers University, New Jersey, U. S. A. (1997).

- [16] J. H. Ager, A. Child, R. König, J. R. Owers-Bradley, and R. M. Bowley, *J. Low Temp. Phys.* **99**, 683 (1995).
- [17] D. Candela, D. R. McAllaster and L-J. Wei, *Phys. Rev.* **B44**, 7510 (1991).
- [18] G. Nunes, Jr., C. Jin, D. L. Hawthorne, A. M. Putnam and D. M. Lee, *Phys. Rev.* **B46**, 9082 (1992).
- [19] J. R. Owers-Bradley, D. Wightman, R. M. Bowley and A. Bedford, *Physica* **B165&166**, 729 (1990).
- [20] A. E. Meyerovich, *in: Helium Three*, W. P. Halperin and L. P. Pitaevskii, eds. (North-Holland, Amsterdam, 1990), p. 757; A. E. Meyerovich, *in: Progress in Low Temperature Physics*, vol. 11, ed. D. F. Brewer (North-Holland, Amsterdam, 1987) p.1.
- [21] The variational bounds were obtained by varying the relaxation time functional $\tau_{\perp}[W(p)]$ (defined as in Eqn. (48) of Sect. III), over real functions $W(p)$ such that $W(p) > 0$ for $p_{\downarrow} < p < p_{\uparrow}$ and $W(p) \equiv 0$ otherwise.
- [22] In Equation (50) we have corrected the misprint of Ref. [13] (equation (10)).
- [23] W. J. Mullin and K. Miyake, *J. Low Temp. Phys.* **53**, 313 (1983).
- [24] G. A. Brooker and J. Sykes, *Phys. Rev. Lett.* **21**, 279 (1968); J. Sykes and G. A. Brooker, *Ann. Phys.* **56**,1 (1970).
- [25] A. E. Meyerovich, S. Stepaniants, and F. Laloë, *Phys. Rev.* **B52**, 6808 (1995).
- [26] V. M. Galitskii, *Sov. Phys.–JETP* **7**, 104 (1958).
- [27] E. M. Lifshitz and L. P. Pitaevskii, *Statistical Physics, Part 2* [Landau and Lifshitz, *Theoretical Physics*, v. IX] (Pergamon, New York, 1980).
- [28] R. Sartor and C. Mahaux, *Phys. Rev.* **C21**, 1546 (1980).
- [29] E. M. Lifshitz and L. P. Pitaevskii, *Physical Kinetics* [Landau and Lifshitz, *Theoretical*

Physics, v. X] (Pergamon, New York, 1981) .

[30] J. W. Jeon and W. J. Mullin, J. Phys. (Paris) **49**, 1691 (1988).

FIGURES

FIG. 1. The upper and lower bounds of the relaxation time functional τ_{\perp} as functions of $d = p_{\downarrow}/p_{\uparrow}$. Solid lines correspond to the functions $a^2 p_{\uparrow}^4 \tau_{\perp}^{\pm}(d)/m$. The dashed line represents the diffusion time τ_D (see Eqn. (29)).

FIG. 2. Spin diffusion coefficient in the high-field region $H \gtrsim T$. The transverse spin diffusion coefficient D_{\perp} (Eqn. (49)), the longitudinal coefficient D_{\parallel} , and the simple fit [6,10] $(1/D_{\perp}^{(0)} + 1/D_{\parallel})^{-1}$ (Eqn. (55)) for D_{\perp} ($D_{\perp}^{(0)} = 3\pi v_F^2/8ma^2H^2$ is the limiting value of D_{\perp} at $T \rightarrow 0$) are represented by the solid, dashed and dotted lines, respectively.

FIG. 3. The crossover at $T \sim T_c = \sqrt{H\epsilon_F/ap_F}$ (i. e. $\zeta \sim 1$). Fig. 3 *a* shows the ratio D_{\perp}/D_{\parallel} . The spin-rotation parameter ξ is plotted in Fig. 3 *b*.

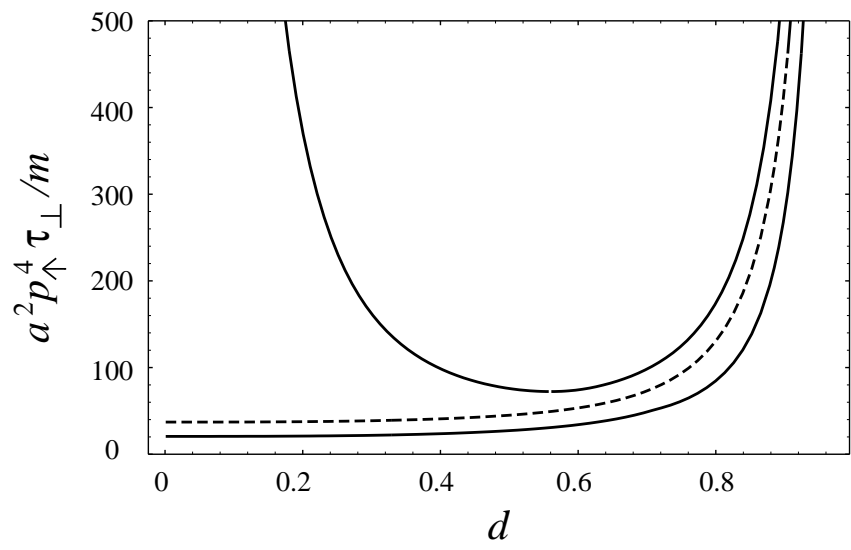
FIG. 4. The functions $f(p)$ that solve the steady-state equation (43) in the isotropic limit $\zeta \ll 1$ (solid line) and in the intermediate regime, $\zeta \gg 1$ and $H \ll T$ (dashed line) at the same temperature T .

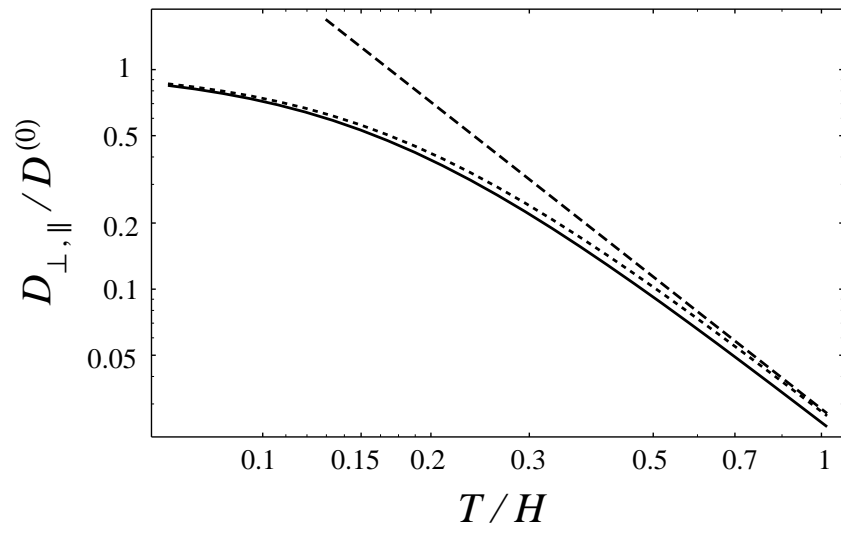
FIG. 5. The low-field behaviour of the spin-rotation parameter ξ in the concentrated ${}^3\text{He}$ - ${}^4\text{He}$ mixture. The points represent the experimental data of Reference [19], the dashed line – the T^{-2} fit for the behaviour of ξ below the crossover, and the solid line is our theoretical result for the s -wave approximation (with the values of T and ξ scaled by appropriate factors). Note, that the latter is *not* a straight line.

FIG. 6. The diagrams for the self-energies $\Sigma_{\uparrow\uparrow}(\vec{p})$ and $\Sigma_{\downarrow\downarrow}(\vec{p})$.

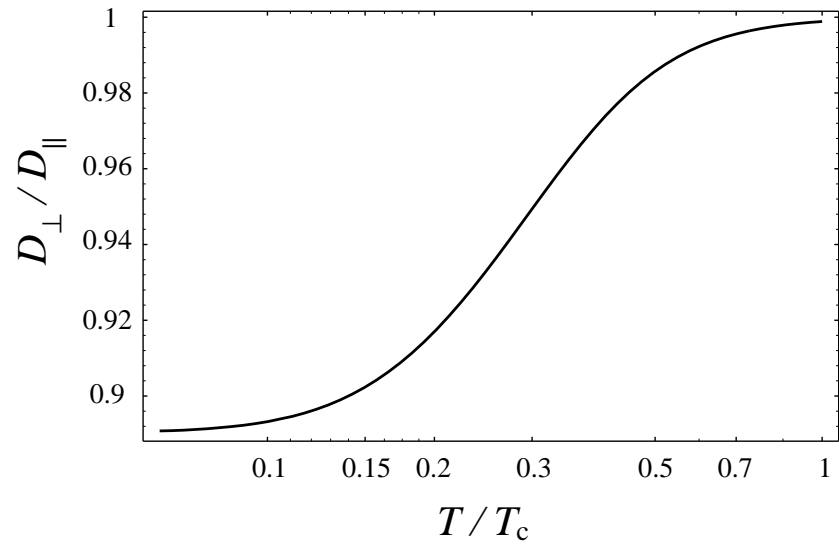
FIG. 7. The T -matrix $T^{ab}(\vec{p}_1, \vec{p}_2; (s_0, \vec{s}))$ and the diagrams for the self energies $\Sigma_{\uparrow\uparrow}^{ab}$, $\Sigma_{\downarrow\downarrow}^{ab}$ and $\Sigma_{\uparrow\downarrow}^{ab}$ in the Keldysh technique; the indices a and b may take the values $+$ or $-$.

FIG. 8. (a). Bethe – Salpeter equations for the auxiliary T -matrices T_0^{--} and T_0^{++} . (b). The diagrammatic series for the T -matrices T^{--} and T^{-+} . The series for T^{++} and T^{+-} can be drawn in a similar way. Within the second order in $N^{1/3}a$ only the first terms in these diagrammatic series should actually be taken into account.

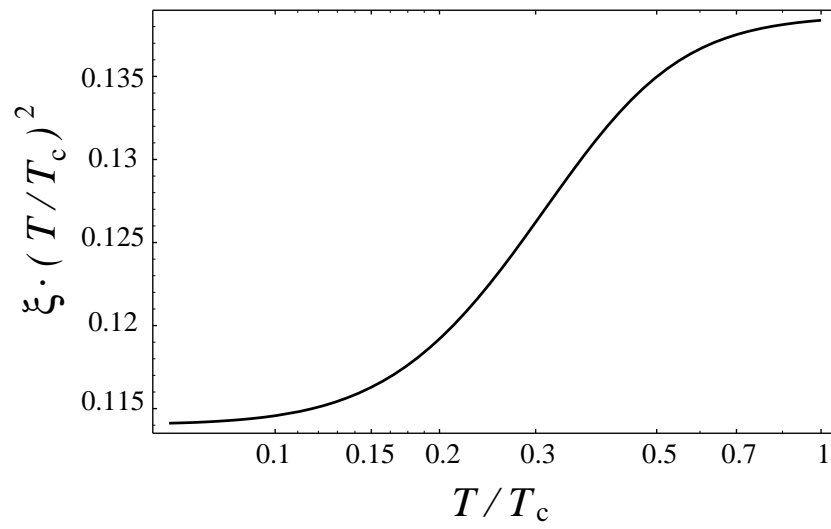


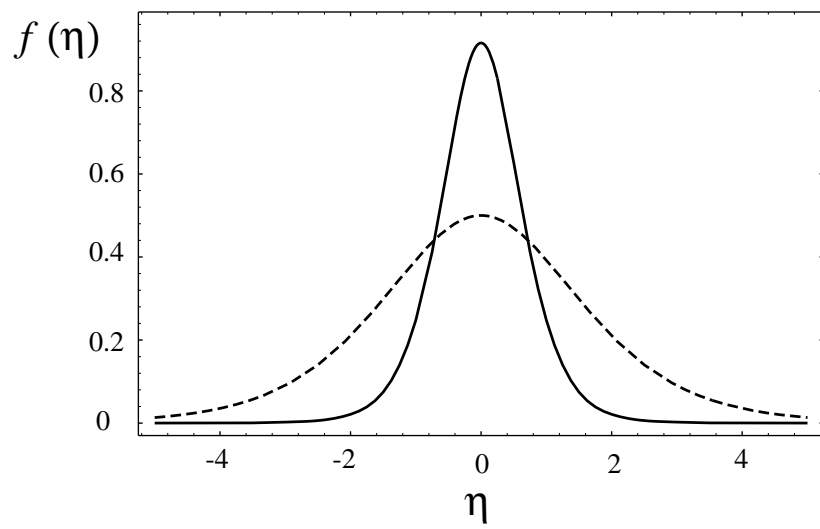


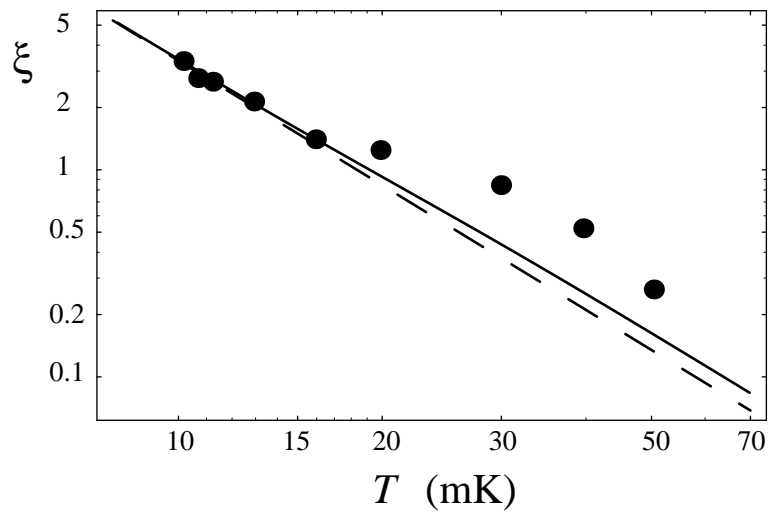
(a)

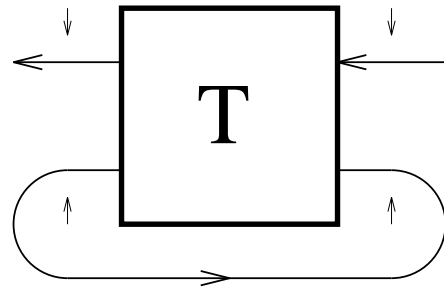
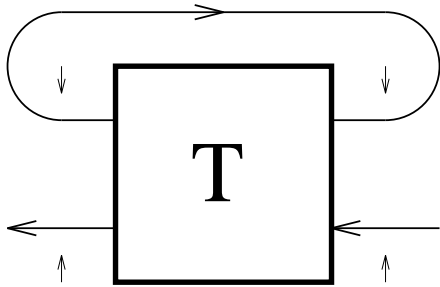


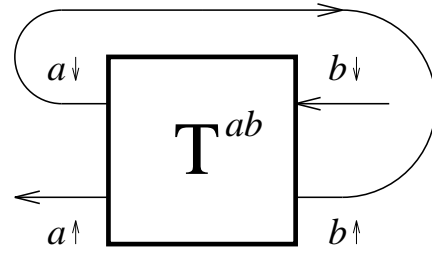
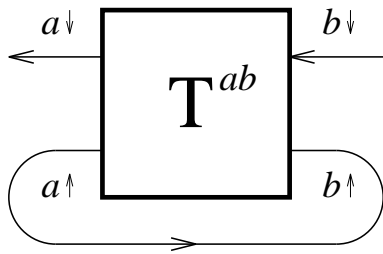
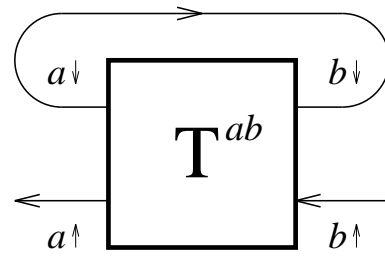
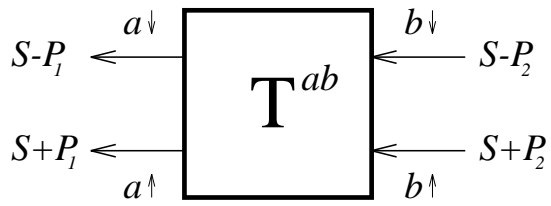
(b)











$$\begin{aligned}
\leftarrow \left[\mathbf{T}_0^{--} \right] \leftarrow &= \begin{array}{c} \leftarrow \left[\begin{array}{c} \downarrow \\ \vdots \\ \downarrow \end{array} \right] \leftarrow \\ \leftarrow \left[\begin{array}{c} \uparrow \\ \vdots \\ \uparrow \end{array} \right] \leftarrow \end{array} + \begin{array}{c} \leftarrow \left[\begin{array}{c} \downarrow \\ \vdots \\ \downarrow \end{array} \right] \leftarrow \left[\mathbf{T}_0^{--} \right] \leftarrow \\ \leftarrow \left[\begin{array}{c} \uparrow \\ \vdots \\ \uparrow \end{array} \right] \leftarrow \left[\mathbf{T}_0^{--} \right] \leftarrow \end{array} \\
\leftarrow \left[\mathbf{T}_0^{++} \right] \leftarrow &= \begin{array}{c} \leftarrow \left[\begin{array}{c} \uparrow \\ \vdots \\ \uparrow \end{array} \right] \leftarrow \\ \leftarrow \left[\begin{array}{c} \downarrow \\ \vdots \\ \downarrow \end{array} \right] \leftarrow \end{array} + \begin{array}{c} \leftarrow \left[\begin{array}{c} \uparrow \\ \vdots \\ \uparrow \end{array} \right] \leftarrow \left[\mathbf{T}_0^{++} \right] \leftarrow \\ \leftarrow \left[\begin{array}{c} \downarrow \\ \vdots \\ \downarrow \end{array} \right] \leftarrow \left[\mathbf{T}_0^{++} \right] \leftarrow \end{array}
\end{aligned}$$

(a)

$$\begin{aligned}
\leftarrow \left[\mathbf{T}^{--} \right] \leftarrow &= \leftarrow \left[\mathbf{T}_0^{--} \right] \leftarrow + \leftarrow \left[\mathbf{T}_0^{--} \right] \leftarrow \leftarrow \left[\mathbf{T}_0^{++} \right] \leftarrow \leftarrow \left[\mathbf{T}_0^{--} \right] \leftarrow + \dots \\
\leftarrow \left[\mathbf{T}^{++} \right] \leftarrow &= \leftarrow \left[\mathbf{T}_0^{--} \right] \leftarrow \leftarrow \left[\mathbf{T}_0^{++} \right] \leftarrow + \\
&+ \leftarrow \left[\mathbf{T}_0^{--} \right] \leftarrow \leftarrow \left[\mathbf{T}_0^{++} \right] \leftarrow \leftarrow \left[\mathbf{T}_0^{--} \right] \leftarrow \leftarrow \left[\mathbf{T}_0^{++} \right] \leftarrow + \dots
\end{aligned}$$

(b)