

Monte Carlo Measurement of the Global Persistence Exponent¹

L. Schulke and B. Zheng

Universität zu Köln, D-50676 Köln, Germany

Abstract

The scaling behaviour of the persistence probability in the critical dynamics is investigated with both the heat-bath and the Metropolis algorithm for the two-dimensional Ising model and Potts model. Special attention is drawn to the dependence on the initial magnetization. The global persistence exponent is measured. Universality is confirmed.

Keywords: critical dynamics, Monte Carlo methods, Potts model, nonequilibrium kinetics

PACS: 64.60.Ht, 02.70.Lq, 05.50.+q, 82.20.Mj

¹Work supported in part by the Deutsche Forschungsgemeinschaft; DFG-Schu 95/9-1

For long a set of two static exponents ν and β and one dynamic exponent z has been used to characterize the scaling behaviour of critical dynamics. This is sufficient when the dynamic systems almost reach the equilibrium. When the dynamic systems are far from the equilibrium, it was believed that the behaviour of the dynamic systems essentially depends on the microscopic details and there exists no universal scaling behaviour. However, it has recently been discovered that for a dynamic process, in which a magnetic system initially at very high temperature is suddenly quenched to the critical temperature and then released to the dynamic evolution of model A, already in the macroscopic short-time regime emerges universal scaling behaviour. A new independent exponent should be introduced to describe the dependence of the scaling behaviour on the initial magnetization [1, 2, 3]. Furthermore, if a non-zero but small magnetization is given to the initial state, at the macroscopic early time the magnetization surprisingly undergoes a critical initial increase [1, 4, 5, 6, 7, 8]

$$M(t) \sim m_0 t^{\nu}; \quad (1)$$

where ν is the new critical exponent which is related to the dimension x_0 of the initial magnetization m_0 by $\nu = (x_0 - 1)/z$.

Are there any more critical exponents in the dynamic system described above? Very recently, it was argued that the global persistence exponent of the magnetization is another new independent critical exponent [9]. This relies on the observation that the dynamic evolution of the magnetization is not a Markovian process. If a non-zero magnetization is given to the initial state at very high temperature, the time-dependent magnetization keeps its sign at the time t with a probability $p(t)$. In the limit of zero initial magnetization, the probability $p(t)$ decays by a power law with respect to the time t

$$p(t) \sim t^{-\lambda_1}; \quad (2)$$

Here λ_1 is called the global persistence exponent. The exponent λ_1 has been calculated perturbatively for the $O(N)$ vector model and numerically determined for the two-dimensional Ising model with the heat-bath algorithm [9]. In reference [9], the power law behaviour in Eq. (2) was not clearly observed since the lattice size was not big enough. Only a combination of the exponents $\lambda_1 z$ has been obtained from finite size scaling. The result carried a relatively big error. Stauffer has performed simulations with the heat-bath algorithm for bigger lattice sizes and estimated the exponent λ_1 from the power law behaviour for the two- and three-dimensional Ising model [10]. For the two-dimensional Ising model with lattice size $L = 300$, the result is $\lambda_1 = 0.225$. The error is probably somewhat below 0.01 [10]. If the time evolution of the magnetization is a Markovian process, a scaling law which relates both the exponent λ_1 and ν

$$\lambda_1 = \nu + (1 - \nu)/z \quad (3)$$

can be deduced. It has been argued at the two-loop level of an ϵ expansion that this scaling law is violated [9]. It is interesting to investigate numerically how big the violation of the scaling law is. Due to the relative big errors for the exponent ν_1 obtained in references [10, 9], the results are not completely satisfactory².

In this letter, we present systematic Monte Carlo simulations for the scaling behaviour of the persistence probability of the magnetization. Special attention is drawn to the dependence of the scaling behaviour on the initial magnetization. Calculations are extended to the two-dimensional Potts model. Further, to confirm universality, all the simulations are carried out with both the heat-bath and Metropolis algorithm.

At first, let us concentrate on the two-dimensional Ising model. In reference [9], the initial state is simply generated randomly with equal probability of spins up and down. Since the lattice size in practical simulations is finite, it is almost always the case that a finite non-zero initial magnetization will be generated in each initial configuration. Then the system is released to evolve at the critical temperature with the heat-bath algorithm. We update the system until the magnetization change its sign. Repeating this procedure many times with different initial configurations and random numbers, we can measure the global persistence probability $p(t)$. If the lattice is sufficient large, $p(t)$ should decay by the power law given in Eq.(2). As was observed in reference [9], however, the lattice size $L = 128$ is not sufficiently big and the power law is not clearly observed due to the finite size effect.

Here we should point out that in this dynamic system there are two kinds of finite size effects. One is the normal finite size effect which takes place in a time scale $t_L \sim L^z$. Whenever the system evolves into this time regime, $p(t)$ will decay by an exponential law $\exp(-t/t_L)$ rather than a power law. For a lattice size as $L = 128$ or bigger, the time scale t_L is quite big. Later we will see that in the short-time regime this effect is not prominent. Another kind of finite size effect is an extra finite size effect from the initial configurations. When the lattice size is finite, each initial configuration generated randomly as described above has a finite non-zero initial magnetization. This non-zero initial magnetization tends to zero only in the limit of infinite lattice size. Such a finite non-zero initial magnetization would modify the power law behaviour in Eq.(2) even in the short-time regime of the dynamic evolution.

In order to handle the extra finite size effect efficiently and to discuss the dependence of the scaling behaviour on the initial magnetization, we introduce a sharp preparation technique in preparing the initial configurations: first the initial configuration is generated randomly; then we select a site randomly on the lattice and flip the spin if the updated magnetization comes nearer to a pre-fixed small value m_0 ; we continue this procedure until the initial magnetization reaches

²When the revised version of this paper was completed, the two loop contribution has been explicitly calculated [11].

the value m_0 . By this technique, we can obtain any fixed value for the initial magnetization.

In Fig. 1, the persistence probability $p(t)$ is displayed with solid lines in double-log scale for the lattice size $L = 128$ and different initial magnetization m_0 . For comparison, the result without the sharp preparation of the initial magnetization is also plotted with a dotted line. Samples of independent initial configurations are 20 000, 40 000 and 60 000 for $m_0 = 0.01, 0.001$ and 0.0005 respectively and that without the sharp preparation of the initial magnetization is 40 000. From the figure, we see clearly that the behaviour of $p(t)$ apparently depends on the initial magnetization. When the initial magnetization tends to zero, however, it converges. The difference between the curves with $m_0 = 0.001$ and $m_0 = 0.0005$ is already very small. The curve without the sharp preparation technique is a certain combination of those with different m_0 . For the lattice size $L = 128$, the curves with small m_0 do also not yet present perfect power law behaviour even though it is improved compared with that without the sharp preparation technique.

In Fig. 2, the persistence probability $p(t)$ is displayed in double-log scale for different lattice sizes. The sharp preparation technique is adopted. m_0 is taken to be 0.0005 . The dashed line, upper solid line and the dotted line correspond to the lattice size $L = 128, 256$ and 512 respectively. Samples of the independent initial configurations are 60 000 and 28 000 for the lattice sizes $L = 256$ and 512 . In the figure, it can be seen that after a microscopic time scale $t_{mic} \approx 50$, the power law decay is observed for bigger lattices. If we measure the slopes of these three curves from a time interval $[50; 1000]$, the resulting exponent β_1 is $0.224(2)$, $0.238(3)$ and $0.238(6)$ respectively. The errors are estimated by dividing the data into three or four groups. As pointed out above, there is still some extra finite size effect for the lattice size $L = 128$, however, the lattice size $L = 256$ and $L = 512$ give the same results within the statistical errors. The extra finite size effect is already negligible small.

In Fig. 2, we can also see that the normal finite size effect has not yet appeared up to the evolution time $t = 1000$. The normal finite size effect is characterized by an exponential decay of $p(t)$, which is faster than the power law decay. However, for the smaller lattice size, e.g. $L = 128$, the practically measured exponent is even smaller. Such a tendency can also be seen clearly in the figure.

Are the power law behaviour of $p(t)$ and the critical exponent β_1 universal? In order to check this point, we have also performed simulations with the Metropolis algorithm. For smaller lattice sizes, the behaviour of $p(t)$ with the heat-bath and the Metropolis algorithm is somehow different. When the lattice is sufficient large, however, both algorithms present almost the same power law behaviour. The result of $p(t)$ for the Metropolis algorithm with lattice size $L = 256$ and $m_0 = 0.0005$ is displayed with the lower solid line in Fig. 2. The corresponding exponent is $\beta_1 = 0.236(3)$. Within the statistical errors, the result is consistent with that of the heat-bath algorithm. Universality is confirmed.

To have more confidence on our measurements, we have also performed simulations with the heat-bath algorithm for the lattice size $L = 256$ with $m_0 = 0.001$ and with initial magnetization not sharply prepared. The results are displayed with a dashed line and a solid line in Fig. 3. The measured exponents are $0.237(5)$ and $0.233(5)$ respectively. The result of $m_0 = 0.001$ is the same as that of $m_0 = 0.0005$ within the errors. The result without the sharp preparation technique is slightly smaller, but the extra finite size effect is for $L=256$ already not so big. Our result $\nu_1 = 0.233(5)$ without the sharply prepared initial magnetization, i.e. with a random initial state, is slightly different from what Stauffer obtained, $\nu_1 = 0.225(10)$. But the difference is still within the statistical errors. For comparison, the result for $L = 256$ and $m_0 = 0.0005$ is also plotted with the dotted line in Fig. 3.

All the results for the Ising model have been summarized in Table 1 and Table 2. Samples of the independent initial configurations are from 28 000 to 60 000, depending on the lattice size L and the initial magnetization m_0 . Errors are estimated by dividing the samples into three or four groups. Compared with the result obtained from the finite size scaling in reference [9], our results are more accurate.

Encouraged by the success for the Ising model, we have carried out similar simulations for the two-dimensional Potts model. In Fig. 4, $p(t)$ has been plotted in double-log scale with $m_0 = 0.0005$. The dashed line and the upper solid line are the result with the heat-bath algorithm for lattices $L = 144$ and 288 , while the dotted line and the lower solid line are those with the Metropolis algorithm. Slightly different from the case of the Ising model, for the lattice size $L = 144$ the extra finite size effect is already not so big. For example, with the heat-bath algorithm the measured exponent ν_1 is $0.344(6)$ and $0.350(1)$ for the lattice sizes $L = 144$ and $L = 288$ respectively. Within the statistical errors, they cover each other. In Table 2, the exponent ν_1 measured for the Potts model for the lattice size $L = 288$ with both the heat-bath and the Metropolis algorithms is also given. The statistics is 60 000.

How big is the violation of the scaling law in Eq.(3) in the numerical sense? The static critical exponent β and γ for the two-dimensional Ising and Potts model are exactly known, while the dynamic exponent ν and z have numerically been measured from the short-time dynamics [7, 5]. The value of $\nu_1 = \beta + (1 - \beta) = z$ for the Ising model and the Potts model with both the heat-bath and the Metropolis algorithm are listed in Table 2. These results are taken from reference [7]. Apparently the exponent ν_1 is not equal to the exponent ν . The difference is about 10 percent. For example, for the Ising model with the heat-bath algorithm $\nu_1 = 0.238(3)$, while $\nu = 0.215(1)$.

Here we should mention that in the estimate of the exponent ν_1 both exponents β and z are involved. The numerical measurements of β are somehow satisfactory [7, 5]. The value of β for the Potts model is also relatively small and will not induce a big error for ν_1 . However, the exponent z is problematic, at

least for the Ising model. Values ranging from $z = 2.13$ to $z = 2.17$ can be found in the literature [12, 13, 14, 15, 16, 5, 17]. Fortunately, the value of β_1 is not so sensitive to the exponent z . For example, in reference [5] we find $\beta_1 = 0.191(3)$ and $z = 2.172(6)$ for the Ising model with the heat-bath algorithm. Then one obtains $\beta_1 = 0.212(3)$. It is slightly smaller than that given in Table 2, but still consistent within the statistical errors.

In reference [9], a combination of the exponents $\beta_1 z = 0.505(20)$ was obtained from finite size scaling. This leads to the values $\beta_1 = 0.233(9)$ and $\beta_1 = 0.234(9)$ for $z = 2.172(6)$ and $z = 2.155(3)$ respectively. These values are smaller compared with those in Table 2, and taking into account the bigger error, the difference between the exponent β_1 obtained here and β_1 given in Table 2 is less prominent. { In reference [10] the result $\beta_1 = 0.225$ with an error around 0.01 is given. Here the values for β_1 and β_1 nearly cover each other.

Finally, we investigate the general scaling behaviour for the persistence probability $p(t)$ in case the effect of the initial magnetization can not be neglected. Let us assume a finite size scaling form

$$p(t; L; m_0) = t^{-1} f(t^{1/z} L^{-1}; t^{x_0/z} m_0): \quad (4)$$

with x_0 being the scaling dimension of the initial magnetization m_0 . From the time evolution of the magnetization or the auto-correlation, the value of x_0 for the Ising and Potts model has previously been determined directly [4] or indirectly through its relation with the exponent β , i.e. $x_0 = z + \beta$ [6, 7].

Now, we intend to determine the scaling dimension x_0 from the scaling form in Eq. (4). In order to do this, we take the two-dimensional Ising model as an example and perform a simulation for the lattice size $L_1 = 256$ with the initial magnetization $m_{01} = 0.0050$. If the scaling form in Eq. (4) holds, one should be able to find an initial magnetization m_{02} for the lattice size $L_2 = 128$ such that the curves of $p(t)$ for both lattice sizes collapse. From the ratio of m_{01} and m_{02} , one may estimate x_0 . Practically we have performed simulations for $L_2 = 128$ with two values of the initial magnetization, $m_0 = 0.0090$ and $m_0 = 0.0115$. By linear extrapolation, we can obtain data with the initial magnetization between these two values of m_0 . We search a curve which has a best fit to the curve for $L_1 = 256$ and then determine m_{02} . In Fig. 5, such a scaling plot is displayed. The lower and upper solid lines are the persistence probability for $L_2 = 128$ with $m_0 = 0.0090$ and $m_0 = 0.0115$ respectively, while the crosses represent the rescaled one for $L_1 = 256$ with $m_{01} = 0.0050$. The solid line fitted to the crosses is the persistence probability for $L_2 = 128$ with $m_{02} = 0.0101(1)$. From the figure, we see clearly the data collapse nicely and we can conclude that the scaling form in Eq. (4) holds. The estimated scaling dimension for m_0 is $x_0 = 1.01(1)$. To confirm this result, we have also done similar simulations for $L_1 = 256$ with $m_{01} = 0.01$ and obtained $x_0 = 1.06(4)$. Both values are consistent and the finite m_0 effect is already quite small. Further, the simulations with the Metropolis

algorithm show similar results. However, the value of x_0 measured here is very different from that measured from the time evolution of the magnetization or the auto-correlation, $x_0 = 0.536(2)$ [7]. This fact remains to be understood.

In conclusion, we have numerically measured the global persistence probability $p(t)$. The critical exponent ν_1 is directly determined for the two-dimensional Ising and Potts model with both the heat-bath and the Metropolis algorithm. Within the statistical errors, universality is confirmed. Compared with the previous results for the Ising model with the heat-bath algorithm, our simulations have been carried out with special attention to the dependence of the scaling behaviour on the initial magnetization.

References

- [1] H. K. Janssen, B. Schaub and B. Schmittmann, Z. Phys. B 73 (1989) 539.
- [2] D. A. Huse, Phys. Rev. B 40 (1989) 304.
- [3] K. Humayun and A. J. Bray, J. Phys. A 24 (1991) 1915.
- [4] Z. B. Li, U. Ritschel and B. Zheng, J. Phys. A: Math. Gen. 27 (1994) L837.
- [5] P. Grassberger, Physica A 214 (1995) 547.
- [6] L. Schulke and B. Zheng, Phys. Lett. A 204 (1995) 295.
- [7] K. Okano, L. Schulke, K. Yamagishi and B. Zheng, Nucl. Phys. B 485 (1997) 727.
- [8] K. Okano, L. Schulke, K. Yamagishi and B. Zheng, Monte Carlo simulation of the short-time behaviour of the dynamic XY model, Siegen Univ., 1997, preprint SI-97-02.
- [9] S. N. Majumdar, A. J. Bray, S. Comell and C. Sir, Phys. Rev. Lett. 77 (1996) 3704.
- [10] D. Stauffer, Int. J. Mod. Phys. C 7 (1996) 753.
- [11] K. Oerding, S. J. Comell and A. J. Bray, Non-Markovian Persistence and Nonequilibrium Critical Dynamics, Univ. Dusseldorf and Univ. Manchester, 1997, preprint.
- [12] S. Tang and D. P. Landau, Phys. Rev. B 36 (1987) 567.
- [13] D. P. Landau, S. Tang and S. Wansleben, Journal de Physique Colloque 49 (1988) C8.
- [14] N. Ito, Physica A 196 (1993) 591.
- [15] Z. B. Li, L. Schulke and B. Zheng, Phys. Rev. Lett. 74 (1995) 3396.
- [16] Z. B. Li, L. Schulke and B. Zheng, Phys. Rev. E 53 (1996) 2940.
- [17] M. P. Nightingale and H. W. J. Blöte, Phys. Rev. Lett. 76 (1996) 4548.

L	256			L	512
m_0	random	:0010	:0005	m_0	:0005
ν_1	:233 (5)	:237 (5)	:238 (3)	ν_1	:238 (6)

Table 1: The exponent ν_1 measured for the two-dimensional Ising model with the heat-bath algorithm. Random represents the result obtained without the sharp preparation technique.

	Ising		Potts	
	H B	M E	H B	M E
ν_1	:238 (3)	:236 (3)	:350 (1)	:350 (8)
ν_1	:215 (1)	:212 (2)	:320 (3)	:324 (3)

Table 2: The exponent ν_1 measured for the two-dimensional Ising and Potts model with both the heat-bath (H B) and the Metropolis (M E) algorithm. The initial magnetization is $m_0 = 0.0005$ and the lattice sizes are $L = 256$ and 288 for the Ising and Potts model respectively. The exponent $\nu_1 = \frac{1}{2} + (1 - \beta)z$ is taken from reference [7].

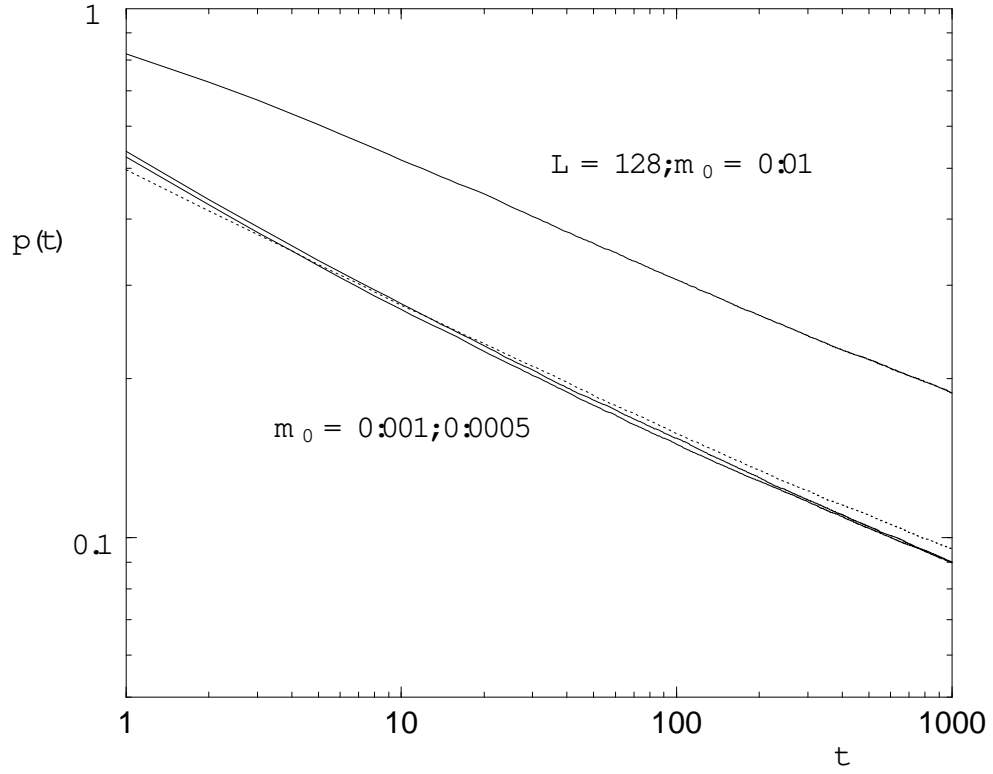


Figure 1: The persistence probability $p(t)$ for the Ising model with the heat-bath algorithm. The lattice size is $L = 128$. Solid lines are the results with the sharp preparation of the initial magnetization. The initial magnetization m_0 is 0.01, 0.001 and 0.0005 (from above). The dotted line is that without the sharp preparation technique.

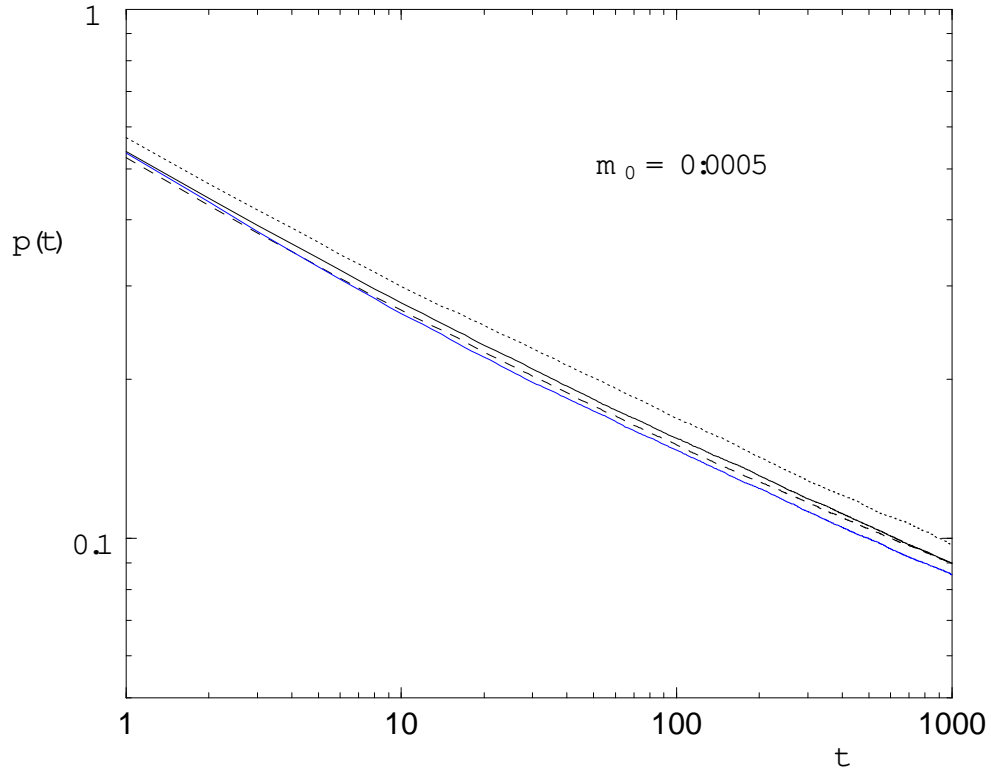


Figure 2: The persistence probability $p(t)$ for the Ising model with the heat-bath algorithm and the Metropolis algorithm. The sharp preparation technique is adopted with $m_0 = 0.0005$. The dashed line, upper solid line and the dotted line are the results of the heat-bath algorithm for the lattice sizes $L = 128, 256$ and 512 respectively. The lower solid line is that of the Metropolis algorithm for the lattice size $L = 256$.

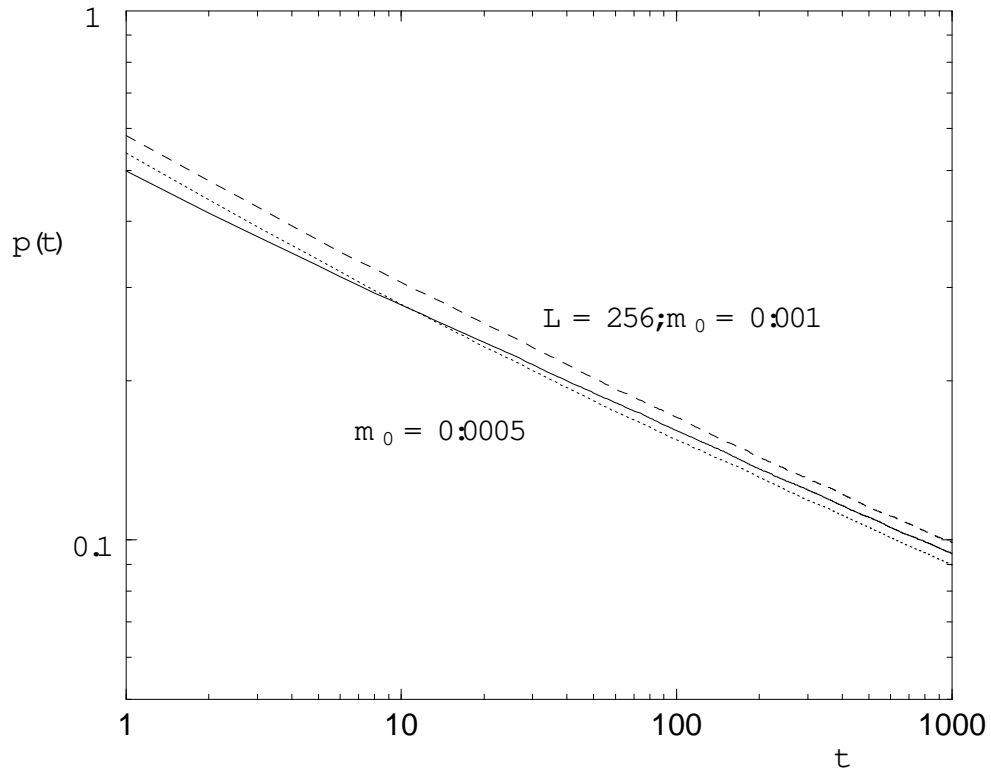


Figure 3: The persistence probability $p(t)$ for the Ising model with the heat-bath algorithm. The lattice size is $L = 256$. The dotted line and the dashed line are the results for $m_0 = 0.0005$ and 0.001 respectively, while the solid line shows the result for the initial magnetization not sharply prepared.

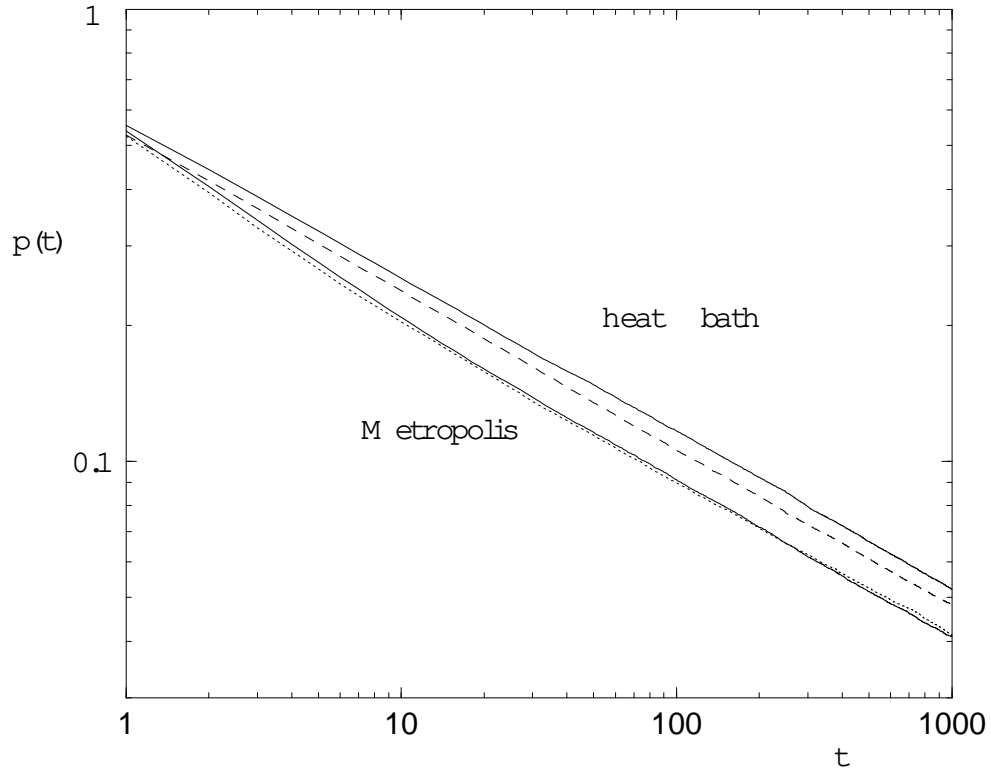


Figure 4: The persistence probability $p(t)$ for the Potts model with the heat-bath algorithm and the Metropolis algorithm. The sharp preparation technique is adopted and $m_0 = 0.0005$. The dashed line and the upper solid line are the results of the heat-bath algorithm for the lattice sizes $L = 144$ and $L = 288$ respectively. The dotted line and the lower solid line are the results of the Metropolis algorithm for the lattice sizes $L = 144$ and $L = 288$.

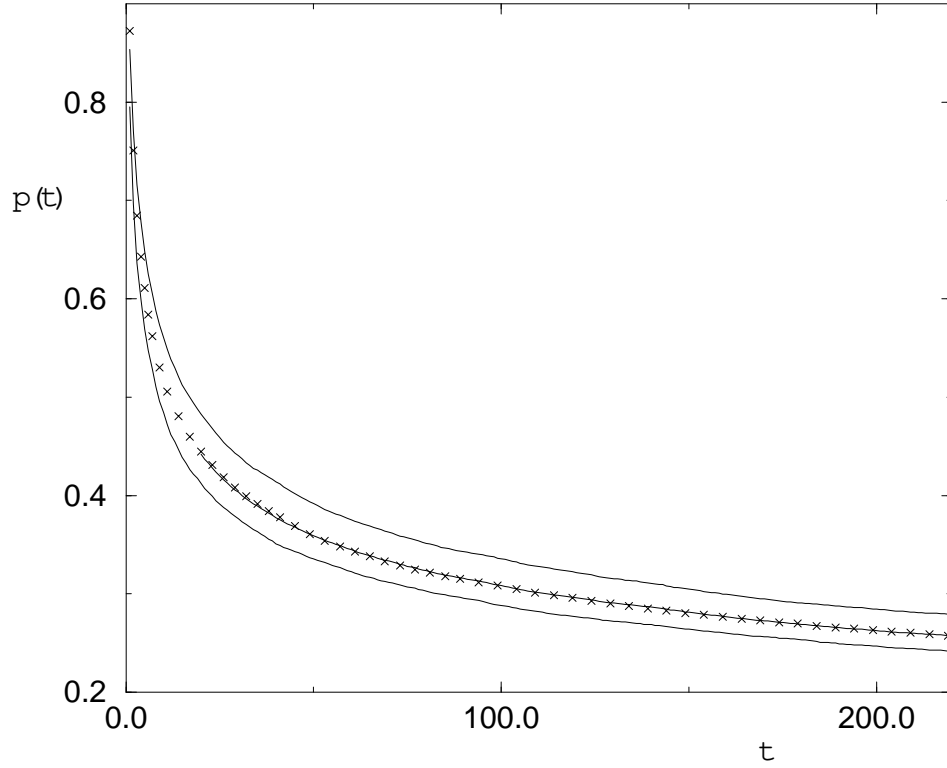


Figure 5: The scaling plot of the persistence probability $p(t)$ for the two-dimensional Ising model with the heat-bath algorithm. The lower and upper solid lines are the data for $L_2 = 128$ with $m_0 = 0.0090$ and $m_0 = 0.0115$ respectively. The crosses are those for $L_1 = 256$ with $m_{01} = 0.0050$. The solid line fitted to the crosses corresponds to $L_2 = 128$ and $m_{02} = 0.0101(1)$.