

# Non-Abelian Geometric Phases and Conductance of Spin- $\frac{3}{2}$ Holes

Daniel P. Arovas

*Department of Physics, University of California at San Diego, La Jolla CA 92093*

Yuli Lyanda-Geller

*Department of Physics, Loomis Physics Laboratory  
and*

*Beckman Institute for Advanced Science and Technology  
University of Illinois at Urbana-Champaign, Urbana, IL 61801*

(October 6, 2018)

Angular momentum  $J = \frac{3}{2}$  holes in semiconductor heterostructures are shown to accumulate nonabelian geometric phases as a consequence of their motion. We provide a general framework for analyzing such a system and compute conductance oscillations for a simple ring geometry. We also analyze a figure-8 geometry which captures intrinsically nonabelian interference effects.

PACS numbers: 03.65.Bz, 73.23.-b

*Introduction* – A nondegenerate quantum state undergoing adiabatic evolution accumulates both a dynamical as well as a geometric (Berry's) phase [1,2]. The geometric phase is responsible for a wide array of interference phenomena, and has been measured in optics [3], with neutral beams [4], and by magnetic resonance [5,6]. Most theoretical and experimental work has focussed on the adiabatic evolution of nondegenerate eigenstates, where the geometric phase may be interpreted as arising from a U(1) gauge potential. The canonical example is that of a spin in a constant amplitude magnetic field  $\mathbf{B}(t) = B\hat{\mathbf{n}}(t)$  whose direction  $\hat{\mathbf{n}}(t)$  varies in a closed path over the unit sphere [1]. The phase is determined by the solid angle subtended by  $\hat{\mathbf{n}}(t)$  in the course of its evolution.

In certain high symmetry situations, an entire  $n$ -fold degenerate set of levels may adiabatically evolve. Wilczek and Zee [7] showed that in such cases the U(1) geometric phase generalizes to a U( $n$ ) matrix,

$$U = \mathcal{P} \exp \left( -i \oint A^i d\lambda_i \right) \quad (1)$$

where  $A_{\alpha\beta}^i = -i \langle \alpha | \frac{\partial}{\partial \lambda_i} | \beta \rangle$  is the gauge potential matrix ( $|\alpha\rangle, |\beta\rangle$  are adiabatic eigenstates),  $\{\lambda_i(t)\}$  is a set of slowly evolving parameters, and  $\mathcal{P}$  is the path ordering operator. Such a system may exhibit nonabelian effects in which *e.g.* one member of a multiplet evolves into another upon completion of a cycle in parameter space. One example of this phenomenon is in crystalline nuclear quadrupole resonance (NQR), since the quadrupole Hamiltonian  $\mathcal{H} = \frac{1}{2} Q_{ij} I_i I_j$  is quadratic in the spin. When the electric field gradient tensor has cylindrical symmetry, the Hamiltonian can be taken to be  $\mathcal{H} = \hbar\omega_Q (\hat{\mathbf{n}} \cdot \mathbf{I})^2$ , where  $\hat{\mathbf{n}}$  lies in the direction of the principal axis of  $Q_{ij}$ . The nonabelian gauge structure for this problem was discussed by Zee [8] and measured in the  $I = \frac{3}{2}$  nucleus  $^{35}\text{Cl}$  by Zwanziger, Koenig, and Pines [9]. Paths in which  $\hat{\mathbf{n}}(t)$  rotates about more than one

axis are essential if intrinsically nonabelian aspects are to be captured.

In this paper we consider an alternative setting for an observation of the nonabelian geometric phase. We study angular momentum- $\frac{3}{2}$  holes confined to conducting loops embedded in a two-dimensional hole gas of a heterostructure. A hole's momentum  $\mathbf{p}(t)$  (or coordinate  $\phi(t)$  in a ring) acts as an adiabatically changing quantization axis for its angular momentum  $\mathbf{J}$ . For motion around a ring, however, this amounts to a rotation about only one axis. To exhibit the nonabelian effects lurking here, we propose to effectively place the system in a rotating frame by imposing a static magnetic field  $\mathbf{H}$  in the plane of the ring [10]. Intrinsically nonabelian interference effects are measurable in the conductance oscillations of the figure-8 device discussed below (see fig. 2). Another notable feature is that unlike the case studied in refs. [8,9], both hole doublets manifest a nonabelian holonomy.

The coupling of  $\mathbf{p}$  to  $\mathbf{J}$ , which arises naturally within a  $\mathbf{k} \cdot \mathbf{p}$  treatment of conduction electron and valence hole states, is analogous to the spin-orbit interaction. It is qualitatively different, however, from the spin-orbit splitting of electron states [11,12]. For electrons in zincblende crystals, the spin states are split because of the inversion asymmetry, which in a quantum well or heterostructure leads to a linear coupling between spin and momentum [13]; another source of linear coupling is the asymmetry of the quantum well or heterojunction itself [14]. The electron's momentum then acts as an in-plane component of the magnetic field, and as the electron moves around a ring its spin quantization axis traverses the unit sphere at a colatitude  $\theta = \tan^{-1}(H_z/\lambda p_\phi)$ , where  $H_z$  is the physical magnetic field (oriented perpendicular to the plane of the ring),  $p_\phi$  is the azimuthal component of the electron's momentum, and  $\lambda$  is a coupling constant [15]. Although the spin-orbit coupling is by nature a relativistic effect, it is effectively enhanced in a crystalline environment, and the fictitious in-plane component of the field can be of

considerable magnitude [16], although the splitting of  $\uparrow$  and  $\downarrow$  states is still much less than the kinetic energy of the electrons.

This situation is quite different for holes in group IV or III-V semiconductors, which are characterized by a  $4 \times 4$  matrix Luttinger Hamiltonian, acting on states in the  $\Gamma_8$  representation of double groups of  $T_d$  or  $O_h$  [11,12,17]. The effective Hamiltonian for bulk holes contains a term  $(\mathbf{p} \cdot \mathbf{J})^2$ , which distinguishes between light ( $J^z = \pm \frac{3}{2}$ ) and heavy ( $J^z = \pm \frac{1}{2}$ ) hole branches. This term is large and is present in bulk centrosymmetric materials. In contrast to the electron case, characterized by the effective magnetic field, the hole Hamiltonian is thus characterized by the effective quadrupole tensor field. This leads to non-abelian effects, which can be probed in the conductance of the double loop device, discussed below.

*Hamiltonian and its gauge structure* – The effective Hamiltonian for the valence band is written in terms of a spin- $\frac{3}{2}$  operator  $\mathbf{J}$  and the crystal momentum  $\mathbf{p}$  [12,18]:

$$\mathcal{H} = -(A + \frac{5}{4}B)\mathbf{p}^2 + B(\mathbf{p} \cdot \mathbf{J})^2, \quad (2)$$

where  $A$  ( $B$ ) is given by  $\frac{1}{4}\hbar^2(m_{\text{lh}}^{-1} \pm m_{\text{hh}}^{-1})$ , in terms of the light hole and heavy hole masses. For simplicity, in this work we take the Hamiltonian for bulk holes in the spherical approximation; we also neglect all terms in the Hamiltonian which arise due to the absence of inversion symmetry. Consider now a geometry in which holes are confined to a ring lying within the plane perpendicular to the  $\hat{z} \parallel (001)$  axis. The radial coordinate  $r$  is constrained to lie between  $R$  and  $R+a$ , with  $a \ll R$  and the coordinate  $z$  is also confined. Then the spin-dependent part of the effective Hamiltonian reads

$$\mathcal{H}_{\text{eff}} = \langle p_z^2 \rangle B J_z^2 + \frac{1}{4} \langle p_r^2 \rangle B (J^+ e^{-i\phi} + J^- e^{i\phi})^2 \quad (3)$$

valid to order  $a/R$ , with  $\langle p_r^2 \rangle \approx \pi^2 \hbar^2 / a^2$ , and  $\langle p_z^2 \rangle$  depending on the confining potential. We now treat the  $\phi$  motion semiclassically and let  $\phi(t)$  be a prescribed function of time, with  $d\phi/dt = \omega$  for motion around a ring [19]. The spin Hamiltonian becomes  $\mathcal{H} = K(\hat{\mathbf{n}}(t) \cdot \mathbf{J})^2 + \Xi J_z^2$ , where  $K = B \langle p_r^2 \rangle$ ,  $\Xi = B \langle p_z^2 \rangle$ , and  $\hat{\mathbf{n}}(t) = \hat{\mathbf{x}} \cos \phi(t) + \hat{\mathbf{y}} \sin \phi(t)$  is the time-varying principle quadrupole axis for our problem. Now this quadrupole field rotates about only one axis, and in order to extract nonabelian effects from this setting, we must effectively introduce another axis of rotation by applying an *in-plane* magnetic field  $\mathbf{H} = H_x \hat{\mathbf{x}}$ , which adds a term  $\mathcal{H}' = -g\mu_B H_x J_x / \hbar$  to the Hamiltonian. Note that there is perpendicular component, hence no orbital effects of the magnetic field. We then eliminate  $H_x$  by shifting to a rotating basis via the gauge transformation  $|\psi\rangle = \exp(-i\Omega t J_x / \hbar) |\tilde{\psi}\rangle$ . In this basis, the Hamiltonian becomes

$$\begin{aligned} \tilde{\mathcal{H}}(t) &= V^\dagger(t) \tilde{\mathcal{H}}_0 V(t) \\ V(t) &= \exp(i\phi(t) J_z / \hbar) \exp(i\Omega t J_x / \hbar) \\ \tilde{\mathcal{H}}_0 &= K J_x^2 + \Xi J_z^2, \end{aligned} \quad (4)$$

with  $\Omega = g\mu_B H_x / \hbar$ . This Hamiltonian is similar to that explored in refs. [6,8,9] in the context of  $J = \frac{3}{2}$  nuclear quadrupole resonance.

We next compute the nonabelian gauge potential matrix  $A_{\alpha\beta}(t)$ :

$$A_{\alpha\beta}(\phi) = -i \langle \tilde{\alpha}(t) | \frac{d}{d\phi} | \tilde{\beta}(t) \rangle \quad (5)$$

where  $|\tilde{\alpha}(t)\rangle = V^\dagger(t) |\alpha\rangle$  is an adiabatic eigenstate of  $\tilde{\mathcal{H}}(t)$ . The eigenstates of  $\tilde{\mathcal{H}}_0$ , expressed in eigenstates of  $J_z$ , form two degenerate blocks ( $\sigma = \pm$ ):

$$\begin{aligned} |1, \sigma\rangle &= u_\sigma |-\frac{3}{2}\rangle + v_\sigma |+\frac{1}{2}\rangle \\ |2, \sigma\rangle &= u_\sigma |+\frac{3}{2}\rangle + v_\sigma |-\frac{1}{2}\rangle \\ E_\sigma &= \frac{5}{4}(K + \Xi) + \sigma \sqrt{K^2 + \Xi^2} - K\Xi \end{aligned} \quad (6)$$

with  $u_+ = v_- = \cos \frac{1}{2}\vartheta$ ,  $v_+ = -u_- = \sin \frac{1}{2}\vartheta$ , and where  $\tan \vartheta = \sqrt{3}K / (2\Xi - K)$ . The  $4 \times 4$  gauge potential matrix  $A_{\alpha\beta}$  is block diagonal in this basis with  $2 \times 2$  subblocks

$$\begin{aligned} A_\omega^\pm(\phi) &= \begin{pmatrix} a & b \\ b^* & -a \end{pmatrix} \\ a &= (\frac{1}{2} \pm \cos \vartheta) \\ b &= \mp \frac{\sqrt{3}}{2} \frac{\Omega}{\omega} \sin \vartheta e^{-i\phi} - \frac{1}{2} \frac{\Omega}{\omega} (1 \mp \cos \vartheta) e^{+i\phi} \end{aligned} \quad (7)$$

This gauge potential determines the adiabatic evolution of wavefunctions of holes. Finally, the  $U(2)$  phase accrued by a state evolving according to the Hamiltonian  $\mathcal{H} + \mathcal{H}'$  is

$$\begin{aligned} U(t_1, t_0) &= e^{ik_F L} e^{-i\phi_1 J_z / \hbar} \Lambda_\vartheta^\dagger W_\omega(\phi_1, \phi_0) \Lambda_\vartheta e^{+i\phi_0 J_z / \hbar} \\ W_\omega(\phi_1, \phi_0) &= \mathcal{P} \exp \left( -i \int_{\phi_0}^{\phi_1} d\phi A_\omega(\phi) \right) \end{aligned} \quad (8)$$

where  $\Lambda_\vartheta$  transforms from the  $J^z$  eigenbasis to the basis of eq. (6),  $k_F$  is the Fermi momentum of the holes,  $L$  is the distance traveled, and where the path ordering operator places earlier *times* to the right. Adiabaticity is satisfied provided  $\omega, \Omega \ll \sqrt{K^2 + \Xi^2} - K\Xi$ .

*Conductance oscillations in a loop* – We next consider the transport of holes in the upper ( $\sigma = +$ ) doublet through a ring confined to the two-dimensional hole gas [20]. The ring is connected to leads through two antipodally placed T-junctions, each described by the  $S$ -matrix [21]

$$S = \begin{pmatrix} r & \frac{1}{\sqrt{2}}\sqrt{1-r^2} & \frac{1}{\sqrt{2}}\sqrt{1-r^2} \\ \frac{1}{\sqrt{2}}\sqrt{1-r^2} & -\frac{1}{2}(1+r) & \frac{1}{2}(1-r) \\ \frac{1}{\sqrt{2}}\sqrt{1-r^2} & \frac{1}{2}(1-r) & -\frac{1}{2}(1+r) \end{pmatrix} \quad (9)$$

where  $r$  is the reflection amplitude for a wave incident from the incoming lead, and where, for simplicity, we assume that  $S$  is real and is diagonal in the basis of Eq. 6. In Fig. 1 we plot the transmission probabilities  $T_{\sigma\sigma'} = T_{\sigma'\sigma}$  – due to the nonabelian geometric phase

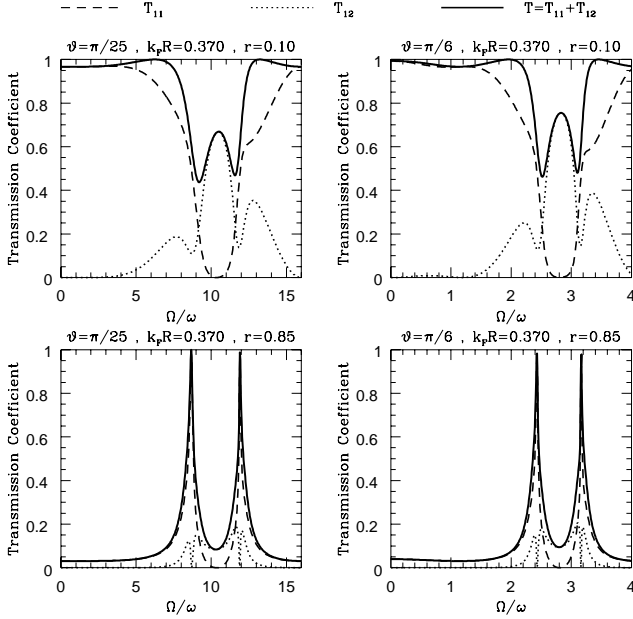


FIG. 1. Transmission coefficients  $T_{11}$  and  $T_{12}$  as a function of  $\Omega/\omega$  for a simple ring geometry.

an incoming hole in state  $|1+\rangle$  may be transformed with probability  $T_{12}$  to the state  $|2+\rangle$ . The conductance of the device is given by  $G = \frac{e^2}{h} \sum_{\sigma\sigma'} T_{\sigma\sigma'} = \frac{2e^2}{h} T$  (since both degenerate levels are occupied in the incoming lead). In our computations we assumed that holes are confined to a plane thickness 100 Å, Fermi energy (for holes) 2 meV, ring radius  $1\ \mu\text{m}$ , and the width of the ring and leads is 400 Å. This corresponds to a rotation frequency  $\omega \approx 10^{10}$  Hz.

The  $T_{\sigma\sigma'}$  are plotted for  $k_F R = 0.370 \pmod{\pi}$  – the qualitative results are roughly insensitive to this parameter – as a function of  $\Omega/\omega$  for two values of  $\vartheta$  at both weak ( $r = 0.10$ ) and strong ( $r = 0.85$ ) coupling of leads to ring. A ratio of  $\Omega/\omega = 4$  corresponds to a field of roughly 1 Tesla. The resonances arise due to interference effects both abelian and nonabelian in origin – the intrinsically nonabelian effects manifested in  $T_{12}$  are not possible to isolate in this geometry.

*Figure-8 device* – The device depicted in Fig. 2 probes nonabelian interference effects. Holes incident from the lead A may scatter into branch B of the figure-8 or else continue on to lead F. Neglecting the effect of the magnetic field on the contacts themselves, we assume a time reversal invariant (*i.e.* symmetric)  $S$ -matrix for the ABEF vertex of the form [22]

$$\begin{pmatrix} A_{\text{out}} \\ B_{\text{out}} \\ E_{\text{out}} \\ F_{\text{out}} \end{pmatrix} = \begin{pmatrix} u & v & 0 & t \\ v & -u & t & 0 \\ 0 & t & u & -v \\ t & 0 & -v & -u \end{pmatrix} \begin{pmatrix} A_{\text{in}} \\ B_{\text{in}} \\ E_{\text{in}} \\ F_{\text{in}} \end{pmatrix} \quad (10)$$

where  $A_{\text{in}}$  is a two-component vector describing the in-

cident flux of holes in the upper doublet. The real parameters  $t, u, v$  satisfy  $t^2 + u^2 + v^2 = 1$  and are assumed to be the same for both states of the doublet.  $t \approx 1$  corresponds to weak coupling between the leads and the figure-8, and  $S_{1,3} = S_{2,4} = 0$  means that there is negligible backscattering between E and A and between B and F. The vertex at the center of the figure-8 is assumed to pass B to C and D to E with negligible scattering into other channels, *i.e.* the EDCB  $S$ -matrix corresponds to that of eq. (10) with  $t = 1$ . This ensures that holes which enter the figure-8 through branch B will execute a BDCE circuit before entering the lead F or being re-scattered

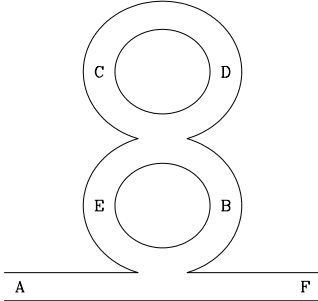


FIG. 2. Figure-8 device.

into B. Such a scattering matrix for the BECD contact is realized when this contact is collimating, *i.e.* it conserves the momentum of holes. The conservation of momentum in the course of transmission through the contact holds if dimensions of the contact are larger than the wavelength of holes, so that diffraction effects are suppressed. Such contacts are technologically feasible and were studied in electron transport (for a review see [24]). Under these conditions, we may write the relation between B and E as

$$\begin{aligned} E_{\text{in}} &= e^{ik_F L} W_{\omega}(0, -\pi) W_{-\omega}(-\pi, \pi) W_{\omega}(\pi, 0) B_{\text{out}} \\ E_{\text{out}} &= e^{-ik_F L} W_{-\omega}(0, \pi) W_{\omega}(\pi, -\pi) W_{-\omega}(-\pi, 0) B_{\text{in}} . \end{aligned} \quad (11)$$

This result, in conjunction with eq. (10) determines the conductance of the figure-8 device. It is easy to see that when  $\Omega = 0$  (no in-plane field), the gauge potential  $A_{\omega}$  is diagonal and there are no nonabelian effects – the “quadrupole field” rotates only about the  $\hat{z}$  axis. This reduces the products of  $W$ -matrices in eq. (11) to the unit matrix, so that the only interference between the paths AF and ABCDEF is due to the difference in their lengths. In Fig. 3, resonances in the transmission probability for the figure-8 device are shown (we use parameters identical to those for the ring). We find pronounced oscillations with the variation of magnetic field. These oscillations are a nonabelian effect, because the path executed by the holes corresponds to a zero net solid angle subtended by the effective quadrupole field [23], meaning that abelian effects are cancelled.

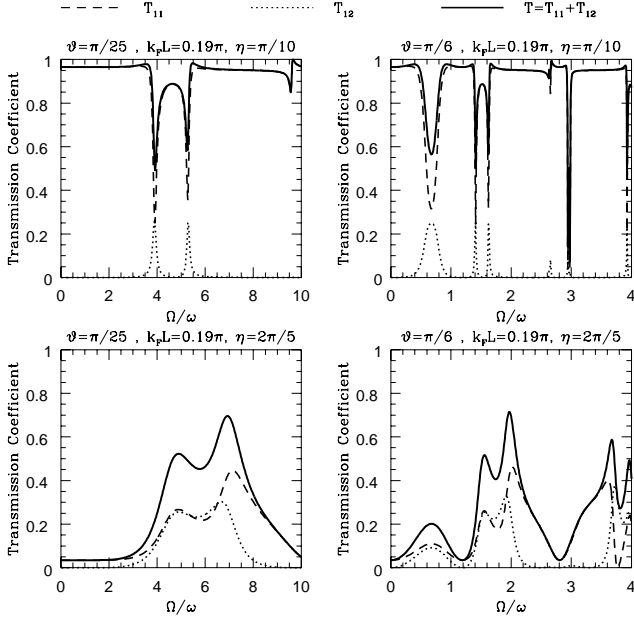


FIG. 3. Transport through the figure-8. The parameters of eq. (10) are related to  $\eta$  by  $t = \cos \eta$ ,  $u = v = \frac{1}{\sqrt{2}} \sin \eta$ .

We note that the interaction of holes moving in constrictions with localized holes or nuclei via spin-spin interactions leads to possibilities of observing nonabelian phases in nuclear (spin) resonance experiments. Yet another option is to study optical transitions of constricted holes.

We are grateful to Alex Pines for interesting discussions of non-abelian settings and to Richard Webb for very useful remarks about adiabatic contacts. We also thank P. Goldbart, A. Leggett, A. Manohar and L. J. Sham for discussions. YLG was supported by NSF under grants DMR91-57018 and DMR94-24511.

- [10] In the case of a non-planar conductor, non-abelian effects arise without the imposition of a magnetic field. However, the requirement of high mobility of holes rules out any such configuration at present.
- [11] G. Dresselhaus, *Phys. Rev.* **100**, 580 (1955).
- [12] J. M. Luttinger *Phys. Rev.* **102**, 1030 (1956).
- [13] B. L. Altshuler, A. G. Aronov, D. E. Khmel'nitskii and A. I. Larkin, *Sov. Phys. JETP* **54**, 411 (1981).
- [14] Yu. L. Bychkov and E. I. Rashba, *J. Phys. C* **17**, 6093 (1984).
- [15] A. G. Aronov and Y. B. Lyanda-Geller, *Phys. Rev. Lett.* **70**, 343 (1993).
- [16] Compared to the relativistic case, one can estimate the crystalline enhancement of the spin-orbit interaction by substituting the effective band mass  $m^*$  for the bare electron mass  $m$ , and the semiconducting band gap  $E_g$  for the vacuum energy  $2mc^2$ , resulting in an enhancement of several orders of magnitude.
- [17] The  $J = \frac{1}{2}$  split-off hole states are not considered.
- [18] We will refer to the  $J^z$  quantum number as "spin".
- [19] For simplicity, we will analyze the problem assuming that  $B < A$ . Then actually the same frequency  $\omega$  characterises semiclassical motion for both hole doublets of states.
- [20] High mobility hole gases have been investigated experimentally by M. Santos, Y. Suen, M. Shayegan, Y. Li, L. Engel, and D. C. Tsui, *Phys. Rev. Lett.* **68**, 1188 (1992).
- [21] M. Buettiker, Y. Imry and M. Ya. Azbel, *Phys. Rev. A* **26**, 1984 (1984).
- [22] The most general  $N \times N$   $S$ -matrix is specified by  $N^2$  real parameters. Time reversal invariance implies  $S = S^t$ ; this restriction reduces the dimension of the space to  $\frac{1}{2}N(N+1)$ . Thus, the  $S$ -matrices of eqs. (9,10) are nongeneric.
- [23] In nuclear quadrupole resonance a path subtending zero net solid angle (the figure-8), was realized in the investigation of effects of nonadiabaticity for nuclei with spin- $\frac{1}{2}$  by S. Appelt, G. Wackerie and M. Mehring, *Phys. Lett. A* **204**, 210 (1995). As was mentioned in ref. [9], such a path under adiabatic conditions would allow the observation of non-abelian phase factor for spin- $\frac{3}{2}$ .
- [24] S. Washburn and R. Webb, *Rep. Prog. Phys.* **55**, 1364 (1992).

- [1] M. V. Berry, *Proc. R. Soc. Lon.* **A392**, 45 (1984).
- [2] A. Shapere and F. Wilczek, *Geometric Phases in Physics* (World Scientific, Singapore, 1989).
- [3] A. Tomita and R. Chiao, *Phys. Rev. Lett.* **57**, 937 (1986).
- [4] T. Bitter and D. Dubbers, *Phys. Rev. Lett.* **59**, 251 (1987).
- [5] D. Sutter, G. C. Chingas, R. A. Harris and A. Pines, *Mol. Phys.* **61**, 1327 (1987).
- [6] R. Tycko, *Phys. Rev. Lett.* **58**, 2281 (1987).
- [7] F. Wilczek and A. Zee, *Phys. Rev. Lett.* **52**, 2111 (1984).
- [8] A. Zee, *Phys. Rev. A* **38**, 1 (1988).
- [9] J. W. Zwanziger, M. Koenig, and A. Pines, *Phys. Rev. A* **42**, 3107 (1990).