

Self-organizing domain structure in a driven lattice gas

György Szabó, Attila Szolnoki, Tibor Antal, and István Borsos
Research Institute for Materials Science, H-1525 Budapest, POB 49, Hungary

Instead of the homogeneous ordered particle distributions characteristic to equilibrium systems a self-organizing polydomain structure is found to be stable at low temperatures in a square lattice-gas model with repulsive nearest neighbor interaction when the particle jumps are biased by a uniform electric field. We have performed Monte Carlo simulations to study the domain structure varying the temperatures, fields and system sizes. Revision of the traditional picture on this system raises interesting problems as discussed.

PACS numbers: 05.50.+q, 05.70.Ln, 64.60.Cn

(March 23, 2022)

The introduction of driven lattice gases [1] was motivated by the demands to study non-equilibrium (open) systems which exhibit phase transitions and seem to be tractable with the improvement of dynamical methods using the concepts of equilibrium statistical physics. In these lattice-gas models the thermal jumps of interacting particles are biased by a uniform electric field E resulting in a stationary particle transport through the system if periodic boundary conditions are used. These systems exhibit many interesting features (for a review see [2,3]). Obviously, the equilibrium behavior should be reproduced in the limit $E \rightarrow 0$. From practical point of view these models are able to describe the effect of driving field on the ordering processes in superionic conductors [4,5].

Now our consideration will be restricted to a half-filled driven lattice gas on a square lattice with repulsive nearest neighbor interaction. Accepting the previous notations the nearest neighbor interaction is considered as an energy unit in which both the temperature ($k_B = 1$) and strength of driving field are measured [1,2]. The system has a twofold degenerate ground state in which the particles form chessboard-like ordered structure. In equilibrium one of this structure will appear as a result of a sublattice ordering when cooling the system through the Néel temperature T_N . The feature of the corresponding critical transition is well described in the literature [6]. The early investigations apparently confirmed the naive expectation, namely, the universal behavior of the ordering process remains unchanged in the presence of a weak driving field. More precisely, dynamical mean-field analysis [7], field theoretical investigation and Monte Carlo (MC) simulations [8] have suggested that the Néel temperature decreases with E and the continuous transition becomes first order above a threshold value. These analyses have shown that the order parameter as a function of temperature depends on the jump rate (Metropolis or Kawasaki) if $E > 0$. In both cases the transition temperature vanishes for $E = 2$.

In a previous paper [9] the MC simulations were reinvestigated using as large as 300×1500 system size for a fixed driving field ($E = 0.4$) where continuous transition was predicted. These simulations have demonstrated

clearly that a self-organizing polydomain structure characterizes the stationary state at low temperatures. In other words, the applied field prevents both the spontaneous symmetry breaking and the related critical phenomena.

In this Letter we look over the recent results and give further evidences to support the former picture. Our main goal is to illuminate the variety of phenomena and emphasize the joints with other areas. First we briefly review the results of a phenomenological model which clarifies the appearance of some typical lengths leading to a size effect. It will be shown that this size effect resolves the discrepancy between the MC data obtained for small and large system sizes. We could distinguish three different types of domain patterns when varying the temperature, field strength and system size. The domain size distribution shows power law behavior in the self-organizing polydomain structure considered as “thermodynamic limit”. Finally we summarize our main conclusions.

The visualization of particle distribution during the MC simulations at low temperatures makes clear that most of the jumps take place at the interfaces separating the ordered regions. Consequently, the particle transport is also localized along the interfaces in the presence of a driving field. For curved interfaces the induced current results in an accumulation of extra particles (holes) at the parts where the curvature is negative (positive). The interface is driven by the field with a velocity proportional to the charge density and perpendicular field component. In the mentioned phenomenological model the interface shape, the particle density and current along the interface are described by single valued functions of time and x coordinate [9]. Beside the mentioned phenomena the deterministic equations of motion take the effect of surface tension into consideration as suggested for equilibrium systems [10]. In this model the time evolutions of the interface and charge density are separable if $E = 0$. Namely, the charge fluctuations along the interface are dumped by a diffusion process while the interface motion is controlled by the surface tension.

Although in the presence of a field the situation is more complicated because of the coupling, the equations of

motion have trivial solutions corresponding to a neutral, tilted, standing, planar interfaces. Excepting the interfaces parallel to the field, these solutions are found to be unstable against periodic perturbations in agreement with MC simulations [11]. According to a linear stability analysis the amplitude increases exponentially with time if the wave-length exceeds a threshold value. The amplification rate has a maximum at a given wave-length (λ^*) proportional to $1/E$. Following the initial (exponential) increase of the periodic components there appears a finger formation controlled by non-linear effects. In this case the typical finger width can be estimated as $\lambda^*/2$. Consequently, the growing domains are splitted into strips whose length depends on the thermal fluctuations. Finally the system evolves into an anisotropic, self-organizing domain structure at sufficiently low temperatures. In this stationary state some parts of the moving interfaces can meet and annihilate each other while the accumulated charges are neutralized (in part). This process unites two distinct domains and generates extra defects into the bulk phase. All these phenomena can be observed clearly when displaying the particle distribution during the MC simulations.

The above interfacial instability is analogous to the Mullins-Sekerka instability observed in crystallization [12,13]. Furthermore, a similar phenomenon is found in the driven lattice gas with attractive interaction for the interfaces separating the high- and low-density phases [14–16]. It is emphasized that the interfaces parallel to the field remain stable in the driven diffusive systems for both the attractive and the repulsive interactions.

Beside the preservation of this self-organizing stationary state the enhanced interfacial particle transport breaks up the monodomain structure into a polydomain one via a nucleation mechanism as observed in MC simulations [9,17]. Due to thermal fluctuations “islands” of the opposite phase are formed in the homogeneous initial state. These “islands” polarized by the above mechanism elongate along the field. Using the mentioned phenomenological model we could determine the variation of the domain area. For simplicity we have studied a circular domain and the charge distribution along its boundary is chosen to be a stationary solution for fixed radius. It is found that the area increases if the radius exceeds a critical value, R_c which is proportional to $1/E$.

In accordance with the above picture we can distinguish three different characteristic lengths related to the interfacial phenomena; i.e., the “typical width and length of strips” and the critical nucleon size. The MC simulations show that R_c and $\lambda^*/2$ are comparable while the “typical strip length” (or longitudinal correlation length) may become significantly larger when decreasing the temperature for a fixed field ($E = 0.4$ in Ref. [9]).

The existence of these characteristic lengths leads to an obvious size effect. The self-organizing domain structure is preserved by the interfacial instability when the system sizes are chosen to be much larger than these former values. On the other hand, if the MC simulation

is performed on a small system then one can observe an ordered monodomain structure at low temperatures and phase transition can be concluded. For example, the finite size scaling of the order parameter can be performed for $L \leq 40$ and one can deduce a “critical temperature” $T_N(E = 0.4) = 0.488$. For larger L , however, the scaled data deviate significantly from the scaling function.

In small system the ordered structure evolves into its counterpart via the nucleation mechanism as demonstrated in Fig. 1 (for $L = 10$) where the sublattice occupation is plotted as a function of time measured in Monte Carlo steps per particles (MCS).

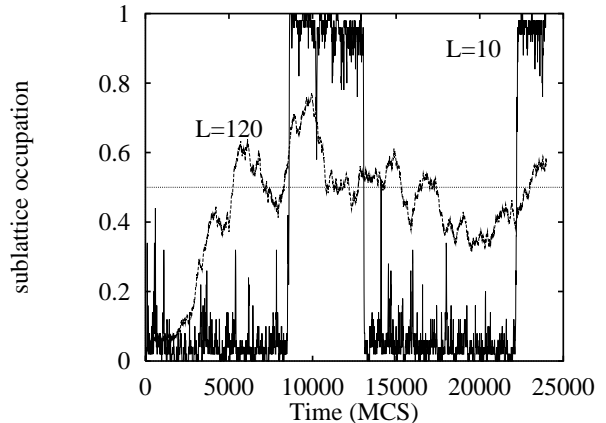


FIG. 1. Time dependence of sublattice occupation in MC simulations performed at $E = 0.4$ and $T = 0.48$ for different L .

From Figure 1 it is clear that the evolution of sublattice occupation shows different behavior for $L = 120$ if the system is started from an ordered structure. Evidently, the fluctuation of sublattice occupation (around $1/2$) decreases when choosing even larger systems.

Beside the mono- and polydomain structures we can distinguish a third type of domain patterns when the system size equals approximately with the longitudinal correlation length which is generally larger than $\lambda^*/2$ (or R_c). In this case closed strips are formed with interfaces parallel to the field. These interfaces are not affected by the instability mentioned above. Due to the thermal fluctuations the interfaces move randomly, the neighboring ones can meet and annihilate each other. The “multi-strip” state can be considered as a stationary one because the nucleation mechanism retrieves the loss caused by the annihilation.

The common feature of the above situations is that the time average of the order parameter disappears. We have introduced a relaxation time to characterize the disappearance of this quantity. A series of MC simulations was performed varying the system size for fixed field $E = 0.4$ and temperature $T = 0.48$. The time variation of the order parameter has been determined by averaging over 150 MC runs when the system is started from one of the ordered structure. Following the method introduced by

Binder and Müller-Krumbhaar [18] we have evaluated the relaxation time for different system sizes (see Fig. 2).

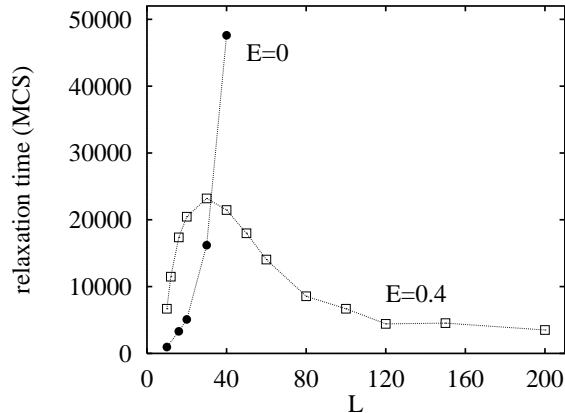


FIG. 2. Size dependence of relaxation time in a driven system (open squares) and for $E = 0$ (closed circles) at $T = 0.48$.

For small sizes the relaxation time increases with L . The curve has a maximum for $L \approx 36$ and tends to a constant value when $L \rightarrow \infty$. As a comparison with the equilibrium system we have repeated these calculations for $E = 0$ and $L \leq 40$. In contrary to the driven system the relaxation (ergodic) time increases monotonously with L in the absence of drive as demonstrated. Unfortunately, the systematic analysis becomes time consuming for lower temperatures because of the rapid increase of relaxation time.

The interfacial energy gives significant contribution to the total energy in the driven system. Consequently the size effect modifies the specific heat drastically as shown in Fig. 3. The peak increases and moves to left when choosing $L = 16, 32$ and 64 . For larger systems, however, the appearance of interfaces decreases the peak height. Notice that the simulations obtained for $L = 256$ reproduce the previous data [9].

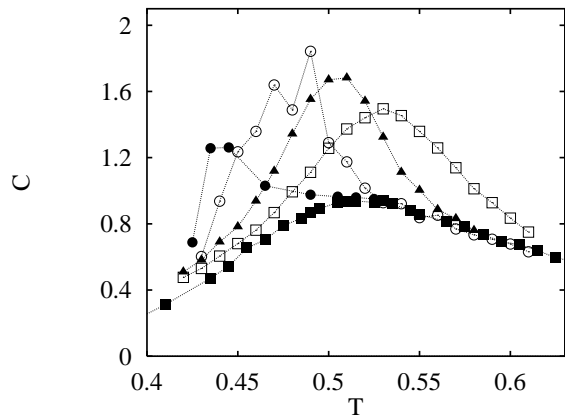


FIG. 3. Specific heat vs. temperature at $E = 0.4$ for different system sizes $L = 16$ (open squares), 32 (closed triangle), 64 (open circle), 128 (closed circles) and 256 (closed squares).

For stronger field the characteristic lengths become shorter and the polydomain structure is more tractable. As a consequence the MC simulations can be performed on smaller systems to have reliable results. The simulations have justified the absence of long range order at low temperatures. Furthermore, the λ singularity of specific heat spreads away as illustrated in Fig. 4.

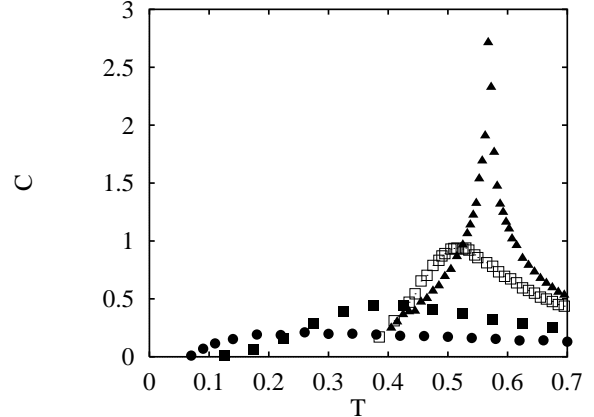


FIG. 4. Specific heat for different fields: $E = 0$ (triangles), 0.4 (open squares), 1 (closed squares), and 1.5 (bullets).

These data suggest that the critical behavior appears only in the limit $E \rightarrow 0$. Unfortunately, the MC simulations are not adequate to study rigorously the crossover from the smooth transition to the critical one when decreasing E because of the extremely large system sizes required to avoid the mentioned size effects. At the same time, the results of simulations agree quantitatively with the predictions of a generalized mean-field analysis performed at the level of 6-point approximation [19] for $E > 1$.

The appearance of pattern formation in the present model is not surprising because similar phenomena are found in some other open systems. The best known example is the Rayleigh-Bénard instability [20]. The curiosity of this driven lattice gas is related to the fact that here the pattern formation is preserved by the enhanced interfacial particle transport. That is, an interfacial phenomenon is capable to prevent the ordering process implying drastical modifications in the macroscopic features.

The polydomain structure consisting of two phases is topologically equivalent to a pattern like “droplets inside of droplets inside droplets ...” characteristic of the critical domain picture of Ising model [21]. According to the deterministic interfacial evolution model the appearance of characteristic lengths leads to minimum size for droplets. In the real system the smaller droplets appear as a consequence of thermal fluctuations. The resultant domain structure is topologically similar to a quenched state roughened for a given time. To demonstrate it we have determined the domain size distribution functions in both cases. Closed circles in Fig. 5 show the

average number of domains of size s in a rectangular system with 500×1500 sites for $E = 0.4$ and $T = 0.4$. Here the open circles are obtained by averaging over 1000 patterns developed from a random distribution after a thermalization of 300 MCS in the absence of driving field for a fixed temperature $T = 0.4$. In this former case there also exists a characteristic domain size increasing monotonously with time.

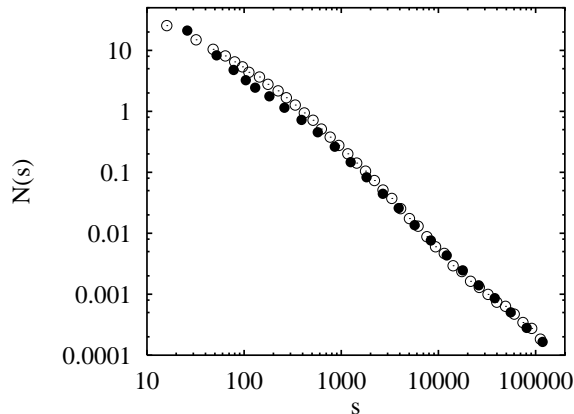


FIG. 5. Log-log plot of the average number of domains vs. their size for a self-organizing polydomain structure (closed circle) and for a state (open circle) during the roughening process.

The domain size distribution functions are generally sensitive to the choice of criteria defining domains and interfaces. In the above comparison we used the same criteria to demonstrate the similarity between the two types of states. Preliminary results suggest that this behavior is not affected by the anisotropy. Further systematic analysis is required to have quantitative conclusions.

For weak fields the interfacial phenomena including noises affect dominantly the long range order while it allows nearly perfect order inside the domains. In this limit the polydomain state can be considered as a noisy surface evolution problem. Such an approach raises many questions not yet investigated in the area of surface growth [22]. For example, this technique may give some predictions for the longitudinal domain (or correlation) length. Furthermore, it would be interesting to classify the interface evolution models which are able to preserve such a self-organizing domain structure.

In summary, at low temperatures the present driven lattice-gas model exhibits a self-organizing polydomain structure which is topologically similar to those appearing during the roughening process. The interfacial effects not only preserve the self-organizing process but they are able to destroy the monodomain structures. The related characteristic lengths are responsible for the significantly different features found for the small and sufficiently large systems. The temperature- and field-dependence of the self-organizing state raises many questions to be studied in the near future.

ACKNOWLEDGMENTS

This research was supported by the Hungarian National Research Fund (OTKA) under Grant Nos. T-4012 and T-16734.

-
- [1] S. Katz, J. L. Lebowitz, and H. Spohn, *Phys. Rev. B* **28**, 1655 (1983); *J. Stat. Phys.* **34**, 497 (1984).
 - [2] B. Schmittmann, *Int. J. Mod. Phys. B* **4**, 2269 (1990).
 - [3] B. Schmittmann and R. K. P. Zia, in *Phase Transitions and Critical Phenomena* edited by C. Domb and J. L. Lebowitz (Academic, New York, 1995) Vol. 17.
 - [4] S. Chandra, *Superionic Solids* (North Holland, Amsterdam, 1981).
 - [5] W. Dieterich, P. Fulde, and I. Peschel, *Adv. Phys.* **29**, 527 (1980).
 - [6] See, e. g., H. E. Stanley, *Introduction to Phase Transitions and Critical Phenomena*, (Clarendon, Oxford, 1971).
 - [7] R. Dickman, *Phys. Rev. A* **41**, 2192 (1990).
 - [8] K.-T. Leung, B. Schmittmann, and R.K.P. Zia, *Phys. Rev. Lett.* **62**, 1772 (1989).
 - [9] G. Szabó, A. Szolnoki, and T. Antal, *Phys. Rev. E* **49**, 299 (1994).
 - [10] S. M. Allen and J. W. Cahn, *Acta Metal.* **27**, 1085 (1979); K. Kawasaki and T. Ohta, *Progr. Theor. Phys.* **67**, 147 (1982); J.-F. Gouyet, *Phys. Rev. E* **51**, 1695 (1995).
 - [11] G. Szabó, A. Szolnoki, T. Antal, and I. Borsos, *Fractals* **1**, 954 (1993).
 - [12] W. W. Mullins and R. F. Sekerka, *J. Appl. Phys.* **34**, 323 (1963); **35**, 444 (1964).
 - [13] J. S. Langer, *Rev. Mod. Phys.* **52**, 1 (1980).
 - [14] K.-T. Leung, *J. Stat. Phys.* **67**, 345 (1990).
 - [15] C. Yeung, T. Rogers, A. Hernández-Machado, and D. Jasnow, *J. Stat. Phys.* **66**, 1071 (1992); C. Yeung, J. L. Mozos, A. Hernández-Machado, and D. Jasnow, *J. Stat. Phys.* **70**, 1149 (1993); S. Puri, K. Binder, and S. Dattagupta, *Phys. Rev. B* **46**, 98 (1992).
 - [16] G. Szabó, *Phys. Rev. E* **49**, 3508 (1994).
 - [17] S. Teitel and J.-R. Lee, unpublished, some details are described in Ref. [3].
 - [18] K. Binder and H. Müller-Krumbhaar, *Phys. Rev. B* **9**, 2328 (1974).
 - [19] G. Szabó and A. Szolnoki, (submitted to *Phys. Rev. E*, ref.: EJ5626).
 - [20] See, e.g., S Chandrasekhar, *Hydrodynamic and Hydro-magnetic Stability* (University Press, Oxford, 1961).
 - [21] L. P. Kadanoff, in *Phase Transitions and Critical phenomena* Vol. 5A, edited by C. Domb and M. S. Green (Academic, London, 1976).
 - [22] For a recent review see A. L. Barabási and H. E. Stanley, *Fractal Concept in Surface Growth* (Cambridge University Press, 1995).