

Quantum coherence and carrier mobility in organic semiconductors

J.-D. Picon,¹ M. N. Bussac,² and L. Zuppirolì³¹Laboratory of Optoelectronics of Molecular Materials
Ecole polytechnique fédérale de Lausanne
LOMM / IMX / STI, Station 3
CH-1015 Lausanne²Center for Theoretical Physics, CNRS
Ecole polytechnique,
F-91128 Palaiseau Cedex³Laboratory of Optoelectronics of Molecular Materials
Swiss Federal Institute of Technology { Lausanne
LOMM / IMX / STI, Station 3
CH-1015 Lausanne
(Dated: April 15, 2024)

We present a model of charge transport in organic molecular semiconductors based on the effects of lattice fluctuations on the quantum coherence of the electronic state of the charge carrier. Thermal intermolecular phonons and librations tend to localize pure coherent states and to assist the motion of less coherent ones. Decoherence is thus the primary mechanism by which conduction occurs. It is driven by the coupling of the carrier to the molecular lattice through polarization and transfer integral fluctuations as described by the Hamiltonian of Gosar and Choi.¹ Localization effects in the quantum coherent regime are modeled via the Anderson Hamiltonian with correlated diagonal and non-diagonal disorder² leading to the determination of the carrier localization length. This length defines the coherent extension of the ground state and determines, in turn, the diffusion range in the incoherent regime and thus the mobility. The transfer integral disorder of Troisi and Orlandi³ can also be incorporated. This model, based on the idea of decoherence, allowed us to predict the value and temperature dependence of the carrier mobility in prototypical organic semiconductors that are in qualitative accord with experiments.

PACS numbers: 72.80.Le, 71.23.An, 33.15.Kr

Keywords: organic semiconductors, localized states, polarization, electronic polaron

I. INTRODUCTION

Molecular electronics is a field that is rapidly gaining importance because of its potential in producing a new breed of plastic organic devices. A physical quantity that is critical to their operation is the charge carrier mobility in the organic molecular semiconductor that forms the active layer in these devices. It is therefore not surprising that along with this resurgence of interest in molecular electronics in recent years, charge transport mechanisms in organic semiconductors are once again at the forefront condensed-matter physics research. Consequently, important debates in this field have been rekindled recently to which we would like to contribute by the present work.

Experimental observations of "band-like" charge transport in single crystalline organic molecular semiconductor have previously been observed in stilbene⁴, perylene⁵, acenes^{6,7} or rubrene.^{8,9} Hole mobilities of 1 to 10 cm²/V s at room temperature were reported. In many cases, these mobilities were shown to decrease with increasing temperatures. At low temperatures, values of a few hundred cm²/V s were even seen in a "time-of-flight" measurement.⁵ Earlier theoretical explanations of these results invoked rigid band models to account for the power-law temperature dependence of the mobility.⁶ Later on, the electron-phonon interaction became widely recognized as the key factor that determines the mobility,

leading to the development of several polaronic models of charge transport in these materials.^{10,11,12,13,14,15,16}

The first proposed polaronic models have emphasized the influence of the molecular character of organic molecular crystals on charge transport. One approach calculated the reorganization energies on a single molecule and used the Marcus theory of charge transfer^{10,11,12,13} to determine the mobility. Another^{14,15,16} stressed the importance of low energy phonons and librations and derived an average mobility from the Kubo formula. In their recent works, Troisi and Orlandi criticized both these approaches based on polaron theories. They have suggested that the formation of a small polaron with the charge localized on a single molecule is unlikely¹⁷ because the nuclear reorganization energy in these crystals is comparable to the average intermolecular charge transfer while the more general approach based on intermolecular vibrations suffers from some problems of averaging.³ Subsequently, these models were extended to describe the effects of thermal disorder and thermal fluctuations on charge transport. In this case, low energy phonons and librations are able both to localize the charge and to drive its diffusion in the lattice. In a previous work,² we implemented the idea of phonons acting as a source of disorder and localizing the charge using an Anderson Hamiltonian with the carrier coupled to low energy intermolecular phonons and librations through the fluctuations of the polariza-

tion energy. On the other hand, the model of Troisi and Orlandi focused on the effects of fluctuations of the transfer integral which are considered to be large enough to localize and then move the carrier in the lattice.³ We note that these theoretical considerations^{2,3} have been introduced in the pioneering work of Gosar and Choi¹ on the determination of the mobility of an excess charge in a molecular crystal.

The present work focuses on quantum coherence effects on charge transport in organic semiconductors that has been ignored so far because of the technical difficulty of treating decoherence in a system with strong electron-phonon interactions. We calculate the carrier localization length resulting from the fluctuations of the electronic polarization energy. The fluctuations of the transfer integrals treated in Ref. 3 can also be included without problem. This localization length allowed us to determine the carrier diffusion coefficient leading to the prediction of the mobility of charge carrier in organic molecular crystals. We find that these results can explain the main trends of time-of-flight mobility measurements performed in pure organic semiconductor single crystals.

II. THE GENERAL FRAMEWORK OF THE CONDUCTION MODEL

Low energy phonons and librations play an ambivalent role in limiting charge carrier transport in molecular semiconductors. Depending on the quantum coherence of the electronic state of the carrier, thermal phonons will tend to localize pure coherent states or assist the motion of less coherent ones. As long as the carrier electronic states keep their quantum coherence, they are essentially localized by thermal disorder within a localization length L , which defines the coherent extension of the ground state. At longer time scales, thermal fluctuations cause decoherence and assist the diffusive motion of the carrier. This process is driven by the coupling of the carrier to the molecular lattice, through polarization fluctuations and transfer integral fluctuations as described by Gosar and Choi.¹ The localization length L determines the diffusion range and thus the mobility. To determine this quantity in the quantum coherent regime, we first introduce a transfer matrix formalism in two dimensions depicting the quantum interference processes in the plane of high conduction of these organic semiconductors. The hamiltonian for this quantum model is the Anderson hamiltonian¹⁸ with correlated diagonal and non-diagonal disorder established in Ref. 2, and which is extended in the present work by adding the purely diagonal transfer integral disorder computed in Ref. 3. The role of spatial and energetic correlations will be studied with particular emphasis for the case of polarization fluctuations. For the sake of concreteness, we shall apply the results derived here to widely studied molecular single crystals such as the acenes or rubrene.

The lattice dynamics in these materials have been in-

vestigated extensively. Inelastic neutron scattering in naphthalene by Natkaniec et al.¹⁹ revealed twelve intermolecular phonon branches in crystalline acenes. Structural refinements using a molecular dynamics model yielded a satisfactory fit to the measured phonon dispersion curves. More recently, some of these modes along with their relative electron-phonon coupling constants were obtained by a density functional theory scheme (DFT/LDA) applied to the acene series from naphthalene to tetracene.¹⁶ Both these calculations converge on the existence of a vibrational band centered near 50 cm^{-1} with 3 acoustic modes, 3 optical modes, and 6 librations. The directional average of the root-mean-square amplitudes of the translational vibrations of the molecules is 0.17 \AA at room temperature in anthracene as obtained from the X rays measurements of Cruickshank.²⁰ This work also showed a typical librational amplitude of 3 or 4 degrees at room temperature. The largest hole transfer integral between adjacent sites in pentacene, the prototype acene compound, is about 1000 cm^{-1} (0.12 eV) as determined independently in Refs. 17 and 21. Thus, the thermal motion can essentially be considered as static within the hole residence time of the order of 0.1 ps . More details on time scales are given in Appendix A. This is enough time to build a large quantum coherence into the system based on quantum interference in the Anderson weak localization regime. For times longer than 1 ps , the coupling of the extra charge with the intermolecular phonons reservoir now becomes the source for decoherence.²² In this case, we treat the charge motion within an adiabatic classical diffusion approximation, as the charge follows the motion of the low energy phonon wavepacket. The characteristic length of this diffusion is just the localization length determined in the short time scale coherent regime. Intramolecular vibrations play a negligible role in the decoherence. In fact, according to Ref. 11, there is essentially one mode that contribute to the reorganization energy of the positively ionized molecule. In pentacene, this corresponds to vibrational modes at 1340 cm^{-1} . This mode is too fast to localize the charge. Its main effect is to renormalize the transfer integral as outlined in our calculation presented previously in Appendix C of Ref. 23. That calculation yielded a further reduction of the bare transfer integral by a factor of 0.75.

III. THE CALCULATIONS OF THE LOCALIZATION LENGTHS

A. The hamiltonian

On each site of a real molecular crystal at finite temperature, the molecular positions and angles fluctuate with respect to their values in the perfect crystal. The carrier motion in the lattice is determined by its interaction with these fluctuations. In order to construct the hamiltonian that properly accounts for these interac-

tions, a clear distinction must be made between fast and slow interactions with respect to the transfer time $\tau = J^0$, where J^0 is the larger transfer integral in the conducting plane of the molecular semiconductor. This classification of the interactions according to their time scale is described in Appendix A: we show that the interaction with the electronic polarization and with intramolecular vibrations are fast, while the interaction with intermolecular phonons and librations is slow. Fast interactions can be averaged; they just renormalize the parameters of the hamiltonian.²³ On the contrary, slow or static interactions have to be included explicitly in the hamiltonian.

This is the case for intermolecular phonons, which as we mentioned earlier, form a band around 50cm^{-1} in acenes. These displacement fields on each crystal site can be considered as uncorrelated because of the nearly degenerate twelve phonon modes of acenes: many low-frequency phonons can also be treated as independent random displacements r_j and \tilde{r}_j on each site j . These lattice fluctuations as shown below, induce, in turn, site energy fluctuations ϵ_j and transfer integral fluctuations $\epsilon_{j;j+h}^0$. These random variables are characterized by mean square values $\langle \epsilon_j^2 \rangle$ and $\langle \epsilon_{j;j+h}^0 \rangle$ respectively. We can now start the construction of the hamiltonian.

In a previous paper², the long range Coulomb hamiltonian describing the Coulomb polarization induced by a charge in the molecular lattice is mapped onto a short range tight binding hamiltonian containing the polarization energy $E_p(n)$ on each molecular site n and the renormalized transfer integral $J_{n;n+h}$ which couples two adjacent sites n and $n+h$.

$$\hat{H} = \sum_n E_p(n) |n\rangle \langle n| + \sum_{n;n+h} J_{n;n+h} |n\rangle \langle n+h| \quad (1)$$

In the case of a perfect crystal, the polarization energy is uniform and shifts the ground state uniformly by about 1 eV as observed experimentally in acenes.^{24,25} Consequently, the bare bandwidth is significantly narrowed, regardless of the temperature, both by the polarization

cloud and the intramolecular phonon cloud which dress the charge. The reduction factors of the bare integral J have been calculated in Ref. 23 for pentacene to be 0.79 for polarization and 0.75 for intramolecular phonons.

The situation changes greatly when intermolecular thermal disorder enters the system. Thermal disorder on each site is parameterized by six Gaussian random variables attributed to each translational and librational degree of freedom of the molecules.

We designate the position fluctuations $R_j = r_j - r_j^0$ and the angular fluctuations are represented by $\tilde{r}_j = \tilde{r}_j - \tilde{r}_j^0$. Following Ref. 2, the polarization energy in the presence of thermal disorder can be written at each site n as

$$E_{\text{ip}}(n) = E_p^0(n) + \epsilon_n \quad (2)$$

where $\epsilon_n = \sum_{j \in n} (\partial E_p(n) / \partial r_j) (r_j - r_j^0) + (\partial E_p(n) / \partial \tilde{r}_j) (\tilde{r}_j - \tilde{r}_j^0)$. The renormalization factor of the transfer integral at each site due to polarization effects is given by²

$$\frac{J_{n;n+h}}{J_{n;n+h}^0} = \exp \frac{\epsilon_n + \epsilon_{n+h}}{J_{n;n+h}^0} \quad (3)$$

where ϵ_n , an energy of the order 1 eV, defines the importance of renormalization.² It is also possible to introduce in the hamiltonian the fluctuations of the bare transfer integrals, $J_{n;n+h}$, following the model of Troisi and Orlandi³ as

$$J_{n;n+h}(\epsilon_{n+h}, \epsilon_n; \tilde{r}_{n+h}, \tilde{r}_n) = J_{n;n+h}^0 + \epsilon_{n;n+h}^0 \quad (4)$$

where $\epsilon_{n;n+h}^0 = \tilde{r}_{n+h} (\partial J_{n;n+h} / \partial \tilde{r}_{n+h}) + \tilde{r}_n (\partial J_{n;n+h} / \partial \tilde{r}_n)$. Then hamiltonian 1 becomes an Anderson hamiltonian with correlated diagonal and non diagonal disorder and includes both polarization fluctuations, ϵ_n , and transfer integral fluctuations, $\epsilon_{n;n+h}^0$.

$$\hat{H} = \sum_n (E_p^0(n) + \epsilon_n) |n\rangle \langle n| + \sum_{n;n+h} (J_{n;n+h}^0 + \epsilon_{n;n+h}^0) \exp \frac{\epsilon_n + \epsilon_{n+h}}{J_{n;n+h}^0} |n\rangle \langle n+h| \quad (5)$$

In principle, the integral energy fluctuations $\epsilon_{n;n+h}^0$ and the polarization fluctuations ϵ_n are correlated because they are derived from the same thermal displacement field $(r_n; \tilde{r}_n)$. It is possible that the complexity of the displacement fields dilutes the effects of these correlations. Troisi and Orlandi have studied the effects of $\epsilon_{n;n+h}^0$ alone. Here we shall focus on the polarization fluctuations ϵ_n , which appear both in the diagonal and the

nondiagonal part of the Anderson hamiltonian. Thus in the following we shall set $\epsilon_{n;n+h}^0 = 0$ in the hamiltonian of Eq. 5. We are left with the random variable ϵ_n the distribution of which has a root mean square value $\langle \epsilon_n^2 \rangle^{1/2}$.

Polarization fluctuations effects are long ranged. Indeed the polarization cloud extends over many molecules as the contribution of the induced dipoles decrease like the reciprocal distance to the carrier ($1=r$). It is thus in-

TABLE I: Thermal energetic disorder resulting from the translational, librational and both translational and librational lattice uctuations is the root mean square value of the disorder distribution. The renormalization factor independent of the type of disorder (see Eq. 5) is related essentially to the HOMOLUMO gap²

Disorder	(m eV)	(eV)
0:1 A	42.1	0.4
3 degrees	9.4	0.4
3 degrees + 0:1 A	44.9	0.4

portant in our calculations to explore the amplitude of the correlations. This has been done in Appendix B. The result is that spatial correlations due to these disordered dipoles are much shorter range. Thus the correlations between the polarization energy of two adjacent sites can be neglected. Nevertheless, diagonal and nondiagonal disorder are correlated through the renormalization factor. The disorder parameters which constitute the starting point of the transfer matrix calculation are presented in table I. The root mean square values of the polarization uctuations have been calculated as follows. For a given distribution of lattice displacements that we know from the experimental work of Cruickshank²⁰, the polarization energy has been calculated according to our previous papers.^{2,23} Then by varying the number of samples, the distribution of ϵ_n can be reconstructed. We have checked that it is gaussian with a root mean square energy

B. The localization length

The hamiltonian of the carrier coupled to slow lattice uctuations of Eq. 5 is of the Anderson type (with correlated diagonal and nondiagonal disorder). It is well known that such types of hamiltonian lead to Anderson localization: the carrier quantum state results from the interference process between the wavelets scattered at each site; this process weakens the forwards scattering

in favor of the backwards one. Such a problem cannot be treated by averaging the energy distribution because the coherence of the quantum state, expressed by the phases of the wave function at each molecular site, should be preserved. The only transport model which is completely quantum is the transfer matrix formalism^{26,27}, which determines, in amplitude and phase, the carrier transmission and reflection coefficients in a disordered lattice. These coefficients cannot be directly averaged. Only the Lyapunov of the distribution obeys a central limit theorem and can be averaged.^{26,27,28} We used the transfer matrix formalism to calculate the localization length of the carrier. In two dimensions this method can be applied to a long strip.

We consider a 2D lattice array system of size $N \times M$ sites as illustrated in Figure 1. Each site $(n; m)$ corresponds to one molecule and is characterized by an en-

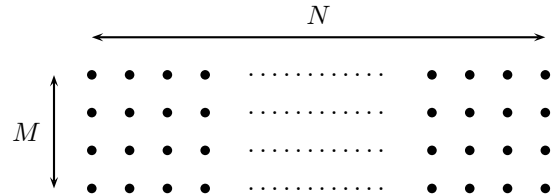


FIG. 1: Two-dimensional strip of width M and length N .

ergy ϵ_{nm} from a gaussian distribution. The ground state wavefunction $|j_i\rangle$

$$|j_i\rangle = \sum_{n,m} a_{n,m} |j; n; m\rangle \quad (6)$$

is solution of the Schrodinger equation

$$\hat{H} |j_i\rangle = E |j_i\rangle \quad (7)$$

We impose periodic boundary conditions and only take into account next neighbor interactions. Then equation 7 can be written explicitly as,

$$\langle n; m; j | \hat{H} |j_i\rangle - E \langle n; m; j | j_i\rangle = 0$$

$$, \quad (\epsilon_{n,m} - E) a_{n,m} + J_{n,m}^{n+1,m} a_{n+1,m} + J_{n,m}^{n-1,m} a_{n-1,m} + J_{n,m}^{n,m+1} a_{n,m+1} + J_{n,m}^{n,m-1} a_{n,m-1} = 0 \quad (8)$$

Using $A_n = (a_{n,1}; \dots; a_{n,M})$ then the former equation becomes,

$$A_{n+1} = M_n A_n + M'_{n-1} A_{n-1} \quad (9)$$

with M_n and M'_n given in Appendix C. This equation can be recast into the transfer matrix formalism as,

$$\begin{pmatrix} A_{n+1} \\ A_n \end{pmatrix} = \begin{pmatrix} M_{n+1} & M'_n \\ I & O \end{pmatrix} \begin{pmatrix} A_n \\ A_{n-1} \end{pmatrix} = T_n \begin{pmatrix} A_n \\ A_{n-1} \end{pmatrix} \quad (10)$$

We define $T_N = \prod_{n=1}^N T_n$ then

$$\frac{A_{n+1}}{A_n} = \frac{A_1}{A_0} \quad (11)$$

For the limiting case of n going to infinity, $\frac{A_{n+1}}{A_n}$ exposes the asymptotic behaviour of the ground state wavefunction ψ_j . According to Oseledec's theorem²⁹, the following limit yields the quantity λ_i , called i -th Lyapunov exponent where v_i is i -th eigenvalue of A_n .

$$\lim_{n \rightarrow \infty} \frac{\ln(v_i)}{n} = \lambda_i \quad (12)$$

is well defined so that when n increases, v_i is simply

$$v_i \approx e^{n \lambda_i} \quad (13)$$

Now, $\lambda_i > 0$ describes the exponential rate of decrease of the components of the ground state ψ_j . Then, any solution of the Schrodinger equation will decrease faster than the minimum rate given by

$$= \min_i (\lambda_i) \quad (14)$$

$L = 1/\lambda$ is called localization length and represents a measure of the extension of the ground state wavefunction.

To calculate the localization length, we sorted $2N$ random vectors and calculated their evolution via the transfer matrix process. Actually, if we start from a vector V_0 , after n steps, its image V_n is dominated by the largest Lyapunov exponent. To obtain the smallest one, that corresponds to the localization length, we used an orthogonal normalization³⁰ process applied to $2N$ random vectors in order to get rid of the contribution of the $2N - 1$ first Lyapunov exponents that screen the one we look after.

These Lyapunov exponents were calculated for arrays of finite width M . We have to use a finite-size rescaling to extract the actual localization length L from the localization length $L(M)$ for finite values of M . According to Ref. 31, as the diagonal parameter $\beta = J$ is lower than 4, we identify in our 2D system the localization length L of the infinitely wide array by taking the limit

$$\lim_{M \rightarrow \infty} L(M) \quad (15)$$

where $L(M)$ is the localization length obtained for an array of width M . Figure 2 shows the values of $L(M)/M$ versus $1/M$ for different energy positions in the bandwidth calculated for $\beta = 0.4$ as established in Ref. 2 for an angular disorder. As $1/M$ goes to 0, we can fit, as represented on figure 2, $L(M)/M$ (that also goes to 0) with a second order polynomial $a/M + b/M^2$ to find the expected localization length L equal to the parameter a .

A complete study of such a 2D system was recently carried out by Unge et Stafstrom. The results of Ref. 26 were partly used to validate our procedure of calculation of the Lyapunov exponents.

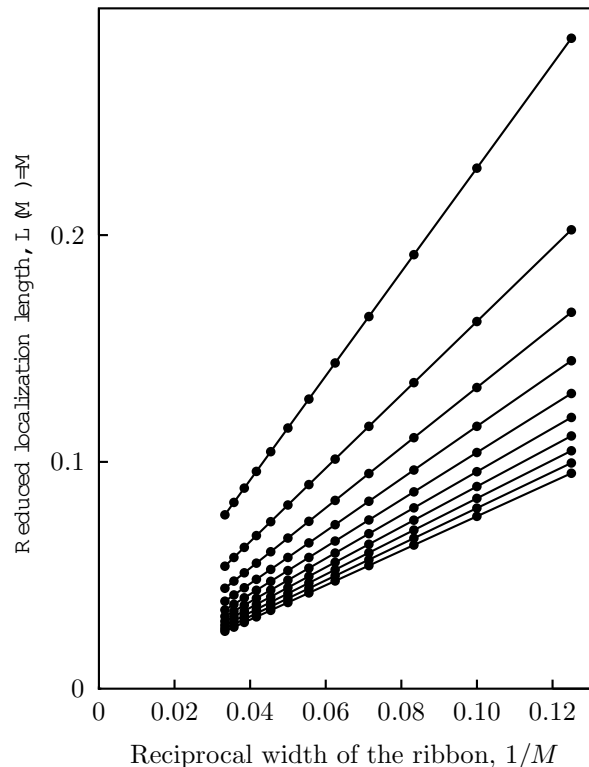


FIG. 2: Localization length in a strip of finite width $L(M)$. Each curve corresponds to a different energy in the band and a disorder of $0.5J$. When $1/M$ tends to 0, the localization length for a given energy corresponds to the asymptotic slope of the corresponding curve.

Since we are interested in charge transport, we explore the behavior of the localization length near the band edge. Figure 3 represents the results for an energy range between $3.95J$ and $4.05J$ with the band-edge of the perfect 2D lattice being equal to $4J$.

IV. THE EVALUATION OF THE MOBILITY

At time scales of a fraction of picosecond or less, intermolecular phonons can be viewed as static disorder; then, at this time scale, quantum coherence induces carrier localization. A carrier placed in such a system extends coherently over a characteristic length L . The question is how can this electron that is localized by thermal disorder move to a new position? If all types of intramolecular phonons whether acoustic, optical and librational, are able to localize the charge efficiently, they cannot drive

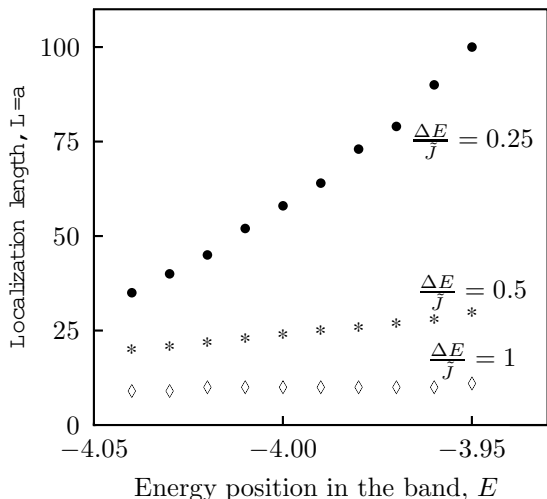


FIG. 3: Localization length close to the hole band-edge for different values of the diagonal disorder. When the disorder increases, the localization length decreases.

the motion of the charge with the same efficiency.

Dispersionless optical phonons are not efficient in moving charges. Emin was the first to observe this fact³² which was established more rigorously in Ref. 33. Furthermore we consider the charge motion to be adiabatic, because transfer integrals are at least one order of magnitude larger than intermolecular phonon energies. The most efficient process for moving the extra-charge is thus to use an acoustic phonon moving in the conduction plane. Then, during the lifetime of the localized excitation, the charge follows the phonon packet adiabatically. It moves along with the acoustic phonon with a speed that is basically equal to the sound velocity v_s . Values of the sound velocity in naphthalene are given in Ref. 1 and can also be deduced from the phonon dispersion curves of Ref. 19. We have taken a value of $v_s = 3.3 \text{ km s}^{-1}$, which we consider a good order of magnitude for acenes.

Thus the decoherence from the Anderson localized state to the classical diffusion in the plane, leads to a mobility

$$= \frac{\hbar \mathcal{D}}{k_B T} = \frac{\hbar v_s L}{4k_B T} \quad (16)$$

The Einstein's relation used here is valid for a non-degenerated hole gas. This condition is achieved in time of flight measurements and in field effect transistors. From the transfer matrix calculation applied near the hole band edge, we find a localization length $L=a$ varying as a power law of the polarization energy fluctuation (cf Fig. 4)

$$\frac{L}{a} = 8 \left(\frac{\delta}{J} \right)^{1.4} \quad (17)$$

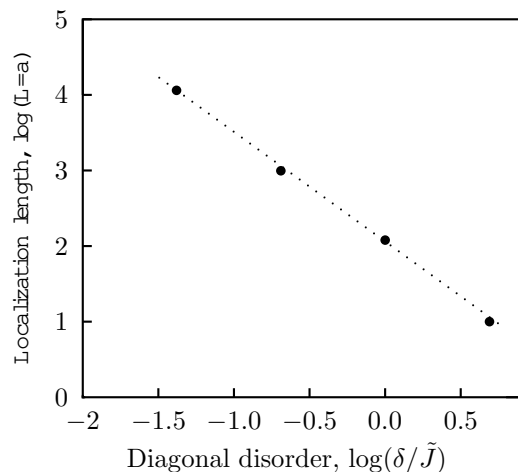


FIG. 4: Neper logarithm of the localization length calculated at $E = -4J$ versus the Neper logarithm of the diagonal disorder. The linear relation leads to a power-law behaviour as in experiments. The slope is about 1.4.

where $a = 5 \text{ nm}$ is the lattice spacing parameter and $J = 58 \text{ meV}$ the renormalized transfer integral.

If we combine the effect of a Gaussian translational disorder with a root mean square amplitude of 0.1 \AA and a gaussian librational disorder of 3 degrees around each axis, we get from table I a resulting energetic disorder of 45 meV . From Figure 4, we deduce a localization length of $11a$. Using Eq. 16, we get a mobility of $1.8 \text{ cm}^2 \text{ V}^{-1} \text{ s}^{-1}$.

Furthermore, because the polarization coupling is linear in the different molecular degrees of freedom (Eq. 2), the fluctuation is proportional to $(k_B T)^{1.2}$ at high temperatures. Then, we find that the mobility varies as a power law of the temperature with exponent ≈ 1.7 .

It is important to have an idea of the temperature range of validity of the power laws that results from our theory. They are based on a diffusion-like view of the transport. The disorder characterized by δ is a site disorder, whereas the localized wavefunction spans multiple sites and is therefore characterized by a disorder that is lower by a factor of $(a=L)^2$. The condition $(a=L)^2 < k_B T$ guarantees the diffusive aspect of the motion; otherwise, for cases in which the effective disorder exceeds $k_B T$, a hopping process appears. With the values of Table I, concerning thermal disorder and polarization fluctuations this condition yields $T > 50 \text{ K}$.

V. COMPARISON WITH EXPERIMENT

The present theoretical work is applicable to the evaluation of the intrinsic mobility of a carrier, which propagates through a single crystalline molecular semiconductor such as pentacene or rubrene. In particular, it is not directly applicable to the channel of a molecular transistor with an oxide gate. In these transistors, sur-

face Frohlich polarons have been shown to play a major role.^{23,34} Moreover, the field-effect mobility is affected by the presence of traps, particularly at the gate interface. Charge carrier traps dominate transport in thin film transistors and often in single crystalline transistors.³⁵ These traps have not been considered here.

The temperature range of interest is between 50 and 400 K where the mobility decreases with increasing temperature with a power law, $T^{-\alpha}$. The relevant experiments were performed on large ultrapurified molecular crystals by using the time-of-flight technique. The exponent was found to be 2.9 for holes and 1.4 for electrons in naphthalene,^{6,7} 1.5 for holes and 1.26 for electrons in anthracene,³⁶ and 1.87 for electrons in perylene.⁵ More recently the measured values of α in sublimation grown perylene single crystals were found to be 2.8 for electrons and close to zero for holes.³⁷ In biphenyl single crystals, the electron mobility exponent is 1.18 for both electrons and holes.⁵ In phenanthrene, the hole mobility varies with the exponent 1.8 and the electron mobility with the exponent 0.95.⁵ In tetracene single crystals, an exponent of 2 was reported for holes³⁸, while for air-gap transistor in rubrene a value of 1.45 can be deduced above 240 K from the curve of Fig. 3 in Ref. 35.

All the experiments cited above demonstrate that in ultrapure single crystals of molecular semiconductors, the mobility decreases as a power law with increasing temperature. The precise value of the exponent depends on the details of the crystal structure, on the transfer integrals, on the polarizabilities of the molecules, and on the interaction of the extra charge with the lattice. The exponent varies essentially between 1 and 2 depending on these factors.

In this sense our theoretical model, which contains no adjustable parameter and describes a prototypical crystalline molecular semiconductor is in excellent agreement with experiment. The model can be easily adapted to calculate μ in many systems by entering the relevant material-specific parameters. The geometry of the lattice can also be chosen according to more precise crystallographic data (in the present analysis, the conducting plane of acenes is assumed to be a square molecular lattice). The values of the relevant transfer integrals and their number can also be varied (here we have considered a single transfer integral). In general, these values are different for electrons and holes. The calculation of thermal disorder at a given temperature can also be varied according to the polarizabilities of the individual molecules and the characteristics of the coupling to the lattice. Moreover, the presence of defects and impurities acting as traps in the actual crystals can always change the temperature dependence of the mobility, even for temperatures very outside of the hopping regime. Only intrinsic effects have been included in the present calculation.

It is worth summarizing here the different parameters that we have used in the model and recalling their origin. Most of these values concern pentaene, but in the cases

where the values does not exist for this compound, we can also infer the value from experiments on other acenes.

{ bare transfer integral: 100 meV from Refs. 21 and 17

{ effective transfer integral renormalized twice according to Ref. 23, $J^* = 58$ meV

{ relevant intramolecular phonon frequency:¹¹ 1340 cm^{-1}

{ typical intermolecular phonon frequencies:^{16,19} 50 cm^{-1}

{ sound velocity in the plane:^{1,19} 3,3 km/s

{ amplitude of the translational vibrations at room temperature:²⁰ 0,17Å

{ amplitude of the librations at room temperature:²⁰ 3 degrees

{ polarization energy of a carrier $E_p = 1.5$ eV, calculated in Ref. 23.

Special cases have also been observed where the mobility is relatively constant over a large temperature range. In field-effect transistors this is now attributed to the existence of Frohlich polarons.³⁴ In the present form our model cannot account for such a low value of α (close to zero).

VI. COMPARISON WITH RECENT THEORIES

The present theory depicts the behavior of a carrier in a random medium resulting from lattice fluctuations. It is important to compare it to other existing models that pursue the same purpose by using other scenarios: polarons, reorganization energies, etc.

In our model, lattice fluctuations are coupled to the charge carrier through fluctuations of the Coulomb polarization energy.^{1,2} The idea is to consider possible dynamic localization processes induced by these Coulomb fluctuations acting on the carrier as a random field. This means that at short time scales, the motion of the carrier is coherent and can be treated quantum-mechanically using the transfer matrix formalism. At this stage we avoid any averaging of the coupling energies. We keep quantum interference and Anderson localization, which are relevant to this problem. A study of Anderson localization in molecular semiconductors using the same transfer matrix formalism was recently published by Unger and Stafstrom.²⁸ The hamiltonian they use is the same as Eq. 5 and comes from Ref. 2. Our results are consistent with theirs, but the authors do not follow the same analysis or present a transport model.

We consider the localization process to be dynamical. At time scales longer than 1 ps (see Appendix A) decoherence occurs. Then the localized carrier "surfs" adiabatically on the acoustic phonon waves: in fact, the carrier localizes in a certain landscape but the landscape moves slowly and the carrier is forced to follow this motion.

In some respect, this picture resembles the scenario proposed by Troisi and Orlandi³ to achieve the same purpose. Our model is 2D instead of theirs which is 1D

and we use quantum transport instead of a semiclassical simulation. Both models insist on the fact that lattice fluctuations can both localize the carrier and drive its diffusion in the lattice.

It is also important at this stage to compare our theory with well established recent models based on reorganization energies and polarons.

In these last years, Marcus theory has been extensively used to deduce charge transport parameters in molecular organic semiconductors. The model has been established half a century ago to predict charge transfer rates between a reactant and a product in a donor-acceptor reaction. More recently it has been widely used to determine small polaron hopping rates in oxides such as chromia, iron oxide, anatase and rutile,³⁹ and in molecular organic semiconductors.^{10,11,12,13} The advantages of this model are that the transport parameters are considered to depend only on a pair of adjacent sites and that the carrier is coupled to the lattice through optical or intramolecular vibration modes only. The result is simple and the charge transfer rate k_{ij} can be written in the semiclassical and nonadiabatic approximation:

$$k_{ij} = t_{ij}^2 \frac{\exp\left(-\frac{E_{ij} + \lambda_{ij}}{4k_B T}\right)}{\sqrt{4k_B T}} \quad (18)$$

where λ_{ij} is the reorganization energy, $E_{ij} = \epsilon_i - \epsilon_j$, ϵ_i and ϵ_j are the energies of the initial and final states, and t_{ij} is the transfer integral between the two sites.

The value of λ_{ij} corresponds to the dimer energy difference between the situation where the pair is charged but the geometric conformation corresponds to a neutral pair, and the situation where the pair is charged and is in the true geometry.

It is worth noting that, in this form, Marcus theory is strictly equivalent to the Emin-Holstein's earlier model of small polaron hopping.³² Emin and Holstein introduced the concept of polaron binding energy E_B (equal to one quarter of the reorganization energy) and the idea of coincidence, which is equivalent to the idea of a transition state in Marcus theory.

Due to the fact that Marcus theory always yields a transfer rate that increases with temperature, it cannot adequately describe the charge mobility in the bulk of single crystals where the temperature behavior is just the opposite. Even in the hopping regime, relation 18 has many restrictions. For example, this equation is only applicable when λ_{ij} is much larger than t_{ij} , a condition that is not satisfied for acenes and related compounds.¹¹ It is also only valid when the relevant intramolecular phonon frequency responsible for charge transfer (1340 cm^{-1}) is much lower than the transfer integral t_{ij} . This is also not the case in acenes and related compounds.¹¹ A third restriction is that small polaron hopping in a crystal must obey selection rules.^{32,33} The optical modes involved in the small polaron formation cannot lead to carrier motion in the lattice. Acoustic phonons are mandatory for this hopping process to occur. This solid state

effect is not accounted for in Marcus theory.

Finally relation 18 includes only short range interactions which are usually deduced from ab-initio software packages. As emphasized in reference 40, "the polarization effect in these systems is largely electrostatic in nature and can change dramatically upon transition from a dimer to an extended system."

In order to overcome the problem of nonlocality and to introduce the low energy acoustic phonons that are of paramount importance in charge transfer processes in molecular semiconductors, Hannewald and Bobbert have worked on the basis of a Peierls-Holstein Hamiltonian. Both the carrier and the phonons are treated quantum mechanically. The role of low energy phonons is to modulate the carrier energy on each site and the transfer integrals between adjacent sites. At finite temperature this modulation due to a large number of phonon modes could induce Anderson-like localization on the carrier, especially in anisotropical electron systems like acenes. However, as already observed by Troisi and Orlandi, the treatment of Hannewald and Bobbert excludes this possibility by averaging the electronic energies at all time scales.³

VII. POLARIZATION ENERGY FLUCTUATIONS OR TRANSFER INTEGRAL FLUCTUATIONS?

In general, thermal energetic disorder in organic molecular semiconductors comes either from a distribution of polarization energies or of transfer integrals or a combination of both of these fluctuations. Troisi and Orlandi^{3,17} have shown that by an appropriate choice for the values of the parameters in their model, transfer integral fluctuations alone are able to account for the order of magnitude of the mobility and its observed temperature dependence. Here, we have also shown that polarization fluctuations alone can achieve the same result.

In fact, the intermolecular potentials contain both short range and long range contributions due to the presence of an extra charge. It is typical in quantum chemistry and molecular dynamics calculations^{3,17} that only the short range part of these potentials are considered. However, long range polarization effects are not negligible and must be included in any realistic calculation.

It is important to emphasize the result of two recent experiments which show that polarization contributions cannot be avoided and do not represent special cases. The measurements of Moxpurgo et al.⁹ have shown unambiguously that the hole field effect mobilities in single crystals of rubrene or tetracene depend strongly on the dielectric permittivity of the gate. We have recently shown²³ that such dependence can be understood only if polarization effects are taken into account. Our recent temperature measurements⁴¹ on high quality pentacene films evaporated on different substrates revealed a large intrinsic temperature independent, contribution

to the Seebeck coefficient of 265 V/K. This implies that each carrier transports an intrinsic vibrational entropy of 3 Boltzmann constants ($3k_B$). We have shown quantitatively that this large entropy is associated with local variations of the low energy vibration frequencies around a carrier by 30% with respect to the bulk. This fact, which is not considered in Ref. 3, is easily understood when one considers that polarization effects induced by the carrier locally change the character of the interaction between molecules from Van de Waals bonds to point-dipole or dipole-dipole interactions. They validate the concept of polarization fluctuations which was introduced initially by Gosar and Choi.¹

In fact, the role of long range polarization in the motion of carriers in acenes and related compounds was addressed for the first time in 1954^{1,42} and considered seriously in the seventies.⁴³ Nowadays it tends once more to be widely recognized in the scientific community.^{28,40,44}

V III. C O N C L U S I O N

Following the work of Gosar and Choi,¹ we have proposed a model that accounts for the main features of transport in semiconducting acenes and related compounds. Like Troisi and Orlandi,³ we think that charge transport is due to lattice fluctuations. An important contribution of the present model is the inclusion of quantum interference effects, which are generally ignored in other transport models.

The present theory exclusively concerns conduction in bulk ultra pure crystals. It is also likely to apply to conduction in ultrapure crystal transistors made with polymer or air-gap gates. Although Frohlich polarons were not considered in the present work, we have proposed that they dominate the transport²³ in cases where a molecular single crystal is interfaced with an oxide gate. This conclusion is consistent with recent experiments.³⁴

Even in single crystals, the presence of electroactive defects acting as traps has been demonstrated.³⁵ They change the temperature dependence of the mobility. In the case where these traps dominate the transport, typically in thin-film acene transistors, a hopping regime sets in and the mobility becomes essentially activated with temperature. Even in this regime, the electronic polarization induced around trapped and free charges remains of paramount importance. A work is in progress to demonstrate this point theoretically.

A P P E N D I X A : T I M E S C A L E S

The non-interacting band properties of a perfect pentacene crystal along all crystallographic directions have been calculated by Troisi et Orlandi⁷ and Cheng et al.²¹ For the bare transfer integral, J^0 , between molecules along the direction of easy propagation in the (a;b)-plane, they obtain $J^0 = 100$ meV from which one gets $h=J^0 /$

$4 \cdot 10^{14}$ s as the characteristic time for in-plane Bloch-wave formation. The corresponding transfer time in the perpendicular c-axis direction, $h=J_z^0$, is thirty times longer than in the plane. Thus, in the presence of scattering, which substantially reduces the Bloch-wave lifetime, the carrier motion is essentially two-dimensional.

The above considerations allow for the classification of the various charge carriers interactions in organic semiconductors. For fast interactions with characteristic times shorter than $h=J^0$, the charge can be assumed to be located on a single molecular site. In pentacene, this is the situation encountered during the interaction of the carrier with the electronic polarizability of the medium or in intramolecular charge-transfer as well as the coupling with intramolecular carbon stretching vibrations with frequencies around 1340 cm⁻¹. Since fast interactions arise prior to the formation of the Bloch-wave, they have the effect of dressing the charge with a polarization cloud or a lattice deformation cloud. Slow interactions, on the other hand, have characteristic times much longer than $h=J^0$. They act directly on the Bloch-wave or the localized state. Such is the case for interactions of the charge carrier with low-energy intermolecular thermal phonons and librations, which in many cases can be considered as static with respect to the two-dimensional band motion ~ 50 cm⁻¹. These interactions scatter the Bloch-wave or localize the electronic states when the disorder they introduce is large enough. An interesting discussion of time scales can also be found in the first chapter of the book by Silinsh and Capek.⁴³

Because they dress the charge with a polarization cloud or lattice deformation, fast processes lead to a renormalization of the bare transfer integrals J^0 and J_z^0 and consequently increase the effective mass along all crystal directions. The case involving electron-phonon interactions has been discussed by several authors including Appel⁴⁵ and Davydov.⁴⁶ The purely electronic effects were treated in earlier works^{2,23} in which we calculated the renormalization effect due to the electronic polarizability in the bulk of the organic semiconductor.

A P P E N D I X B : S P A T I A L C O R R E L A T I O N S

Consider 2 sites n and m . The polarization energy $E_p(n)$ depends on the spatial conformation of the molecules that corresponds to the polarization cloud around the site n . Thus, if the polarization clouds around the given sites n and m overlap, $E_p(m)$ and $E_p(n)$ are correlated.

In order to evaluate the magnitude of these correlations, we calculated

$$\langle E_p(m)E_p(n) \rangle - \langle E_p(m) \rangle \langle E_p(n) \rangle \quad (B1)$$

for $m = n + 1$ (next neighbour of n) to $m = n + 11$ in the direction of highest transfer integral. The discrete cluster radius was set to 18 Å and the angular disorder

ACKNOWLEDGMENTS

The authors want to thank the maintainers of the cluster Pleiades (pleiades.epfl.ch) that was used

heavily for our calculations. They also acknowledge S. J. Konezny and D. B. Romero for scientific discussions and the Swiss National Science Foundation for the financial support (project number 200020-113254).

- Author to whom the correspondence should be addressed, e-mail: libero.zuppiroli@ep.ch
- ¹ P. Gosar and S.-I. Choi, *Physical Review* 150, 529 (1966).
 - ² M.-N. Bussac, J.-D. Picon, and L. Zuppiroli, *Europhysics Letters* 66, 3 (2004).
 - ³ A. Troisi and G. Orlandi, *J. Phys. Chem. A* 110, 4065 (2006).
 - ⁴ A. A. Kostin, V. V. Savelev, and A. V. Vannikov, *Phys. Stat. Sol. B* 87, 255 (1978).
 - ⁵ N. Karl, K. H. Krafft, J. Marktanner, M. Munch, F. Schatz, R. Stehle, and H.-M. Unde, *J. Vac. Sci. Technol. A* 17, 2318 (1999).
 - ⁶ W. Warta and N. Karl, *Phys. Rev. B* 32, 1172 (1985).
 - ⁷ N. Karl, *Synthetic Metals* 133-134, 649 (2003).
 - ⁸ V. Podzorov, S. E. Sysoev, E. Loginova, V. M. Pudalov, and M. E. Gershenson, *Appl. Phys. Lett.* 83, 3504 (2003).
 - ⁹ A. Stassen, R. W. I. de Boer, N. N. Josad, and A. F. M. Orpurgo, *Appl. Phys. Lett.* 85, 3899 (2004).
 - ¹⁰ N. E. G. Ruhn, D. A. da Silva Filho, T. G. Bill, M. M. Alagoli, V. Coropceanu, A. Kahn, and J.-L. Bredas, *J. Am. Chem. Soc.* 124, 7918 (2002).
 - ¹¹ V. Coropceanu, M. M. Alagoli, D. A. da Silva Filho, N. E. G. Ruhn, T. G. Bill, and J.-L. Bredas, *Phys. Rev. Lett.* 89, 275503 (2002).
 - ¹² D. A. da Silva Filho, E.-G. Kim, and J.-L. Bredas, *Advanced Materials* 17, 1072 (2005).
 - ¹³ M. Mas-Torrent, P. Hadley, S. T. Bromley, X. Ribas, J. Torres, M. Mas, E. Molins, J. Veciana, and C. Rovira, *J. Am. Chem. Soc.* 126, 8546 (2004).
 - ¹⁴ V. Krenke, J. Andersen, D. Dunlap, and C. Duke, *Phys. Rev. Lett.* 62, 1165 (1989).
 - ¹⁵ K. Hannewald and P. Bobbert, *Phys. Rev. B* 69, 075212 (2004).
 - ¹⁶ K. Hannewald, V. Stojanovic, J. Schellekens, and P. Bobbert, *Phys. Rev. B* 69, 075211 (2004).
 - ¹⁷ A. Troisi and G. Orlandi, *Phys. Rev. Lett.* 96, 086601 (2006).
 - ¹⁸ A. A. Johansson and S. Stafstrom, *Phys. Rev. B* 69, 235205 (2004).
 - ¹⁹ I. Natkaniec, E. L. Bokhenkov, B. D. Omer, J. Kalus, G. A. Mackenzie, G. S. Pawley, V. Schnelzer, and E. F. Sheka, *J. Phys. C: Sol. St. Phys.* 13, 4265 (1980).
 - ²⁰ D. W. J. Cruickshank, *Review of Modern Physics* 30, 163 (1958).
 - ²¹ Y. Cheng, R. Silbey, D. da Silva Filho, J. Calbert, J. Comil, and J. Bredas, *J. Chem. Phys.* 118, 8 (2003).
 - ²² H. M. Pastawski, L. E. F. Foa Torres, and E. Medina, *Chem. Phys.* 281, 257 (2002).
 - ²³ H. Houili, J.-D. Picon, M.-N. Bussac, and L. Zuppiroli, *Appl. Phys.* 100, 023702 (2006).
 - ²⁴ M. Pope and C. E. Swenberg, *Electronic Processes in Organic Crystals and Polymers* (Oxford Science Publication, 1999), p. 553.
 - ²⁵ J. K. Song, S. Y. Han, I. Chu, J. Kim, S. K. Kim, S. A. Lyapustina, S. Xu, J. M. Stiles, and K. H. Bowen, *J. Chem. Phys.* 116, 4477 (2002).
 - ²⁶ M. Unge and S. Stafstrom, *Synthetic Metals* 139, 239 (2003).
 - ²⁷ B. Kramer and A. Mackinnon, *Rep. Prog. Phys.* 56, 1469 (1993).
 - ²⁸ M. Unge and S. Stafstrom, *Phys. Rev. B* 74, 235403 (2006).
 - ²⁹ V. Oseledec, *Trans. Moscow Math. Soc.* 19, 197 (1968).
 - ³⁰ G. Benettin and L. Galgani, *Intrinsic Stochasticity in Plasmas* (Editions de Physique, Orsay, 1979), p. 93.
 - ³¹ A. Mackinnon and B. Kramer, *Phys. Rev. Lett.* 47, 21 (1981).
 - ³² D. Emin, *Properties of Amorphous Semiconductors* (P. G. LeComber and J. Mort, Academic Press, 1973), pp. 291-293.
 - ³³ H. M. Pastawski, L. E. F. Foa Torres, and E. Medina, *in*²², p. 257.
 - ³⁴ I. N. Hulea, S. Fratini, H. Xie, C. F. Mulkier, N. N. Tossad, G. Rastelli, S. Ciuchi, and A. F. M. Orpurgo, *Nature Materials* 5, 982 (2006).
 - ³⁵ V. Podzorov, E. Menard, J. A. Rogers, and M. E. Gershenson, *Phys. Rev. Lett.* 95, 226601 (2005).
 - ³⁶ N. Karl, J. Marktanner, R. Stehle, and W. Warta, *Synthetic Metals* (1991).
 - ³⁷ M. Kotani, K. Kakimura, M. Yoshimura, K. Ishii, S. Yamazaki, T. Kobori, H. Hokuyama, H. Kobayashi, and H. Tada, *Chemical Physics* 325, 160 (2006).
 - ³⁸ R. W. I. de Boer, M. Jochemsen, T. M. Klapwijk, and A. F. M. Orpurgo, *J. Appl. Phys.* 95, 1196 (2004).
 - ³⁹ K. M. Rosso and M. Dupuis, *Journal of Chemical Physics* 120, 7050 (2004).
 - ⁴⁰ E. F. Valeev, V. Coropceanu, D. A. da Silva Filho, S. Salmán, and J.-L. Bredas, *J. Am. Chem. Soc.* 128, 9882 (2006).
 - ⁴¹ A. von Muhlenen, N. Errien, M. Schaer, M.-N. Bussac, and L. Zuppiroli, unpublished (2007).
 - ⁴² Y. Toyozawa, *Prog. Theor. Phys.* 12, 421 (1954).
 - ⁴³ E. A. Silinsh and V. Capek, *Organic Molecular Crystals* (AIP Press, New York, 1994).
 - ⁴⁴ V. Coropceanu and J.-L. Bredas, *Nature Materials* 5, 929 (2006).
 - ⁴⁵ J. Appel, *Solid Stat. Phys.* 25, 193 (1968).
 - ⁴⁶ A. S. Davydov, *Theorie du solide* (Editions Mir, 1980).