

Non-equilibrium GW Approach to Quantum Transport in Nano-scale Contacts

Kristian S. Thygesen¹ and Angel Rubio^{1,2}¹ Institut für Theoretische Physik, Freie Universität Berlin, Am Müllberg 14, D-14195 Berlin, Germany² Departamento de Física de Materiales, Facultad de Ciencias Químicas,

University of the Basque Country UPV/EHU, Centro Mixto,

and European Theoretical Spectroscopy Facility (ETSF). E-20018 San Sebastian, Basque Country, Spain

(Dated: March 23, 2022)

Correlation effects within the GW approximation have been incorporated into the Keldysh non-equilibrium transport formalism. We show that GW describes the Kondo effect and the zero-temperature transport properties of the Anderson model fairly well. Combining the GW scheme with density functional theory and a Wannier function basis set, we illustrate the impact of correlations by computing the I-V characteristics of a hydrogen molecule between two Pt chains. Our results indicate that self-consistency is fundamental for the calculated currents, but that it tends to wash out satellite structures in the spectral function.

PACS numbers: 72.10.Bg, 73.23.-b, 73.63.Rt

Electronic correlations are responsible for important transport phenomena such as Coulomb blockade and Kondo effects [1], yet its significance for transport in nano-scale structures is not well understood nor has it been systematically studied. At present, the most popular approach to ab initio simulations of transport in nanocontacts combines a non-equilibrium Green's function formalism with the single-particle Kohn-Sham (KS) scheme of density functional theory (DFT). This approach works well for some systems [2, 3], but in other cases it fails to reproduce experimental data [4] indicating the need for computational transport schemes beyond the DFT level [5, 6, 7].

A reliable description of transport through a molecular junction requires first of all a reliable description of the electronic structure of the molecule itself, i.e. its electron addition- and removal energies. It is well known that the GW self-energy method yields quasiparticle properties of molecules [8, 9] and solids [10, 11] in good agreement with experiment improving drastically the DFT band structures. In view of this it seems tempting to extend the use of the GW approximation to transport calculations. It is clear, however, that this should not be implemented by shifting the molecular energy levels to their GW positions prior to coupling. The reason is, that when a confined interacting system is connected to external (non-interacting) leads, the electrons in the confined region become correlated with those in the leads. To capture these correlations, which are the origin of important many-body phenomena such as the Kondo effect, it is crucial that the self-energy be evaluated in the presence of coupling to the leads.

Traditionally, correlation effects in transport have been studied on the basis of the Anderson- and Kondo models by a variety of numerical and analytical techniques. Many of these techniques are, however, quite specific to the considered models and lack the generality needed to be combined with first-principles methods.

In this paper we combine the GW approximation with the non-equilibrium Keldysh formalism to obtain a prac-

tical scheme for correlated quantum transport. We study the Anderson model out of equilibrium, and calculate the I-V characteristics of a molecular hydrogen contact using a Wannier function (WF) basis set. In both applications we emphasize the difference between self-consistent and non self-consistent evaluations of the GW self-energy.

As a general model of a quantum conductor we consider a central region (C) connected to left (L) and right (R) leads. The leads are kept at chemical potentials μ_L and μ_R , respectively. We construct the matrix $h_{ij} = \langle i | \hat{H}_S | j \rangle$, where $\hat{H}_S = \frac{1}{2} \mathbf{r}^2 + v_h + v_{xc} + v_{ext}$ is the KS Hamiltonian of the combined L-C-R system in equilibrium, and $f_i g$ is a corresponding set of maximally localized, partly occupied WFs [12]. Assuming that correlation effects as well as charge redistributions induced by the bias voltage are significant only inside C, we describe the leads and the coupling to the central region by h . Using standard methods [13] we evaluate the coupling self-energies, $\Sigma_L(\omega) = h_C g_L(\omega) h_C$, where g is the GF of the uncoupled lead $\mu = L, R$. The interactions inside the central region are described by $\hat{V}_{int} = \frac{1}{2} \sum_{ijkl} V_{ijkl} c_i^\dagger c_j^\dagger c_l c_k$, where the Coulomb matrix elements $V_{ijkl} = \int d\mathbf{r} d\mathbf{r}' \phi_i(\mathbf{r}) \phi_j(\mathbf{r}') \phi_k(\mathbf{r}) \phi_l(\mathbf{r}') = \int d\mathbf{r} \phi_i(\mathbf{r}) \phi_j(\mathbf{r}) \phi_k(\mathbf{r}) \phi_l(\mathbf{r})$. In practice we use an effective interaction which only involves a subset of the Coulomb matrix elements, see later. We include matrix elements of the form $V_{ij,ij}$ and $V_{ij,ji}$ in the calculation of the correlation part of the GW self-energy while also terms of the form $V_{ii,jj}$ and $V_{ij,ij}$ are included in the Hartree and exchange self-energies [14]. By allowing the effective interaction to be spin-dependent we avoid the self-interaction normally present in the GW correlation.

We calculate the retarded and lesser Green's functions of the central region from [15, 16]

$$G^r = [i + \epsilon - \epsilon_C + (v_{xc})_C - \Sigma]^{-1} \quad (1)$$

$$G^< = G^r \Sigma^< G^a + 2 i f_C G^r G^a; \quad (2)$$

where ϵ is a positive infinitesimal and $\epsilon_{tot} = \epsilon_L + \epsilon_R + \epsilon$ is the sum of the coupling self-energies and the exchange-

correlation part of the interaction self-energy. The term $v_h = \frac{r}{h} [G] - \frac{r}{h} [G_{DFT}^{eq}]$, is the correction to the equilibrium (DFT) Hartree potential introduced by the correlations and the finite bias. The DFT xc-potential is subtracted from h_{CC} to avoid double counting. In the last term of Eq. (2), f_C denotes the initial Fermi distribution of the central region before coupling to the leads. Notice that this term can become significant at energies where $\text{Im } \frac{r}{\text{tot}}$ is comparable to $\frac{r}{h}$ [16]. While this is not expected to occur in the interacting case (due to lifetime broadening by $\frac{r}{h}$), it will happen in the non-interacting case whenever bound states are present in C . We note, that in Eqs. (1) and (2) we have specialized to the long time limit where we assume that the system reaches a steady state in which the Green's functions depend only on the time difference $t = t_2 - t_1$ and thus can be represented by a single time/frequency variable. [17]

The symmetrized current, $I = (I_L + I_R)/2$, where $I_{L(R)}$ is the current in the left (right) lead, is given by [18]

$$I = \frac{i}{4} \text{Tr}[(\frac{r}{L} - \frac{r}{R})G^< + (\frac{r}{L} - \frac{r}{R})(G^r - G^a)] \quad (3)$$

where $\frac{r}{L(R)} = i[\frac{r}{L(R)} - \frac{a}{L(R)}]$ is the coupling strength and the trace is taken over basis functions in the central region.

Within the GW approximation is written as a product of the Green's function, G , and the screened interaction, W , calculated in the random phase approximation (RPA). Out of equilibrium this holds true on the Keldysh contour, and the relevant equations in real time follow from the Langreth conversion rules [15]. Absorbing the spin index into the orbital index we define the effective interaction $\hat{V}_e = \frac{1}{2} \sum_{ij} \hat{V}_{ij} c_i^\dagger c_j^\dagger c_j c_i$, where $\hat{V}_{ij} = V_{ij};ij - \delta_{ij} V_{ij};ji$. \hat{V}_e resembles the real space interaction with the important difference that \hat{V}_{ij} is spin-dependent and $V_{ii} = 0$. Self-interaction is thus automatically excluded to all orders in \hat{V}_e . The retarded and lesser GW self-energies become (on the time axis),

$$\frac{r}{ij}(t) = iG_{ij}^r(t)W_{ij}^>(t) + iG_{ij}^<(t)W_{ij}^r(t) \quad (3)$$

$$\frac{<}{ij}(t) = iG_{ij}^<(t)W_{ij}^<(t); \quad (4)$$

The screened interaction is given by (in frequency space),

$$W^r(!) = V [I - P^r(!)V]^{-1} \quad (5)$$

$$W^{<=>}(!) = W^r(!)P^{<=>}(!)W^a(!); \quad (6)$$

where all quantities are matrices in the central region indices. Finally the irreducible polarization becomes

$$P_{ij}^r(t) = iG_{ij}^r(t)G_{ji}^<(t) - iG_{ij}^<(t)G_{ji}^a(t) \quad (7)$$

$$P_{ij}^{<=>}(t) = iG_{ij}^{<=>}(t)G_{ji}^{>=<}(t); \quad (8)$$

In principle the GW method implies a self-consistent problem, i.e. the G obtained from Eqs. (1) and (2) should equal the G used to produce W . In this way all important conservation laws are fulfilled [9]. However, due

to the large computational demands GW band structure calculations usually apply a, quite successful, non self-consistent G_0W_0 approach using on the G_0 obtained from a KS calculation [10]. We mention here that the non-equilibrium GW approximation has previously been used in the study of semiconductors in high-intensity laser fields [5, 20].

We represent all quantities on a uniform real time/frequency grid using the Fast Fourier transform to switch between the two representations to avoid time-consuming convolutions. The calculation of the WFs, the matrix elements h_{ij} , and the coupling self-energies is described in detail in Ref. 13.

Before turning to the Wannier-GW calculations we apply the method to the Anderson impurity model. Although GW is not expected to be accurate for strongly correlated systems, the simplicity of the Anderson model makes it ideal for illustrating the properties and limitations of the non-equilibrium GW approximation. We thus consider a central site of energy ϵ_c coupled to one-dimensional leads with on-site energy $\epsilon_0 = 0$ and nearest-neighbor hopping $t_0 = 10$. The hopping to the central site is $t_c = 1.3$ giving $\frac{r}{L}(0) = \frac{r}{R}(0) = 0.65$. Double occupation of the central site costs a charging energy of $U = 4$, and the spin-dependent interaction entering Eq. (5) is $V_{\sigma\sigma} = U(1 - \delta_{\sigma\sigma})$. We assume half-filled bands, i.e. $E_F = \epsilon_0$, and measure all energies relative to E_F .

We consider three different approximations: (i) Self-consistent Hartree, which is equivalent to self-consistent Hartree-Fock (HF) since the exchange term vanishes. (ii) G_0W_0 with the self-consistent HF Green's function as G_0 . (iii) Fully self-consistent GW. All calculations are non-magnetic, i.e. $G^* = G_\# = G$.

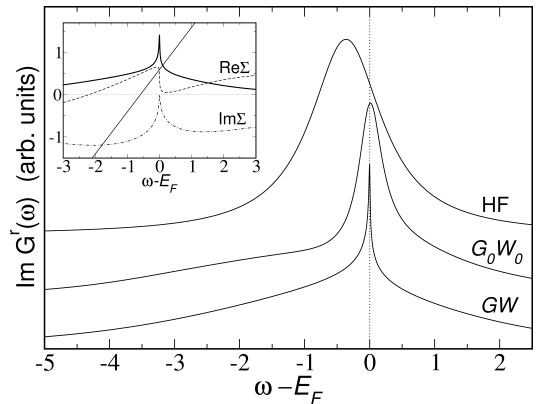


FIG. 1: Spectral function at the central site, $\epsilon_c = -3$, of the Anderson model calculated in three different ways (see text). The curves have been vertically offset for clarity. Inset: real and imaginary parts of the GW self-energy together with the line ϵ_{HF} . The steep shape of $\text{Re } \Sigma^r$ around E_F pins the position of the quasi-particle peak.

In Fig. 1 we show the equilibrium spectral function at the central site, $\text{Im } G^r(!)$, for $\epsilon_c = -3$. The HF solution shows a single peak at $\epsilon_{HF} = \epsilon_c + U/4$ with a full width at half maximum given by $2t_c$. This behavior

is representative for any mean-field description, including the KS scheme. The inclusion of dynamic correlations leads to qualitative changes in the spectral peak which moves close to the chemical potential [21] and narrows down from 2 to 0.63 (0.28) in the case of G_0W_0 (GW). This change is a signature of the Kondo effect: For $U < U_c$ (the so-called Kondo regime), the correlated groundstate is a singlet with a finite amplitude for the central site being empty. At $T = 0$ this leads to the formation of a spectral peak at the chemical potential with a width given by the Kondo temperature, $T_K = \frac{1}{2}(2U)^{1/2} \exp[-U_c/(U_c + U)]$. For our choice of parameters $T_K = 0.19$, which is in fair agreement with the GW result, and about three times smaller than the G_0W_0 result.

From the inset of Fig. 1 it can be seen that the Kondo peak gets pinned to E_F due to the steep shape of $\text{Re } \chi$ in this region, and that its reduced width, as compared to 2, is a consequence of the steep drop in $\text{Im } \chi$ away from the point $\text{Im } \chi (= E_F) = 0$. The atomic levels which should be seen at U_c and $U_c + U$ appear as shoulders in the G_0W_0 spectrum, but for larger values of U they become more pronounced as satellites (side-bands) of the main quasiparticle peak although their positions are somewhat shifted towards E_F . In contrast the self-consistent GW fails to capture the side-bands. These findings agree well with previous results obtained with the fluctuation-exchange approximation [22], and with GW studies of the homogeneous electron gas [23]. We mention that in self-consistent second-order perturbation theory, the pinning of the main spectral peak to E_F is less pronounced than in GW and its width is significantly overestimated, showing as expected that the higher order RPA diagrams enhance the strong correlation features.

In Fig. 2 we show the zero-temperature differential conductance under a symmetric bias, $V_L = V_R = V = 2$, as a function of U_c . For $V = 0$ there is only little difference between the HF and GW results which both show a broad conductance peak reaching the unitary limit at the symmetric point $U_c = U = 2$. The physical origin of the conductance trace is, however, very different in the two cases: While the HF result is produced by off-resonant transport through a broad spectral peak moving rigidly through the Fermi level, the GW result is due to transport through a narrow Kondo peak which is always on resonance (for U_c in the Kondo regime). This difference is brought out clearly as V is increased: for V the bias has little effect on the HF conductance while the GW conductance drops dramatically already at biases comparable to T_K due to suppression of the Kondo resonance. We note that we do not observe a splitting of the GW Kondo resonance at finite V [24]. The side peaks in the dI/dV correspond to the central level crossing the chemical potentials. The G_0W_0 conductance is markedly different from the HF and GW results. At low bias there are unphysical dips in the conductance curve, and as V is raised the dI/dV becomes even more unreasonable showing strong negative differential conductance (for this rea-

son we have omitted the $V = 4$ curve). This unphysical behavior of the G_0W_0 is a result of its non-conserving nature, and it underlines the necessity of using a conserving approximation such as the self-consistent GW for transport calculations. Within G_0W_0 the violation of current conservation, $(I_L - I_R) = I$, increases with V reaching 20% at $V = 0.8$ for certain values of U_c , while it is always negligible in our GW calculations [25].

As an illustration of the Wannier-GW scheme we consider a molecular hydrogen bridge between infinite atomic Pt chains, see inset of Fig. 3. Experimentally, the conductance of the hydrogen contact is found to be close to the conductance quantum, $2e^2/h$, and this value has been reproduced by DFT calculations. [3] Using the plane-wave pseudopotential code Dacapo, we perform DFT calculations for an infinite Pt wire as well as a supercell containing the hydrogen molecule with six Pt atoms on each side. The WF's and KS Hamiltonian of the full system in equilibrium are obtained by combining the two calculations, see Ref. 13 for more details. For the transport calculation we use a central region consisting of the two s-like WF's of the hydrogen. Due to the smallness of the matrix elements coupling the two Pt chains across the molecule this succeeds to converge the elastic transmission function. Ultimately, the dependence of the GW results on the size of C as well as on the basis set should also be checked. [26].

In the upper panel of Fig. 3 we show the local density of states (LDOS) at one of the two H orbitals as calculated within DFT using the PW91 xc-functional, as well as self-consistent HF (in the central region). In DFT the H_2 bonding state is a bound state at -7.0 eV relative to E_F , while the anti-bonding state lies at 0.4 eV and is strongly broadened by coupling to the Pt. Moving from DFT to HF the bonding state is shifted down by -8 eV because for occupied states the exchange potential is more negative than the DFT xc-potential. The same effect tends

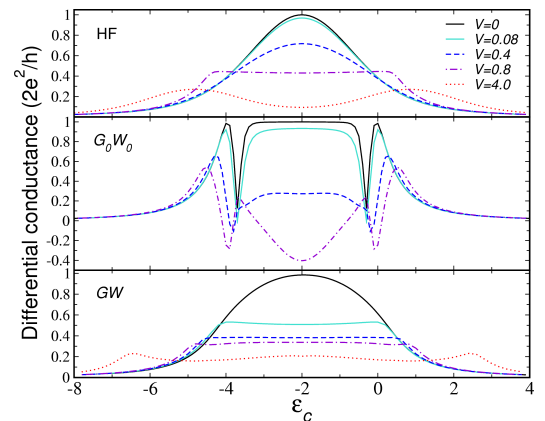


FIG. 2: (color online). Differential conductance in the Anderson impurity model as a function of the central site energy, U_c , for different applied biases. The negative differential conductance seen in the middle panel is an artifact of the non-conserving nature of the G_0W_0 approximation.

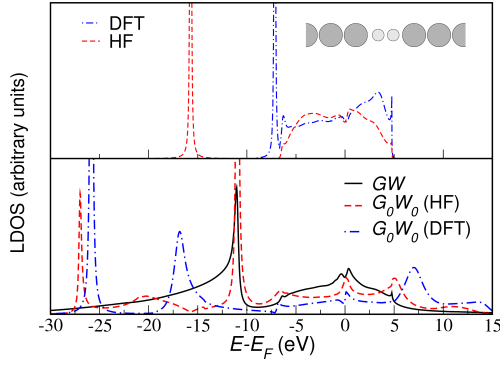


FIG. 3: (color online). Local density of states at one of the H orbitals of the Pt-H-H-Pt contact shown in the inset.

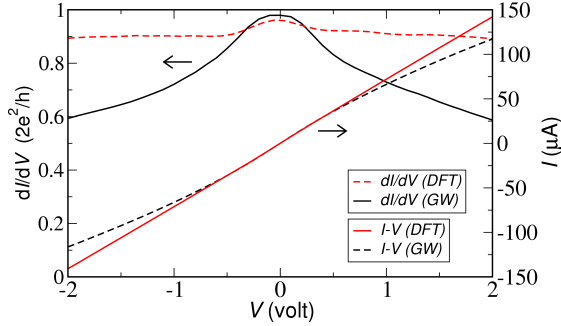


FIG. 4: (color online). I-V and dI/dV for the hydrogen contact as calculated in DFT (PW 91) and self-consistent GW. V is the source-drain bias voltage.

to drive the half-filled anti-bonding state down but in this case the resulting increase in the Hartree potential (about 4 eV) stops it just below E_F .

In the lower panel of Fig. 3 we show the LDOS calculated in GW as well as G_0W_0 starting from either DFT or HF, i.e. G_0 is either G_{DFT} or G_{HF} . The large deviation between the two G_0W_0 results is not surprising given the large difference between G_{DFT} and G_{HF} . Focusing on the bonding state, the G_0W_0 quasiparticle (QP) energies lie at -26 eV and -11 eV for DFT and HF, respectively. Two effects are responsible for this difference:

1. We have $\epsilon_{QP}(G_0) = \epsilon_{HF}(G_0) + \epsilon_{corr}(G_0)$, where ϵ_{corr} is determined by the intersection of the line ϵ_{HF} with the real part of the correlation self-energy, $\text{Re} \epsilon_{corr}$. Now, $\epsilon_{HF}(G_{HF})$ is already 5 eV larger than $\epsilon_{HF}(G_{DFT})$ due, mainly, to the mentioned increase in Hartree energy. Secondly, it turns out that $\epsilon_{corr}(G_{HF})$ is roughly $\epsilon_{corr}(G_{DFT})$ shifted down by 9 eV (note that this corresponds to the difference between the delta peaks in G_{HF} and G_{DFT}), leading to $\epsilon_{corr}(G_{DFT}) \approx 6$ eV and $\epsilon_{corr}(G_{HF}) \approx 5$ eV [26]. We are aware that part of this difference could be due to the limited size of the basis.

We notice, that the LDOS results of Fig. 3 can be largely reproduced by including only the second-order GW diagram in the self-energy. Thus the higher-order RPA diagrams are less important in this case.

The linear-response conductance has been calculated by applying a small bias of 10 mV. All the self-consistent calculations, i.e. DFT, HF, and GW, yield a conductance within 10% of the experimental value of $2e^2/h$. The same holds for G_0W_0 (HF), however, this is somewhat arbitrary as the G_0W_0 (DFT) conductance is only $0.4(2e^2/h)$. In Fig. 4 we show the fully self-consistent I-V characteristics for DFT and GW. The DFT conductance is nearly constant over the bias range (like the HF, not shown). In contrast the GW conductance falls off at higher bias due to incoherent scattering described by $\text{Im} \epsilon_{corr}$. Since $\text{Im} \epsilon_{corr}(E_F)$ vanishes in equilibrium, the finite-bias conductance suppression is a direct result of the non-equilibrium treatment of correlations.

In conclusion, we have presented a non-equilibrium GW implementation that can be combined with DFT and a localized basis set to model correlated electron transport in nanostructures. Results for the Anderson model and a Pt-H-H-Pt nano-contact indicate that self-consistency is crucial for GW transport calculations.

We thank E. K. U. Gross for stimulating discussions during our stay in his group. The authors were partly supported by the EC 6th Framework NoE NANOQUANTA and SANES project. K.T. acknowledges support from the Danish Natural Science Research Council.

[1] D. Goldhaber-Gordon, Hadas Shtrikman, D. Mahalu, David Abusch-Magder, U. Meirav, and M. A. Kastner, *Nature* 391, 156 (1998).
[2] S. K. Nielsen, Y. Noat, M. Brandbyge, R. H. M. Smit, K. Hansen, L. Y. Chen, A. I. Yanson, F. Besenbacher, and J. M. van Ruitenbeek, *Phys. Rev. B* 67, 245411 (2003).
[3] D. Djukic, K. S. Thygesen, C. Untiedt, R. H. M. Smit, K. W. Jacobsen, and J. M. van Ruitenbeek, *Phys. Rev. B* 71, 161402 (2005).
[4] K. Stokbro, J. Taylor, M. Brandbyge, J.-L. Mozos, and P. O. Riedn, *Computational Materials Science* 27, 151 (2003).

[5] P. Delaney and J. C. Greer, *Phys. Rev. Lett.* 93, 036805 (2004).
[6] A. Ferretti, A. Calzolari, R. Di Felice, F. Manghi, M. J. Calias, M. B. Nardelli, and E. Molinari, *Phys. Rev. Lett.* 94, 116802 (2005).
[7] P. Darancet, A. Ferretti, D. Mayou, and V. Olevano, *cond-mat/0611404*.
[8] A. Stan, N. E. Dahlen, and R. van Leeuwen, *Europhys. Lett.* 76, 298 (2006).
[9] T. A. Niehaus, M. Rohlfing, F. Della Sala, A. Di Carlo, and T. Frauenheim, *Phys. Rev. A* 71, 022508 (2005).
[10] M. S. Hybertsen and S. G. Louie, *Phys. Rev. B* 34, 5390 (1986).

- [11] G. Onida, L. Reining, and A. Rubio, *Rev. Mod. Phys.* **74**, 601 (2002).
- [12] K. S. Thygesen, L. B. Hansen and K. W. Jacobsen, *Phys. Rev. Lett.* **94**, 026405 (2005).
- [13] K. S. Thygesen and K. W. Jacobsen, *Chem. Phys.* **319**, 111 (2005).
- [14] With our localized basis set we have found that this is sufficient to reproduce Hartree and exchange energies of most molecular orbitals to within 10%.
- [15] H. Haug and A.-P. Jauho, *Quantum Kinetics in Transport and Optics of Semiconductors*, Springer (1998).
- [16] The last term in Eq. (2) is usually written as $(1 + G^r_{\text{tot}})G^<_0(1 + G^a_{\text{tot}})$, where G_0 is the Green's function of $H_C + V_H$ [15]. Using that $G^<_0(!) = f_C(!)(G^r_0 - G^a_0) = 2f_C(!)$ i, the equivalence of the two forms is readily shown.
- [17] G. Stefanucci and Carl-Olof Almbladh, *Phys. Rev. B* **69**, 195318 (2004).
- [18] Y. Meir and N. S. Wingreen, *Phys. Rev. Lett.* **68**, 2512 (1992).
- [19] U. von Barth, N. E. Dahlen, R. van Leeuwen, and G. Stefanucci *Phys. Rev. B* **72**, 235109 (2005).
- [20] C. D. Spataru, L. X. Benedict, and S. G. Louie, *Phys. Rev. B* **69**, 205204 (2004).
- [21] In the Kondo regime, the G_0W_0 spectral peak can appear more or less close to E_F depending on the values of ϵ and U , whereas the GW peak is always situated very close to E_F independent of U and ϵ .
- [22] J. A. White, *Phys. Rev. B* **45**, 1100 (1992).
- [23] B. Holm and U. von Barth, *Phys. Rev. B* **57**, 2108 (1998).
- [24] Y. Meir, N. S. Wingreen, and P. A. Lee *Phys. Rev. Lett.* **67**, 2601 (1993).
- [25] The proof that $I_L = I_R$ for the present self-consistent GW calculations will be given elsewhere.
- [26] See EPAPS Document No. for GW-Wannier test results for the HOMO and LUMO levels of an H_2 molecule as well as a graphical determination of ϵ_{corr} .