

Quantum Dynamics of Electron-Nuclei Coupled System in a Double Quantum Dot

Ozgur Cakir and Toshihide Takagahara

Department of Electronics and Information Science, Kyoto Institute of Technology,
Matsugasaki, Kyoto 606-8585 JAPAN
CREST, Japan Science and Technology Agency, 4-1-8 Honcho, Kawaguchi, Saitama 332-0012,
JAPAN

E-mail: cakir@kit.ac.jp

Abstract. Hyperfine interaction of electron spins with nuclear spins, in coupled double quantum dots is studied. Results of successive electron spin measurements exhibit bunching due to correlations induced via the nuclear spins. Further nuclear spins can be purified via conditional electron spin measurements which lead to electron spin revivals in the conditional probabilities. The electron spin coherence time can be extended via conditional measurements. The results are extended to a single electron on a single QD.

Electron spins in semiconductor quantum dots are promising candidates as building blocks for quantum information processing [1, 2, 3] due to their long coherence times [4, 5]. The dominating decoherence mechanism of electron spins is the hyperfine (HF) interaction with the spins of the host nuclei [6, 7, 8, 9, 10]. Coherent manipulation of two-electron spin states has been achieved in double quantum dots (QD) in recent experiments [11], and a detailed study of various aspects of hyperfine (HF) interaction and electron spin decoherence became possible [12].

In section-1, we are going to introduce electron nuclei coupled system in an electrically gated double QD occupied by two electrons, then discuss bunching and revival in the results of electron spin measurements. In the section-2 the results will be briefly extended to a single QD occupied by a single electron.

1. Electron nuclei coupled system in a coupled double QD

We consider an electrically gated double quantum dot (QD) occupied by two electrons. Under a high magnetic field, s.t. the electron Zeeman splitting is much greater than the hyperfine fields and the exchange energy, dynamics takes place in the spin singlet ground state $\uparrow\downarrow$ and triplet state of zero magnetic quantum number $\uparrow\uparrow$, $\downarrow\downarrow$,

$$H_e = JS_z + r h_z S_x; \quad (1)$$

where S is the pseudospin operator with $\uparrow\downarrow$ and $\downarrow\downarrow$ forming the S_z basis. $h_z = h_{1z} - h_{2z}$, where h_{1z} and h_{2z} are the components of nuclear HF field along the external magnetic field in the first and second dot, respectively [6, 9]. $r = \frac{t}{\sqrt{t^2 + (\Delta/2 + \sqrt{(\Delta/2)^2 + t^2})^2}}$ is the amplitude of the hyperfine coupling, which is determined by the gate voltages. Δ is the detuning which is a linear function of gate voltage differences, and t is the tunneling coefficient. When $\Delta \gg t$,

the ground state singlet state corresponds to the case where both electrons are localized in the same dot and HF coupling is switched off, $r \rightarrow 0$. The opposite limit $r \rightarrow 1$ corresponds to the singlet state where electrons are located in different dots, and HF coupling is maximized $r \rightarrow 1$.

1.1. Bunching in electron spin measurements

Now we show that by electron spin measurements the coherent behavior of nuclear spins can be demonstrated. Electron spins are initialized in the singlet state and the nuclear spin states are initially in a mixture of h_z eigenstates, $\rho(t=0) = \sum_n p_n |n\rangle\langle n|$, where $|n\rangle$ is a nuclear state with an eigenvalue of $h_z = h_n$ and satisfies $\text{Tr}(\rho) = 1$. p_n is the probability of the hyperfine field h_z having the value h_n .

In the unbiased regime $\mu_B B = 0$, the nuclear spins and the electron spins interact for a time span of τ . Then the gate voltage is swept adiabatically to a high value (s.t. $\mu_B B \gg \tau^{-1}$), in a time scale much shorter than HF interaction time, leading to the state, $\rho = \sum_n p_n |n\rangle\langle n|$, where $|j\rangle = \frac{1}{\sqrt{2}}(|\uparrow\rangle + |\downarrow\rangle)$, with $\cos(\theta_n/2) = \frac{h_n}{J}$, $\sin(\theta_n/2) = \frac{\hbar}{J}$, and $\Omega_n = \frac{J^2 + h_n^2}{\hbar}$ is the Rabi frequency.

Next a charge state measurement is performed which detects a singlet or triplet state [1]. Probability to detect the singlet state is $\sum_n p_n |j\rangle\langle j|$, and the triplet state is $\sum_n p_n |j\rangle\langle j|$. Subsequently one can again initialize the system in the singlet state of electron spins, and turn on the hyperfine interaction for a time span of τ , and perform a second measurement. In general over N measurements, the probability of k times singlet outcomes is

$$P_{N,k} = \langle \sum_n p_n |j\rangle\langle j|^{2k} |j\rangle\langle j|^{2(N-k)} \rangle \quad (2)$$

where $\langle \cdot \rangle$ is the ensemble averaging over the hyperfine field h_n [9]. Here the key assumption is that nuclear states preserve their coherence over N measurements, thus the measurements are not independent due to nuclear memory. One can easily contrast this result with the semiclassical (SC) result for which nuclear spins are assumed to be purely classical, whereas electron spins are taken to obey quantum mechanics [9]. In SC case results of successive measurements are independent and the probability for obtaining k times singlet results over N measurements is given by,

$$P_{N,k}^0 = \langle \sum_n p_n |j\rangle\langle j|^{2k} |j\rangle\langle j|^{2(N-k)} \rangle \quad (3)$$

In the SC case the probability distribution (3) obeys simply a Gaussian distribution with mean $k = N \langle |j\rangle\langle j| \rangle$, and variance $N \langle |j\rangle\langle j| \rangle^2$, as $N \rightarrow \infty$. However, in quantum mechanical (QM) treatment of nuclear spins, the probability distribution (2) may exhibit different statistics depending on the initial nuclear state. If the SC distribution of h_n is characterized by the same distribution as in QM case, the two probability distributions (2) and (3) yield the same mean value, $\bar{k} = N \langle |j\rangle\langle j| \rangle$, however with distinct higher order moments. If the distribution of initial nuclear state p_n has a width Δ , then for HF interaction time $\tau = 1/J$, the SC and QM distributions start to deviate from each other. They yield the same distribution only when the initial nuclear state is in a well defined eigenstate of h_z , i.e. when $\Delta = 0$.

In particular we are going to consider the case when the nuclear spins are initially randomly oriented; probability distribution for hyperfine fields obeying a Gaussian distribution $p[h] = \frac{1}{\sqrt{2\pi}} \exp[-h^2/2\sigma^2]$. In Fig. 1, for $N = 20$ measurements, $P_{N,k}$ is shown for HF interaction times $\tau = 0.5; 1.5; 1$. For $\tau = 0$, the probability for both SC and QM cases is peaked at $k = 20$. However, immediately after the HF interaction is introduced, the probability distributions show distinct behavior. The SC distribution converges to a Gaussian distribution. In QM case the probabilities bunch at $k = 0; 20$ for $J = 0$, and when $J = 0.5$ those bunch at $k = 20$ only. As J is increased above some critical value, no bunching takes place at $k = 0$ singlet measurement.

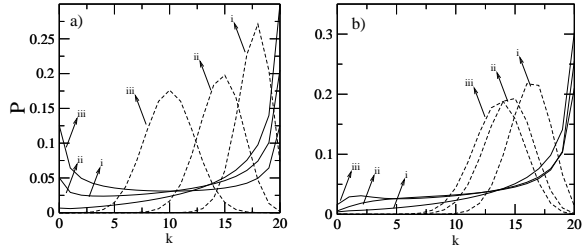


Figure 1. Double QD: Probability distribution at $N = 20$ measurements for $k = 0; 1; \dots; 20$ times singlet detections, for QM (solid lines), SC (dashed lines). Two cases of the exchange energy are considered a) $J = 0$ b) $J = 0.5$ for HF interaction times = i) 0.5, ii) 1.5, iii) 1.

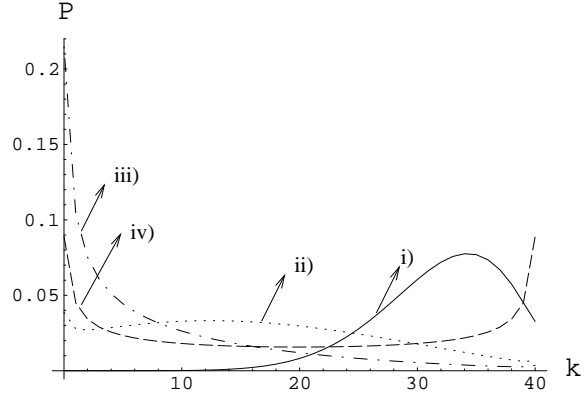


Figure 2. Single QD: Probability distribution at $N = 40$ measurements for $k = 0; 1; \dots; 20$ times triplet detections at HF interaction times = i) 0.3, ii) 0.6, iii) 0.9 iv) 1.

1.2. Electron spin revivals

The modified nuclear spectrum leads to correlations between the successive electron spin measurements. Depending on the results of previous measurement, one may decrease the singlet-triplet mixing. As a particular example consider the case: Starting from a random spin configuration, N successive electron spin measurements are performed, each following initialization of electron spins in the spin singlet state and a HF interaction of duration $t_i; i = 1 \dots N$ and all outcomes turn out to be singlet. Then again HF interaction is switched on for a time t , and the $(N + 1)$ th measurement is carried out. The conditional probability to detect the singlet state is given by

$$P = \frac{\sum_{s_1, s_2, \dots, s_N} \binom{2}{s_1} \binom{2}{s_2} \dots \binom{2}{s_N} e^{\frac{1}{2} [(s_1 - 1)\tau_1 + (s_2 - 1)\tau_2 + \dots + (s_N - 1)\tau_N + (s_{N+1} - 1)t]^2}}{4^N \sum_{s_1, s_2, \dots, s_N} \binom{2}{s_1} \binom{2}{s_2} \dots \binom{2}{s_N} e^{\frac{1}{2} [(s_1 - 1)\tau_1 + (s_2 - 1)\tau_2 + \dots + (s_N - 1)\tau_N]^2}}; \quad (4)$$

where the sum s run over $s_i = 0 \dots 2$ and $\tau_i = t_i$. For the particular case $t_1 = t_2 = \dots = t_N = t$, the initial state is revived at $t = n$; ($n = 1; 2; \dots; N$) with a decreasing amplitude, $P_n = 2 + \sum_{s=0}^N \binom{2N}{s} e^{-\frac{2}{t} (t - Ns)^2} = 4 \binom{2N}{N}$. In Fig. 3 the conditional probabilities (4) are shown for $t = 1; 0.3; 0.6; 0.9$ subject to $N = 0; 1; 2; 5; 10$ prior singlet measurements in each. Revivals are observable only for $t > 1$, because the modulation period of the nuclear state spectrum characterized by $1/t$ should be smaller than the variance.

From (4), number of revivals can be increased with various choices for the ratios of HF interaction times t_i . The underlying mechanism of revivals is purification of nuclear spins by the electron spin measurements. The purity of a system characterized by the density matrix $\hat{\rho}$ is given by $P = \text{Tr} \hat{\rho}^2$. As an example we are again going to consider the nuclear state prepared by N successive electron spin measurements with singlet outcomes, each followed by HF interaction times $t_1 \dots t_N$,

$$P = \frac{1}{D} \frac{\sum_{s_1=0}^4 \binom{4}{s_1} \binom{4}{s_2} \dots \binom{4}{s_N} e^{\frac{1}{2} [(s_1 - 2)\tau_1 + (s_2 - 2)\tau_2 + \dots + (s_N - 2)\tau_N]^2}}{\sum_{s_1=0}^2 \binom{2}{s_1} \binom{2}{s_2} \dots \binom{2}{s_N} e^{\frac{1}{2} [(s_1 - 1)\tau_1 + (s_2 - 1)\tau_2 + \dots + (s_N - 1)\tau_N]^2}}; \quad (5)$$

D is the dimension of the Hilbert space for the nuclear spins. For a fixed ratio of $t_1 : t_2 : \dots : t_N$, purity (5) is a monotonically increasing function of time. For $t_i \rightarrow 1$, one can attain various

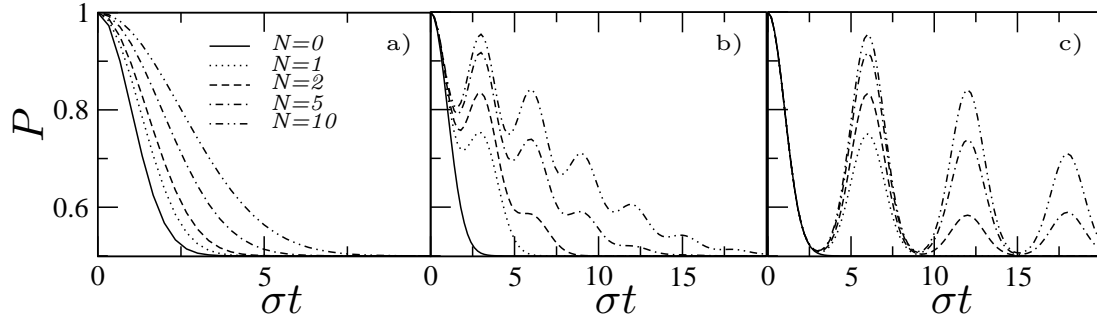


Figure 3. Conditional probability for singlet state detection as a function of HF interaction time t , subject to $N = 0; 1; 2; 5; 10$ times prior singlet state measurements and for HF interaction times a) $\sigma t = 1.0$, b) $\sigma t = 3.0$, c) $\sigma t = 6.0$.

asymptotic limits for the purity. For instance for $N = 2$, there are three asymptotic limits; when a) $\rho_1 = \rho_2$ then $P = 11/4D$, b) $\rho_1 = \rho_2$ then $P = 35/18D$, c) otherwise $P = 9/4D$. For $N = 2$ with $\rho_1 = \rho_2 = 2/3$, $\rho_3 = 1/3$, the conditional probability (4) is given as follows,

$$P \approx \frac{1}{2} + \frac{1}{8} e^{-\frac{(\sigma t - 3/2)^2}{2}} + 2e^{-\frac{(\sigma t - 2)^2}{2}} + 3e^{-\frac{(\sigma t - 1)^2}{2}} + 4e^{-\frac{\sigma^2 t^2}{2}}; \quad (6)$$

whereas for $\rho_2 = \rho_1 = 1/2$,

$$P \approx \frac{1}{2} + \frac{1}{12} e^{-\frac{(\sigma t - 2)^2}{2}} + 4e^{-\frac{(\sigma t - 1)^2}{2}} + 6e^{-\frac{\sigma^2 t^2}{2}}; \quad (7)$$

As the purity of nuclear spins increase, more revivals are present with an increased amplitude.

2. Electron spin bunching and revivals in a single QD

Now we are going to consider a single electron on a single QD. Under external field B , the system is governed by the Hamiltonian,

$$H = g_e B B S_z + g_n B \sum_{i=1}^N I_z^{(i)} + h \sum_{i=1}^N S \cdot I^{(i)}; \quad (8)$$

In (8), the first two terms are electron and nuclear Zeeman energies respectively, and the last term is the HF interaction where h is the HF field. When electron Zeeman energy is much greater than rms value of HF fields, viz. $g_e B \gg \sqrt{\sum_{i=1}^N h^2}$, dipole terms are suppressed and the Hamiltonian (8) becomes, $H \approx g_e B B S_z + h_z S_z$. Up to a unitary rotation, with $B = 0$, this is equivalent to the Hamiltonian (1) with $J = 0$. $|j\rangle_i = (|j''\rangle_i)$ $|j'\rangle_i = \bar{2}$ states are coupled by HF interaction with j'' (j') being the eigenstates of S_z . Each time the electron is prepared in $|j\rangle_i$. Next it is loaded onto the QD, then removed from the QD after some dwelling time τ . Next spin measurement is performed in $|j\rangle_i$ basis. Essentially the same predictions as that of double QD can be made for this system, namely electron spin bunching and revival.

In Fig. 2, for $N = 40$ measurements, the QM probability distribution of $P_{N,jk}$ is shown at electron Zeeman energy $\mu_B B = 2$, for $\sigma t = 0.3; 0.6; 0.9; 1$. It is seen that contrary to the double QD, the population bunches at $|j\rangle_i$ states at times $\sigma t = 0.3, 0.6, 0.9$, but then relaxes to the equilibrium distribution cf. Fig. 1.

Next we are going to consider electron spin revivals. For instance after N times HF interaction of duration τ , each followed by $|j\rangle_i$ measurement, the conditional probability for obtaining $|j\rangle_i$ in the $(N+1)$ th step followed by a HF interaction of duration t is given as, $P \approx 1/2 + \sum_{s=0}^N \binom{2N}{s} e^{-2(\sigma t - (N-s))^2} \cos[\sigma t (N-s)] = 4^N$. This is essentially the same result for that of a double QD discussed in section-1.2.

3. Discussion and conclusion

The randomization of nuclear spins will lead to loss of memory effects described above. The nuclear state conditioned on the electron spin measurements will decohere during time interval between the successive measurements, i.e., when the HF interaction is switched off. Thus, the main decoherence mechanism of nuclear spins is due to intrinsic nuclear dipole-dipole interactions. In double quantum dots the duration of the cycle involving electron spin initialization and measurement is about 10 ns[1]. Since the nuclear spin coherence time determined mostly by the nuclear spin diffusion is longer than about several tens of ns[13, 14, 8], the bunching for N successive measurements up to $N > 1000$ can be observed. The same holds for the number of revivals that can be observed.

We have studied the quantum dynamics of the electron-nuclei coupled system in QD's. The bunching of results of the electron spin measurements and the revival in the conditional probabilities are emerging features of coherence of nuclear spins. The underlying mechanism is the correlations between successive measurements induced via nuclear spins and the increase in the purity of the nuclear spin state through the electron spin measurements. This mechanism is expected to lead to the extension of the electron spin coherence time.

- [1] D. Loss and D. P. DiVincenzo. Quantum computation with quantum dots. *Phys. Rev. A*, 57:120, 1998.
- [2] J. M. Taylor, H. A. Engel, W. Dur, A. Yacoby, C. M. Marcus, P. Zoller, and M. D. Lukin. Fault-tolerant architecture for quantum computation using electrically controlled semiconductor spins. *Nature Physics*, 1:177, 2005.
- [3] A. Imamoglu, D. D. Awschalom, G. Burkard, D. P. DiVincenzo, D. Loss, M. Sherwin, and A. Small. Quantum information processing using quantum dot spins and cavity qed. *Phys. Rev. Lett.*, 83:4204, 1999.
- [4] V. N. Golovach, A. Khaetskii, and D. Loss. Phonon-induced decay of the electron spin in quantum dots. *Phys. Rev. Lett.*, 93:016601, 2004.
- [5] Y. G. Semenov and K. W. Kim. Phonon-mediated electron-spin phase diffusion in a quantum dot. *Phys. Rev. Lett.*, 92:026601, 2004.
- [6] W. A. Coish and D. Loss. Singlet-triplet decoherence due to nuclear spins in a double quantum dot. *Phys. Rev. B*, 72:125337, 2005.
- [7] K. Schulten and P. G. Wolynes. Semiclassical description of electron spin motion in radicals including the effect of electron hopping. *J. Chem. Phys.*, 68:3292, 1978.
- [8] D. Paget, G. Lampel, B. Sapoval, and V. I. Safarov. Low field electron-nuclear spin coupling in gallium arsenide under optical pumping conditions. *Phys. Rev. B*, 15:5780, 1977.
- [9] I. A. Merkulov, A. L. Efros, and M. Rosen. Electron spin relaxation by nuclei in semiconductor quantum dots. *Phys. Rev. B*, 65:205309, 2002.
- [10] A. Khaetskii, D. Loss, and L. Glazman. Electron spin evolution induced by interaction with nuclei in a quantum dot. *Phys. Rev. B*, 67:195329, 2003.
- [11] J. R. Petta, A. C. Johnson, J. M. Taylor, E. Laird, A. Yacoby, M. D. Lukin, and C. M. Marcus. Coherent manipulation of coupled electron spins in semiconductor quantum dots. *Science*, 309:2180, 2005.
- [12] A. C. Johnson, J. R. Petta, J. M. Taylor, A. Yacoby, M. D. Lukin, C. M. Marcus, M. P. Hanson, and A. C. Gossard. Triplet-singlet spin relaxation via nuclei in a double quantum dot. *Nature*, 435:925, 2005.
- [13] D. Paget. Optical detection of nmr in high-purity gaas: Direct study of the relaxation of nuclei close to shallow donors. *Phys. Rev. B*, 25:4444, 1982.
- [14] G. Giedke, J. M. Taylor, D. D'Alessandro, M. D. Lukin, and A. Imamoglu. Quantum measurement of nuclear spin polarization in quantum dots. 2005. e-print: quant-ph/0508144.