

Plaquette bond order wave in the quarter-filled extended Hubbard model on the checkerboard lattice

Martin Indergand,¹ Carsten Honerkamp,² Andreas Lauchli,³ Didier Poilblanc,⁴ and Manfred Sigrist¹

¹Institut für Theoretische Physik, ETH Zurich, CH-8093 Zurich, Switzerland

²Theoretical Physics, Universität Würzburg, D-97074 Würzburg, Germany

³Institut Romand de Recherche Numérique en Physique des Matériaux (IRRM A), CH-1015 Lausanne, Switzerland

⁴Laboratoire de Physique Théorique, CNRS & Université de Toulouse, F-31062 Toulouse, France
(dated: March 23, 2022)

An extended Hubbard model (including nearest-neighbor repulsion and antiferromagnetic spin exchange) is investigated on the frustrated checkerboard lattice, a two-dimensional analog of the pyrochlore lattice. Combining Gutzwiller renormalized mean-field (MF) calculations, exact diagonalization (ED) techniques, and a weak-coupling renormalization group (RG) analysis we provide strong evidence for a crystalline valence bond plaquette phase at quarter-filling. The ground state is twofold degenerate and breaks translation symmetry. The bond energies show a staggering while the charge distribution remains uniform.

PACS numbers: 71.27.+a, 73.22.Gk, 71.30.+h

I. INTRODUCTION

Many frustrated quantum magnets exhibit complex behavior deeply rooted in the macroscopic degeneracy of their classical analog. Spin liquids characterized by the absence of any kind of symmetry breaking and valence bond crystals (VBC) characterized by translation symmetry breaking only (SU(2) symmetry is preserved) are exotic phases possibly realized in some two-dimensional (2D) or three-dimensional (3D) frustrated magnets.¹ The VBC instability in 2D and 3D are higher dimensional realizations of the one-dimensional (1D) spin-Peierls mechanism which is known to occur, e.g., in the Heisenberg spin-1/2 chain with nearest and next-nearest neighbor exchange interaction above some critical frustration (even in the absence of lattice coupling).² In that case, the chain spontaneously dimerizes leading to a twofold degenerate gapped ground state (GS). Similarly, the GS of the Heisenberg model on the checkerboard lattice (the square lattice with diagonal bonds on every second plaquette, see Fig. 1) was shown to be twofold degenerate with long range plaquette VBC order characterized by a $Q = (\pi; \pi)$ ordering wavevector.³ In this state the spins pair up in four-spin singlet units located on every second void plaquette giving rise to stronger bonds on those plaquettes.

So far the investigation of charge degrees of freedom in geometrically frustrated systems has been poorly explored. Most computations deal with a small fraction of holes doped into a Mott insulator⁴ or with itinerant systems at half-filling.⁵

It has been suggested recently,⁶ that for strongly correlated electrons on frustrated lattices such as the 2D kagome or the 3D pyrochlore lattice a related spontaneous symmetry breaking away from half-filling might occur at the fractional filling $n = 2/3$ and $n = 1/2$, respectively. These so-called bisimplex lattices are arrays of corner sharing triangular or tetrahedral units. Inter-

estingly, although the GS is twofold degenerate due to the breaking of inversion symmetry that leads to two types of non-equivalent units, lattice translational symmetry is preserved and all sites remain equivalent, i.e., there is no charge density wave (CDW) ordering. Each site of the lattice belongs to two non-equivalent units and the two types of units have different bond strength, i.e., different expectation values for the kinetic and magnetic energy, which is the typical characteristic of a bond order wave (BOW).

The checkerboard lattice can be viewed as a 2D corner-sharing array of tetrahedra. As shown in Ref. 6 the t-J model with two electrons on a single tetrahedron has a very robust non-degenerate and non-frustrated ground state which is given by an equal amplitude superposition of the six states having a singlet on one bond. Therefore, it was conjectured in Ref. 6 that a BOW might occur quite generally on a bipartite and corner-sharing arrangement of tetrahedra at quarter-filling, i.e., that the BOW instability occurs not only in the 3D pyrochlore lattice but also in the 2D checkerboard lattice.

In the present paper, we provide numerical and analytical evidence for this new type of spontaneous BOW instability for correlated electrons on the checkerboard lattice at quarter-filling ($n = 1/2$). The spontaneous symmetry breaking produces a doubling of the unit cell like in the spin-Peierls and VBC scenarios and does not lead to a breaking of inversion symmetry as on the pyrochlore lattice. The BOW instability occurs on the checkerboard lattice at quarter-filling in the presence of nearest-neighbor (n.n.) interactions (repulsion and magnetic exchange).

The BOW phase bears similarities with the VBC phase at half-filling (Heisenberg model), namely long range plaquette-plaquette correlations with the same wavevector, but the spin singlets are formed on the crossed plaquettes for the BOW at quarter-filling whereas they are formed on the empty plaquettes for VBC at half-filling. We report the results of strong-coupling ($U = 1$) ap-

proaches in Sec. II, where Sec. IIA is dedicated to a Gutzwiller MF calculation and Sec. IIB contains ED results.

In Sec. III we derive an effective weak-coupling model on the square lattice and analyze it with RG methods. The Sec. IIIA contains a MF and two-patch RG analysis and in Sec. IIIB the results of the more sophisticated N-patch RG are presented.

The different approaches provide a very consistent picture and show that the BOW instability on the checkerboard lattice at quarter-filling occurs both for weak and strong coupling and for quite general repulsive interactions.

A. The Hamiltonian

We study the Hamiltonian $H = H_0 + H_{\text{int}}$ at quarter-filling ($n = 1/2$) on the checkerboard lattice. The kinetic part is given by

$$H_0 = \sum_{\langle ij \rangle} t c_i^\dagger c_j + h.c. \quad (1)$$

with the positive hopping matrix element t . The sum $\sum_{\langle ij \rangle}$ runs over all bonds on the checkerboard lattice. The interaction part of the Hamiltonian is given by

$$H_{\text{int}} = U \sum_i n_i n_{i\#} + J \sum_{\langle ij \rangle} S_i \cdot S_j + V \sum_{\langle ij \rangle} n_i n_j \quad (2)$$

with onsite repulsion U , n.n. repulsion V , and n.n. spin exchange J . For $U = 1$ we obtain the strong coupling Hamiltonian

$$H_{t-J-V} = PH_0P + J \sum_{\langle ij \rangle} S_i \cdot S_j + V \sum_{\langle ij \rangle} n_i n_j; \quad (3)$$

$$= H_{t-J} + V \sum_{\langle ij \rangle} n_i n_j; \quad (4)$$

where P is the projection operator that enforces the single occupancy constraint and $V^0 = V + J = 4$. For $V^0 = 0$ the strong coupling Hamiltonian reduces to the usual t - J model.

II. STRONG COUPLING

A. Gutzwiller renormalized mean-field

We study the t - J - V model Hamiltonian (3) on the checkerboard lattice. This Hamiltonian describes the physical processes in the restricted Hilbert space of configurations with no doubly occupied sites. Physically, we expect $V > J$ but we do not necessarily assume V large compared to t . The local constraints of no doubly occupied sites are replaced by statistical Gutzwiller weights⁷

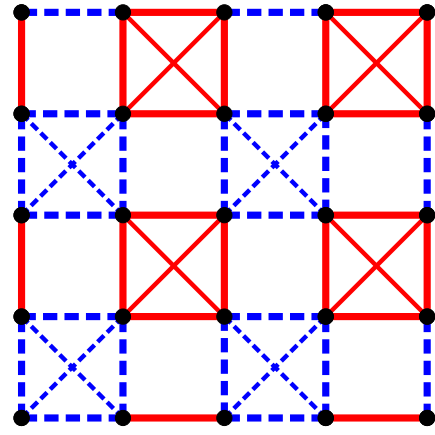


FIG. 1: (Color on-line) Schematic pattern of the plaquette phase. Different line styles (colors) correspond to different electron hopping amplitudes and spin-spin correlations (see Fig. 2).

and a decoupling in the particle-hole channel leads to the following MF Hamiltonian,

$$H_{MF} = \sum_{\langle ij \rangle} t g_{ij}^t c_i^\dagger c_j + h.c. + \sum_{\langle ij \rangle} \frac{3}{4} g_{ij}^J J + V \sum_{\langle ij \rangle} c_i^\dagger c_j + h.c. + \sum_{\langle ij \rangle} J_{ij}^2 + V \sum_{\langle ij \rangle} (n_i n_j + m_j n_i - m_i m_j); \quad (5)$$

where the Gutzwiller weights have been expressed in terms of local fugacities $z_i = (1 - m_i)/(1 + m_i)$, $g_{ij}^t = P \frac{z_i z_j}{z_i + z_j}$ and $g_{ij}^J = (2 - z_i)(2 - z_j)$, to account for possible (small) non-uniform charge modulations (if any).⁸ The self-consistency conditions are implemented as $\sum_{\langle ij \rangle} c_i^\dagger c_j = \sum_{\langle ij \rangle} c_i^\dagger c_j$. Recently, this approach was successfully used to investigate the properties of 4-4 checkerboard-like BOW in the lightly doped t - J model on the (non-frustrated) square lattice.⁹

The MF equations are solved self-consistently on 16 16 and 48 48 lattices starting from a random bond and site configuration. We assume a fixed physical value of $J=t = 1/3$ and systematically vary the ratio $V=t$. We find that in the range $0.3 < V=t < 1.75$ the MF equations converge to a unique solution given by the checkerboard pattern shown in Fig. 1. Interestingly, finite size effects are weak for this range of parameters. As far as symmetry properties are concerned, the modulated structure found here corresponds to a doubling of the unit cell with two non-equivalent "weak" and "strong" tetrahedra (crossed plaquettes) hence leading to four types of bonds schematically represented by different line styles (colors). Each bond is characterized by the expectation values of the hopping and of the spin-spin correlations which are plotted in Fig. 2. It is important to emphasize here that no particular superstructure was assumed in the calculation (the equations are solved in real space starting from

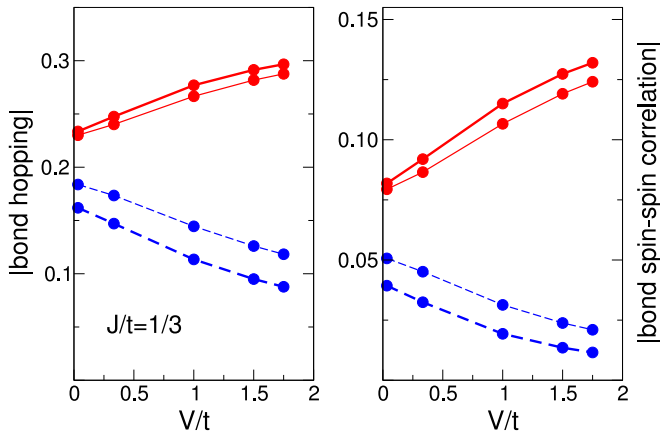


FIG. 2: (Color on-line) Expectation values vs. $V=t$ of the hopping $\langle (c_i^\dagger c_j + \text{h.c.}) \rangle_j$ (left) and exchange $\langle (S_i \cdot S_j) \rangle_j$ (right) operators on the four non-equivalent bonds of the plaquette phase (see Fig. 1). A different line style and color is used for the different plaquettes and the thicker (thinner) lines correspond to the outer (crossed) bonds of the plaquette. The results are obtained from an unrestricted MF calculation on a 48×48 lattice for $J=t = 1=3$.

a random state) and that our solution space a priori allows for CDW's and/or bond currents (complex values for i_j). However, our solution exhibits real values of i_j (it does not break time-reversal symmetry) and has a uniform charge density on all sites. It is therefore a pure BOW. Note that two types of bonds (with slightly different amplitudes) are found within each tetrahedron. Although the MF treatment, very likely, overestimates the amplitude of the modulations,¹⁰ these results convincingly suggest a quite strong BOW instability of the checkerboard lattice. Note also that for large $V=t$ values our MF approach fails to converge as the system of non-linear equations becomes unstable and oscillates between two attractors. In fact, in the strong $V=t$ limit, the "tetrahedron rule"¹¹ (or ice rule) should be obeyed, namely there should be exactly two particles within each crossed plaquette. It is clear that the simple decoupling scheme of the V term does not fulfill this "hard-core" constraint.

B. Exact Diagonalizations

We study the strong coupling t - J - V model (4) within ED on finite-size checkerboard samples of $N = 16; 20$; and 24 sites at the filling $n = 1=2$.¹⁹

In finite, periodic systems the BOW instability can be detected using a correlation function of the bond strengths. Here we chose to work with the kinetic term. The correlation function is defined as:

$$C_K [(i;j); (k;l)] = \langle K(i;j) K(k;l) \rangle - \langle K(i;j) \rangle \langle K(k;l) \rangle; \quad (6)$$

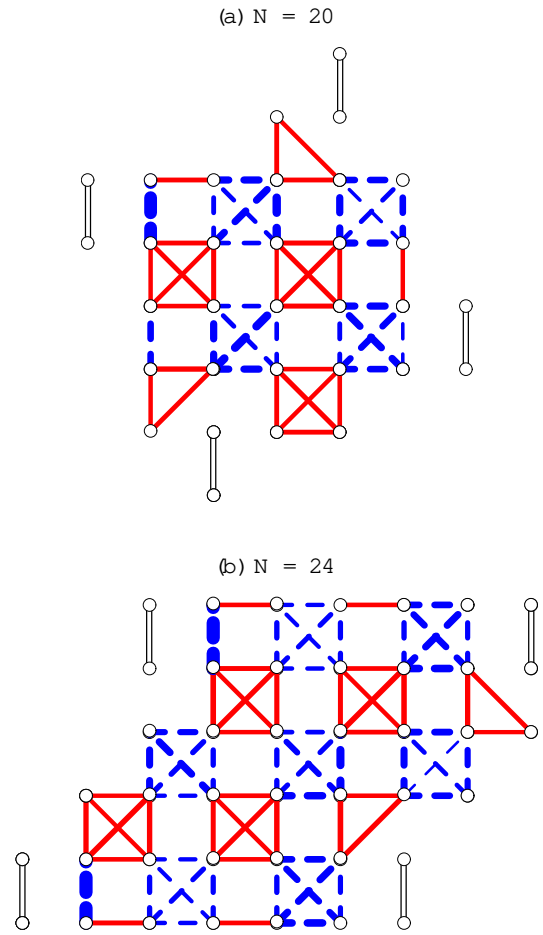


FIG. 3: (Color online) Correlation function of the kinetic energy (Eq. 6) of (a) a 20 sites and (b) a 24 sites checkerboard sample at $n = 1=2$, $J=t = 1=3$, and $V^0=t = 7$. The black, empty bonds denote the same reference bond, the red, full bonds negative and the blue, dashed bonds positive correlations. The line strength is proportional to the magnitude of the correlations.

where

$$K(i;j) = \sum_{\alpha} c_i^\dagger c_j + \text{h.c.}; \quad (7)$$

and $(i;j)$ is a n.n. bond while $(k;l)$ denotes any other bond which is linked in the Hamiltonian. We evaluate the correlation function for all possible combinations without common sites in the ground state of several samples at $n = 1=2$ and $J=t = 1=3$, for varying $V^0=t$.²⁰ Note that a BOW of the type presented in Section III A is characterized by long range correlations of C_K corresponding, in the thermodynamic limit, to a modulation of $\langle K(i;j) \rangle$ to be compared directly to the MF values in the left panel of Fig. 2 (the long distance correlation function is proportional to the magnitude-squared of the kinetic energy modulation).

First we plot a real space picture of the correlations on the $N = 20$ and $N = 24$ samples at a value of $V^0=t = 7$. As discussed below this is the value of $V^0=t$ where the

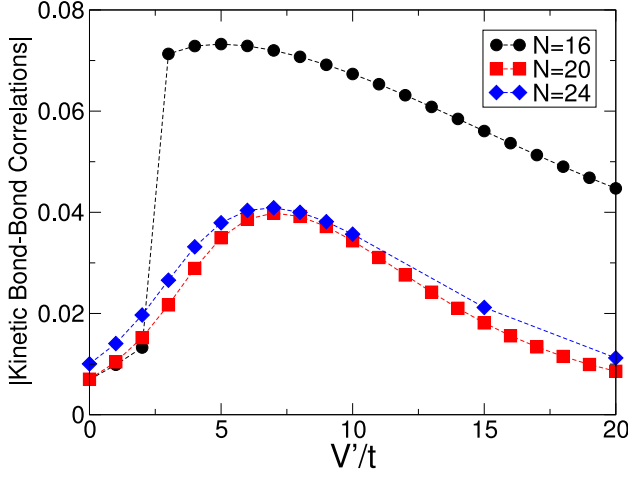


FIG. 4: Behavior of the absolute value of a particular bond correlation function (Eq. 6) at largest distance as a function of V'/t at fixed $J=t=1=3$ and $n=1=2$ for several system sizes. Correlations are weak at small V'/t , peak around $V'/t \approx 7$ and then decrease again towards the extremely large V'/t limit, where another phase might appear.

correlations are strongest. The reference bond uniquely belongs to a certain class of crossed plaquettes. Based on the theoretical picture one expects the correlation function to be positive for all bonds on the same type of crossed plaquettes and negative on the others. This is indeed what is seen on both samples shown in Fig. 3. Note also that the correlations are rather regular and uniform throughout the system.

We now track the evolution of the correlations as a function of V'/t by choosing the value of the correlation function at the largest possible distance on a given sample. We compare the evolution on the three finite size samples in Fig. 4. The correlations all start at small values for $V'/t < 2$, and in that region an inspection of the spatial structure similar to Fig. 3 reveals that the bond correlation pattern has defects, i.e., correlations with the wrong sign. This makes it difficult to conclude simply on the presence of the BOW phase at small repulsion based on the ED simulations only. The abrupt jump seen on the $N=16$ sample is due to a level crossing, which is absent on the larger samples. For intermediate values of the repulsion the pattern becomes correct on all bonds and the amplitudes peak around a repulsion of $V'_{\text{max}}/t \approx 7$ for the largest two samples. Beyond this value the correlations weaken again, but the pattern remains qualitatively intact. The physics at very large V'/t , where states fulfilling the "tetrahedron rule" are dominant, is of particular interest but beyond the scope of this work. Calculations for spinless fermions (i.e. polarized electrons)¹² reveal a more complicated translation symmetry breaking state with a larger supercell. In the case of bosons however, a similar plaquette BOW is found although involving the void plaquettes where cyclic exchange terms act in this limit¹³. Preliminary numerical calculations and analyt-

ical considerations¹⁴ show further that this second type of BOW phase (not shown) is also realized for fermions when spin degrees of freedom are included. The investigation of the transition occurring between these two types of plaquette phases is left for future work.

III. WEAK COUPLING

A. Two-patch RG and MF analysis

We turn now to the weak-coupling analysis of the Hamiltonian $H = H_0 + H_{\text{int}}$ with H_0 and H_{int} given by Eq. (1) and Eq. (2), respectively. The quadratic Hamiltonian, H_0 , in reciprocal space consists of a dispersing band and a flat band lying on top (for $t > 0$) of the dispersing band. If we introduce a chemical potential term with $\mu = 2t$ we can write H_0 in the form $H_0 = \sum_{\mathbf{k}} \epsilon_{\mathbf{k}} c_{\mathbf{k}}^\dagger c_{\mathbf{k}} + 4tN_{\text{at}}$ where the operator N_{at} counts the number of electrons in the flat band at $4t$. In the weak-coupling limit these states do not affect the low energy physics of the system and therefore they will be dropped in the following analysis. The dispersion of the other band is given by $\epsilon_{\mathbf{k}} = 2t(\cos k_1 + \cos k_2)$ and is identical to the tight-binding dispersion on the square lattice. It is particle-hole symmetric, perfectly nested with the nesting vector $\mathbf{Q} = (\pi; \pi)$, and has a logarithmically divergent density of states at the Fermi energy.

For small couplings U, V , and J we obtain an effective interaction Hamiltonian (Appendix A) given by

$$H_{\text{int}}^e = \frac{1}{2N} \sum_{\mathbf{k}_1::\mathbf{k}_4} X_0 \sum_{\mathbf{q}} g_{\mathbf{k}_1::\mathbf{k}_4} \sum_{\mathbf{k}_1, \mathbf{k}_2, \mathbf{k}_3, \mathbf{k}_4} \epsilon_{\mathbf{k}_1} \epsilon_{\mathbf{k}_2} \epsilon_{\mathbf{k}_3} \epsilon_{\mathbf{k}_4} ; \quad (8)$$

with

$$g_{\mathbf{k}_1::\mathbf{k}_4} = \sum_{\mathbf{q}}^2 (U \epsilon_{\mathbf{q}} + 2V \epsilon_{\mathbf{q}23} - J \epsilon_{\mathbf{q}24}) \epsilon_{\mathbf{k}_1} \epsilon_{\mathbf{k}_2} \epsilon_{\mathbf{k}_3} \epsilon_{\mathbf{k}_4} + \sum_{\mathbf{q}}^2 (4V f_{\mathbf{k}_1 \mathbf{k}_4} f_{\mathbf{k}_2 \mathbf{k}_3} - 2J f_{\mathbf{k}_1 \mathbf{k}_3} f_{\mathbf{k}_2 \mathbf{k}_4}) \quad (9)$$

with $\epsilon_{\mathbf{k}} = \cos(k=2)$, $f_{\mathbf{k} \mathbf{k}'} = \epsilon_{\mathbf{k}} \epsilon_{\mathbf{k}'} \epsilon_{\mathbf{k}'}^0$, $\nabla = \nabla - J=4$, $\mathbf{q} = \mathbf{k}_1 + \mathbf{k}_2 - \mathbf{k}_3 - \mathbf{k}_4$, and $q_{ij} = q - 2(k_i - k_j)$. The two saddle points $P_1 = (0; \pi)$ and $P_2 = (\pi; 0)$ of the dispersion lead to the logarithmic divergence of the density of states. Therefore, we can characterize very weak interactions by the values of the function $g_{\mathbf{k}_1::\mathbf{k}_4}$ where all four momenta $\mathbf{k}_1, \mathbf{k}_2, \mathbf{k}_3, \mathbf{k}_4$ lie on one of the two saddle points. Adopting the notation of Ref. 15 we have the following four coupling constants:

$$\begin{aligned} \begin{matrix} \gg \\ \ll \\ \cdot \end{matrix} g_{\mathbf{k}_1::\mathbf{k}_4} = \begin{cases} g_1 = 2J & \mathbf{k}_1; \mathbf{k}_3 \in P_1 \\ g_2 = +4V & \mathbf{k}_1; \mathbf{k}_4 \in P_1 \\ g_3 = 0 & \mathbf{k}_1; \mathbf{k}_2 \in P_1 \\ g_4 = U + 2V - J & \mathbf{k}_1::\mathbf{k}_4 \in P_1 \end{cases} \quad (10) \end{aligned}$$

From the RG equations of Ref. 15 we see that for positive values of U, V , and J the coupling g_1 flows to $-\infty$

and the coupling g_2 flows to $+1$,²¹ whereas the other couplings flow to 0. This shows that the charge density wave susceptibility is diverging most rapidly under the RG flow. As shown in Fig. 5 the CDW instability on the square lattice corresponds to the BOW instability on the checkerboard lattice, i.e., both instabilities break exactly the same symmetries. Note, that within the framework of this RG scheme, we can not determine whether a usual CDW or a so-called charge flux phase, which is a CDW with a d-wave form factor, is stabilized. In the following we will denote these two phases with s-CDW and d-CDW. (Note, that for $J = 0$ only the coupling g_2 diverges. In this case we can not even determine whether a CDW or SDW phase is stabilized.) In order to show, that the s-CDW phase is in fact favored over the d-CDW, at least in a mean-field analysis, we restrict the interaction Hamiltonian (8) to the CDW channel and obtain:

$$H_{CDW} = \frac{1}{4N} \sum_{\mathbf{k}, \mathbf{k}'} V_{\mathbf{k}\mathbf{k}'} \sum_{\mathbf{y}} \psi_{\mathbf{k}+\mathbf{Q}; \mathbf{y}} \psi_{\mathbf{k}'-\mathbf{Q}; \mathbf{y}} \quad (11)$$

with

$$V_{\mathbf{k}\mathbf{k}'} = 2g_{\mathbf{k}; \mathbf{k}'+\mathbf{Q}} g_{\mathbf{k}'; \mathbf{k}+\mathbf{Q}} \mathcal{G}_{\mathbf{k}; \mathbf{k}'+\mathbf{Q}} \quad (12)$$

$$= V_{\mathbf{k}\mathbf{k}'}^s + V_{\mathbf{k}\mathbf{k}'}^d + V_{\mathbf{k}\mathbf{k}'}^{d^0} + V_{\mathbf{k}\mathbf{k}'}^p \quad (13)$$

$$V_{\mathbf{k}\mathbf{k}'}^s = V_0 [(1 - \cos k_1 \cos k_2)(1 - \cos k_1^0 \cos k_2^0) + (\sin^2 k_1 + \sin^2 k_2)(\sin^2 k_1^0 + \sin^2 k_2^0) = 2] \quad (14)$$

$$V_{\mathbf{k}\mathbf{k}'}^d = V_0 (\cos k_1 - \cos k_2)(\cos k_1^0 - \cos k_2^0) \quad (15)$$

$$V_{\mathbf{k}\mathbf{k}'}^{d^0} = V_0 \sin k_1 \sin k_2 \sin k_1^0 \sin k_2^0 \quad (16)$$

$$V_{\mathbf{k}\mathbf{k}'}^p = + \frac{U}{4} (\sin k_1 \sin k_1^0 + \sin k_2 \sin k_2^0) \quad (17)$$

where $V_0 = (V + J) = 2$. In (15) we dropped a term proportional to $\cos k_1 + \cos k_2$, as it vanishes along the FS, and in (17) we dropped terms proportional to $V=U$ or $J=U$. With $\psi_{\mathbf{k}} = \frac{1}{N} \sum_{\mathbf{k}'} V_{\mathbf{k}\mathbf{k}'} F_{\mathbf{k}'}^0$ and $F_{\mathbf{k}} = \sum_{\mathbf{y}} \psi_{\mathbf{k}+\mathbf{Q}; \mathbf{y}}$ we obtain the linearized gap equation

$$1 = \frac{1}{N} \sum_{\mathbf{k}'} V_{\mathbf{k}\mathbf{k}'} \frac{\tanh(\mathbf{k}' = 2T_c)}{2 \mathbf{k}'} \quad (18)$$

Note, that the d^0 - (16) and the p-wave (17) instability do not open a gap at the saddle points, furthermore, the p-wave instability is strongly repulsive. For the d-CDW state the pair potential (15) is separable and the linearized gap equation can be written in the simpler form

$$1 = \frac{V_0}{N} \sum_{\mathbf{k}} (\cos k_1 - \cos k_2)^2 \frac{\tanh(\mathbf{k} = 2T_c^d)}{2 \mathbf{k}} \quad (19)$$

The pair potential for the s-CDW state (14) is not separable. But if we neglect for a moment the second line in (14) we obtain an analogous expression to (19) for the critical temperature of the s-CDW with $\cos k_1 - \cos k_2$ replaced by $1 - \cos k_1 \cos k_2$. As on the FS we have $\cos k_2 = -\cos k_1$ and as $\sum_{\mathbf{j}} \cos k_1 \mathbf{j} = 1 + \cos^2 k_1$ we

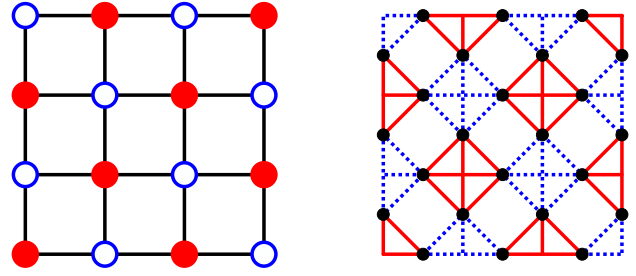


FIG. 5: (Color on-line) Correspondence between the s-CDW phase on the effective square lattice (left) and the plaquette phase or BOW phase on the original checkerboard lattice (right).

know that the critical temperature of the s-CDW phase is higher than the critical temperature of the d-CDW phase. Including the non-negative second term in (14) would only lead to a further increase of the critical temperature. Note, that the d- and the s-CDW potentials are identical for the momenta on the saddle points. Therefore it is not surprising that they cannot be distinguished by the two-patch RG method. However, in the mean-field we can see that the s-CDW is favored over the d-CDW state, as it opens a finite gap along the entire FS. It is possible to perform such a mean-field analysis also for SDW and superconducting instabilities. For superconductivity we have strong repulsion (V/U) in the d- and in the s-wave channel, and weaker (V/J) and mainly repulsive interactions in the d^0 - and the p-wave channel. It is therefore quite clear, that the superconducting instabilities can not compete with the s-CDW instability. For the pair potential of the SDW instabilities, we should replace only V_0 by $V=2$ and U by $-U$ in Eqs. (14-17). For $J > 0$ we have $V_0 = (V + J) = 2 > V=2$ and therefore the s-, d- and d^0 -CDW instabilities are favored over the corresponding SDW instabilities. The p-SDW instability is strongly attractive but has the handicap, that it does not open a gap at the saddle points, therefore, for weak interactions the s-CDW state will still be favored over the p-SDW state, i.e., for interaction parameters ($U; V; J$) given by ($u; v; j$) and θ_0 such that for $0 < \theta_0$ the s-CDW state is stabilized.

In conclusion, in this section we showed with RG and mean-field arguments, that for weak enough repulsive and antiferromagnetic interactions the s-CDW phase, which corresponds to a bond order wave state on the checkerboard lattice, is stabilized.

B. N-patch functional RG method

As the two-patch model in the last section could not determine whether the s- or the d-CDW ground state is favored, we advance to a more refined N-patch functional renormalization group (fRG) study of the effective model

for the dispersive band. This allows us to study the whole Fermi surface and, in particular, the competition between s-CDW and d-CDW state. The effective interactions in these channels and also the bare effective interaction possess a non-trivial k -dependence outside the saddle point regions which can be taken into account in the N -patch fRG scheme.

We set up a one-loop N -patch fRG calculation of the one-particle irreducible interaction vertex using the methods described in Refs. 16. This fRG scheme integrates out all intermediate one-loop processes (particle-hole diagrams and particle-particle contributions) with a decreasing energy scale Λ . In the one-loop diagrams at scale Λ , one intermediate particle is in the energy shell with band energy Λ , while the other particle is further away from the Fermi surface. The RG flow is started at Λ_0 bandwidth. The integration of the one-loop processes in the flow down to lower Λ renormalizes the wavevector-dependence of the effective interaction. From the growth of certain components toward low scales, the dominant correlations can be read off. In parallel with the running interactions, the flow of various static susceptibilities can be obtained. These quantities are again renormalized by the scale-dependent interactions via one-loop processes. Their growth can be compared as a function of the RG scale. In the case of a divergence of the interactions at a nonzero critical scale Λ_c , the fastest growing susceptibility determines the dominant instability or ordering tendency of the system.

For the spin-rotationally invariant system, the scale-dependent interaction vertex can be expressed using a running coupling function $V(k; k^0; k+q)$. The initial coupling function, $V_0(k; k^0; k+q)$, is obtained from Eq. (9) as $g_{k+q; k^0; k} / g_{k; k^0; k}$. Here the frequency dependence has been neglected as in most previous applications of the method for correlated fermions.¹⁷ In order to describe the wavevector dependence, we use 32 angular patches around the Fermi surface.¹⁸ These patches are again split up in 3 patches, one above the Fermi surface down to band energies of $0.2t$, one including the Fermi surface in the band energy window between $-0.2t$ and $0.2t$, and one below this energy window. We have checked our results using other partitions.

We have run the fRG for half band filling and various choices of the interaction parameters U , V and J in (8). From a perturbative point of view, the model with pure onsite repulsion and $V = J = 0$ is remarkably stable. For instance at $U = 2t$ and half filling of the dispersive band, the fRG flow of the interactions remains finite down to low scales and temperatures $10^4 t$ without any indication for an instability. This stability is quite surprising for a perfectly nested Fermi surface with van Hove singularities at the Fermi level. However, as already found in the two-patch model, for many scattering processes within the dispersive band between states near the van Hove points, the bare interactions vanish, and the interactions away from these points and away from the Fermi level (which are kept in approximate form in our re ned

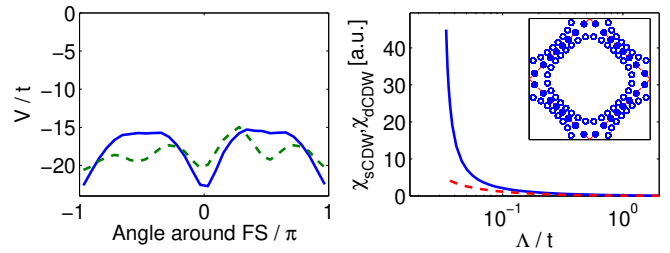


FIG. 6: fRG results for a 32×3 discretization of the Brillouin zone, for the half-filled band, $T = 0.001t$, $V = 0.6t$, $J = 0.4t$ and $U = 0$. Left: Effective interactions $V(k; k^0; k+Q)$ with $Q = (\pi; 0)$ and k near the $(\pi; 0)$ -point at angle 0 (solid line) or near the $(\pi/2; \pi/2)$ -point at angle $\pi/4$ (dashed line) vs. k^0 moving around the FS at scale $\Lambda = 0.33t$ where the strongest attractive component of the coupling function exceeds $24t$. Right: Flow of the zero-frequency s-CDW (solid line) and d-CDW susceptibility for the same parameters. The inset shows the 32 FS points (filled circles) and the additional patch centers at band energy $\pm 0.4t$ (open circles).

patching scheme) are apparently not sufficient to produce an instability at a higher scale.

For nonzero nearest-neighbor interactions V and J the fRG produces run-away flows at measurable scales. For instance, for $U = 0$, $V = 0.6t$ and $J = 0.4t$ we find a flow to strong coupling, i.e., a divergence of some components of $V(k; k^0; k+q)$ in the one-loop flow, at scales $\Lambda_c = 0.33t$. This scale sets an upper temperature bound for possible long range order. The divergence is dominated by scattering processes $V(k; k^0; k+Q)$ with k and k^0 at the FS and with wavevector transfer $Q = (\pi; 0)$ which flow to strongly negative values. For incoming and outgoing particles near the saddle points, these processes belong to the g_1 -type scattering known to diverge to $-\infty$ from the previous section. In the two-patch model, also the g_2 -type processes seemed to diverge. This tendency is not seen in the fRG for the full Fermi surface, now we observe only a small growth of the g_2 -type processes. In Fig. 6 we display the diverging component $V(k; k^0; k+Q)$ of the effective interactions for two different choices of k vs. k^0 moving around the FS at a low scale where the maximal component of the coupling function exceeds $24t$. One clearly observes that the data for k fixed near $(\pi; 0)$ is basically a superposition of an attractive offset and a $\cos k_1 \cos k_2$ modulation. The attractive offset becomes more negative with decreasing scale and drives the s-CDW susceptibility. The d-wave part also grows and feeds the d-CDW channel. For k fixed near the BZ diagonal, i.e., near the nodes of the $\cos k_1 \cos k_2$ form factor, the d-wave part is missing or strongly deformed, while the attractive offset is more or less unchanged. Hence we can expect a stronger growth in the s-CDW channel. This is also clearly reflected in the data for the flow of the susceptibilities shown in the right panel of Fig. 6. The growth of the s-CDW susceptibility by far exceeds the d-CDW channel and all other channels such as spin density waves. Hence the fRG treatment agrees

with the mean field picture developed in the previous section. Both suggest a s-CDW ordered ground state in the effective one-band model, translating into a bond-order wave as primary order in the full checkerboard system.

The s-CDW divergence described here occurs in a rather large parameter window. We increased the value of U from 0 up to $2t$ and found an increase of the critical scale from $0.033t$ to $0.037t$ together with an even stronger dominance of the s-CDW over the d-CDW channel.

IV. CONCLUSIONS

We studied the Hubbard model including n.n. repulsion and n.n. antiferromagnetic exchange for strongly correlated electrons at quarter-filling ($n = 1/2$) on the checkerboard lattice in the strong-coupling ($U = 1$) and in the weak-coupling regime. The MF calculations, the ED simulations and the RG analysis all predict a spontaneous breaking of the translation symmetry in the ground state, that is characterized by the nesting vector $Q = (\pi; \pi)$. The ground state is twofold degenerate as there are two types of crossed plaquettes ("strong" and "weak" plaquettes). These ground states can be approximately described as product states of localized two-particle states on the "strong" plaquettes, which are equal amplitude superpositions of a singlet wave function on each of the six bonds. In this way the two electrons forming a singlet gain the magnetic energy J and the kinetic energy $4t$. Furthermore, the presence of a third electron on the crossed plaquette which would cost a n.n. repulsion energy $2V$ is avoided. Therefore, the BOW instability is a cooperative effect that results from a simultaneous optimization of kinetic and interaction energy. Note, that for negligible kinetic energy ($V \gg t$) other phases can be realized on the quarter-filled checkerboard lattice.²² An interesting issue for further theoretical studies are the properties and the excitations of the weakly doped BOW phase, e.g., the question whether the additional holes or particles pair and lead to a superconducting phase where the $U(1)$ gauge symmetry and the translation symmetry are simultaneously broken.

In conclusion with the discovery and the description of the BOW phase on the quarter-filled checkerboard lattice we show how a strongly frustrated system can avoid the local frustration at fractional filling by exploiting the bipartite arrangement of larger units. We hope that with our work we can stimulate further progress in the challenging and exciting field of strongly correlated electrons on frustrated lattices.

Acknowledgments

We thank T.M. Rice, K. Wakabayashi, K. Penc, and S. Capponi for stimulating discussions. We acknowledge

support by the Swiss National Fund and NCCR MAnEP (Switzerland). Computations were performed on the IBM Regatta machines of CSCS Manno and IDRIS (Orsay). D.P. thanks the Agence Nationale de la Recherche (France) for support and the ITP at ETH-Zurich for hospitality.

APPENDIX A: CHECKERBOARD LATTICE

The elementary unit cell of the checkerboard lattice contains two lattice sites situated at $x = 2$ ($i = 1; 2$) where the vectors x are two primitive lattice vectors. With this convention we choose the origin of the lattice at the center of a crossed plaquette, where there is no lattice site. The tight-binding Hamiltonian for this system is given by

$$H_0 = \sum_r \sum_x \sum_{i,j} t_{r,x}^y (c_{r+x}^y + c_{r-x}^y + c_{r+x_1+x}^i) + \text{h.c.} \quad \hat{N}; \quad (\text{A1})$$

where $t_{r,x}^y = 2; 1$ if $i = 1; 2$, \hat{N} is the number operator and $t_{r,x}^y = 2t$ in the following. We introduce Fourier transformed operators as

$$c_r = \frac{1}{\sqrt{N}} \sum_k e^{ik \cdot (r + \frac{x}{2})} c_k; \quad (\text{A2})$$

where N is the number of unit cells. With these operators the tight-binding Hamiltonian reads

$$\hat{H}_0 = 4t \sum_k \sum_{i,j} \cos \frac{k_x}{2} \cos \frac{k_y}{2} c_k^y c_k^i; \quad (\text{A3})$$

where $k = k_x \hat{x}$. Diagonalizing this Hamiltonian leads to a flat band at $4t$ and to a band with the dispersion $\epsilon_k = 2t \cos k$ which is nothing but the nearest-neighbor tight-binding dispersion of the square lattice. The operators of this dispersive band are expressed in terms of the original operators by

$$c_k = \frac{1}{\sqrt{n_k}} \sum_{i,j} \cos \frac{k_x}{2} c_k^i \quad (\text{A4})$$

with $n_k = \sum_{i,j} \cos^2(k_x/2)$. In weak coupling, we can restrict our attention to the states close to the Fermi surface, where $n_k = 1$ and for every operator on the checkerboard lattice we can obtain an effective operator on the square lattice by the substitution $c_k \rightarrow \cos(k_x/2) c_k$. In this way the effective Hamiltonian (8) is obtained from the interaction Hamiltonian (2).

-
- ¹ For a review see, e.g., G. Misguich and C. Lhuillier in "Frustrated spin systems", H.T. Diep editor, World-Scientific (2005).
- ² F.D.M. Haldane, Phys. Rev. B 25, 4925 (1982).
- ³ J.B. Fouet, M. Mambrini, P. Sindzingre, and C. Lhuillier, Phys. Rev. B 67, 054411 (2003); see also S.E. Palmer and J.T. Chalker, Phys. Rev. B 64, 94412 (2001).
- ⁴ A. Lauchli and D. Poilblanc, Phys. Rev. Lett. 92, 236404 (2004); D. Poilblanc, Phys. Rev. Lett. 93, 197204 (2004); D. Poilblanc, A. Lauchli, M. Mambrini and F. Mila, Phys. Rev. B 73, 100403 (2006).
- ⁵ Y. Imai, N. Kawakami and H. Tsunetsugu, Phys. Rev. B 68, 195103 (2003); E. Runge and P. Fulde, Phys. Rev. B 70, 245113 (2004); N. Bulut, W. Koshbae and S. Makiawa, Phys. Rev. Lett. 95, 037001 (2005).
- ⁶ M. Indergand, A. Lauchli, S. Capponi and M. Sigrist, Phys. Rev. B 74, 064429 (2006).
- ⁷ M.C. Gutzwiller, Phys. Rev. Lett. 10, 159 (1963); D. Vollhardt, Rev. Mod. Phys. 56, 99 (1984); F.C. Zhang, C.Gros, T.M. Rice, and H. Shiba, Supercond. Sci. Technol. 1, 36 (1988).
- ⁸ P.W. Anderson, cond-mat/0406038; B.A. Bernevig, G. Chapline, R.B. Laughlin, Z. Nazario, and D.I. Santiago, cond-mat/0312573.
- ⁹ D. Poilblanc, Phys. Rev. B 72, 060508(R) (2005); C. Li, S. Zhou, and Z. Wang, ibid. 73, 060501(R) (2006).
- ¹⁰ C. Weber, D. Poilblanc, S. Capponi, F. Mila, C. Jaudet, Phys. Rev. B 74, 104506 (2006).
- ¹¹ P.W. Anderson, Phys. Rev. 102, 1008 (1956).
- ¹² F. Pollmann and P. Fulde, Europhys. Lett. 75, 133 (2006).
- ¹³ N. Shannon, G. Misguich, and K. Penc, Phys. Rev. B 69, 220403 (2004).
- ¹⁴ D. Poilblanc, K. Penc and N. Shannon, in preparation.
- ¹⁵ B. Binz, D. Baeriswyl, and B. Douçot, Eur. Phys. J. B 25, 69 (2002).
- ¹⁶ C. Honerkamp, M. Salmhofer, N. Furukawa, and T.M. Rice, Phys. Rev. B 63, 035109 (2001); C. Honerkamp, Euro. Phys. J. B 21, 81 (2001).
- ¹⁷ For short reviews, see W. Metzner, Prog. Theor. Phys. Suppl. 160, 58 (2005); C. Honerkamp, cond-mat/0411267.
- ¹⁸ D. Zanchi and H.J. Schulz, Europhys. Lett. 44, 235 (1997); Phys. Rev. B 61, 13609 (2000).
- ¹⁹ The Hilbert space of the largest sample has a dimension of approximately 100 million after symmetry reduction.
- ²⁰ Note, that in this section we work with the Hamiltonian 4 and use the parameter $V^0 = V + J=4$ instead of V . For $V^0=t=7$ and $J=t=1=3$ the difference between V and V^0 is very small ($(V^0 - V)/V = 0.012$).
- ²¹ For $V < 0$ g_2 flows to 0, but also in this case the CDW phase is stabilized.
- ²² As an example consider the case $t=0$ and $U=V=1$, where the constraint of two particles per crossed plaquette allows only states where occupied sites form closed (or infinite) loops on the checkerboard lattice. For $J=0$ all these states are degenerate but for finite J the states, where all loops have the minimal length four, are ground states, as the magnetic energy per electron for the loops of length four is minimal. The closed loops of four electrons around open plaquettes can be placed in a periodic pattern where the centers of the loops are connected by the vectors $2x_1; 2x_2$ (cf. App. A). Note, that in this periodic arrangement all four electron plaquettes on a diagonal can simultaneously slide along a diagonal line by x_1 or x_2 at no energy cost. Therefore, the ground state is in fact infinitely degenerate.