

Optimization of soliton ratchets in inhomogeneous sine-Gordon systems

F. G. Mertens¹, L. Morales-Molina², A. R. Bishop³, A. Sánchez⁴ and P. Müller¹

¹*Physikalisches Institut, Universität Bayreuth, D-95440 Bayreuth, Germany*

²*Max-Planck-Institut für Physik komplexer Systeme,
Nöthnitzer Str. 38, D-01187 Dresden, Germany*

³*Theoretical Division and Center for Nonlinear Studies,
Los Alamos National Laboratory, Los Alamos, NM 87545, USA*

⁴*Grupo Interdisciplinar de Sistemas Complejos (GISC) Departamento de Matemáticas,
Universidad Carlos III de Madrid, Avenida de la Universidad 30, 28911 Leganés, Madrid, Spain and
Instituto de Biocomputación y Física de Sistemas Complejos (BIFI),
Universidad de Zaragoza, 50009 Zaragoza, Spain
(Dated: today)*

Unidirectional motion of solitons can take place, although the applied force has zero average in time, when the spatial symmetry is broken by introducing a potential $V(x)$, which consists of periodically repeated cells with each cell containing an asymmetric array of strongly localized inhomogeneities at positions x_i . A collective coordinate approach shows that the positions, heights and widths of the inhomogeneities (in that order) are the crucial parameters so as to obtain an optimal effective potential U_{opt} that yields a maximal average soliton velocity. U_{opt} essentially exhibits two features: double peaks consisting of a positive and a negative peak, and long flat regions between the double peaks. Such a potential can be obtained by choosing inhomogeneities with opposite signs (e.g., microresistors and microshorts in the case of long Josephson junctions) that are positioned close to each other, while the distance between each peak pair is rather large. These results of the collective variables theory are confirmed by full simulations for the inhomogeneous sine-Gordon system.

PACS numbers: 05.45.Yv, 85.25.Cp, 73.40.Ei

I. INTRODUCTION

Ratchet or rectification phenomena appear in many different fields ranging from nanodevices to molecular biology [1, 2, 3, 4, 5]. In the simplest model a point-like particle is considered which is driven by deterministic or non-white stochastic forces. Under certain conditions related to the breaking of symmetries, unidirectional motion of the particle can take place although the applied force has zero average in time.

These particle ratchets have been generalized to spatially extended nonlinear systems, in which solitons play a similar role to the above point particles [6, 7, 8, 9, 10, 11, 12]. In particular, solitons in nonlinear Klein-Gordon systems have been shown to move on the average in one direction, although the driving force has zero time average, if either a temporal or a spatial symmetry is broken.

In the first case, a biharmonic driving force has been used which breaks a time shift symmetry [13, 14]. Here the mechanism of the ratchet effect has been clarified in detail by a collective vari-

able theory [15, 16], which uses the soliton position $X(t)$ and width $l(t)$. Due to the coupling between the translational and internal degrees of freedom, energy is pumped inhomogeneously into the system, generating a directional motion. The breaking of the time shift symmetry gives rise to a resonance mechanism that takes place whenever the width $l(t)$ oscillates with at least one frequency of the external ac force. This ratchet effect has been confirmed by experiments with annular Josephson junctions [17] which can be modeled by sine-Gordon systems; here flux quanta (fluxons) play the role of the solitons. As the external ac force, biharmonic microwaves have been used.

The biharmonic force has recently been replaced by more general periodic forces which can be expressed by Jacobian elliptic functions. There, it turns out that the average soliton velocity exhibits an extremum for a certain value of the modulus of the elliptic functions [18]. This means that there is an optimal form for the periodic force.

Another way to obtain a soliton ratchet is to break the spatial symmetry. This has been

demonstrated very recently by the introduction of point-like inhomogeneities into nonlinear Klein-Gordon systems [19, 20]. These inhomogeneities can be modeled by δ -functions, if their spatial extent is much smaller than the characteristic length for the system (the Josephson penetration length in the case of the Josephson junctions). In order to achieve a ratchet effect the δ -functions must form asymmetric periodic arrays. This asymmetry translates into an asymmetry of an effective potential $U(X, l)$ which appears in a collective variable theory with the variables $X(t)$ and $l(t)$.

As an example, three δ -functions of equal strength have been positioned in each cell of an array with period L . The above theory yielded a nearly perfect agreement with the simulations for the inhomogeneous sine-Gordon system [20]. By choosing different arrangements for the positions of the δ -functions within the cells of the array it was possible to increase the average soliton velocity $\langle v \rangle$ which means that the ratchet system provides better transport.

The aim of this paper is to search for the optimal shape and arrangement of localized inhomogeneities, in the sense that $\langle v \rangle$ becomes as large as possible. This means that instead of δ -functions other functions which represent localized inhomogeneities (e.g., Gaussians, Lorentzians, box-type functions etc.) have to be tested, and that the arrangement of these inhomogeneities within the cells, but also the length L of the cells in the periodic array, all have to be optimized.

In section II nonlinear Klein-Gordon systems with localized inhomogeneities are introduced. In section III a collective coordinate (CC) theory is developed which results in a set of ODEs containing an effective potential U which depends on the inhomogeneities. It turns out that their most significant features for maximizing $\langle v \rangle$ are their positions, heights and widths, while their detailed shape is unimportant. For this reason we work with the simplest shape, namely that of boxes, where U can be calculated analytically. In section IV the optimal effective potential U_{opt} is obtained by using an ansatz in terms of Jacobi elliptic functions. U_{opt} essentially exhibits

two features: double peaks consisting of a positive and a negative peak with a steep slope in between, and long flat regions between the double peaks. In section V we show that the essential features of U_{opt} can be produced by choosing appropriately the positions, heights and widths of box inhomogeneities. In this way very high soliton velocities can be obtained. These results of the CC-theory are confirmed by full simulations for the sine-Gordon system with the above inhomogeneities (section VI).

In the last section we stress that an important step in the optimization consists in using inhomogeneities with *opposite* signs. Both types of inhomogeneities were already used in long Josephson junctions, namely microresistors (critical current J_c decreased) and microshorts (J_c increased) [21]. However, so far only equidistant arrays of either type were used in experiments. We propose to use a specific combination of both types, resulting in an asymmetric periodic array, which yields very high average soliton velocities both in a collective coordinate theory and in full simulations for the inhomogeneous sine-Gordon system.

II. INHOMOGENEOUS NONLINEAR KLEIN-GORDON SYSTEMS

A ratchet effect has recently been obtained [19, 20] by breaking the spatial symmetry of nonlinear Klein-Gordon systems with inhomogeneities introduced via a potential $V(x)$

$$\phi_{tt} + \beta\phi_t - \phi_{xx} + \frac{\partial \tilde{U}}{\partial \phi} [1 + V(x)] = f(t). \quad (1)$$

Here $\phi(x, t)$ is a scalar field, ϕ_x and ϕ_t are partial derivatives with respect to space and time, β is a damping coefficient, $\tilde{U}(\phi) = 1 - \cos \phi$ is the sine-Gordon (sG) potential, and $\tilde{U} = \frac{1}{4}(\phi^2 - 1)^2$ the ϕ^4 -potential. As both cases have produced very similar results, [20] we will concentrate on the sG-model in the following, but we will always indicate which results also hold for the ϕ^4 -model. $f(t) = A \sin(\omega t + \delta_0)$ is an external ac force with amplitude A , frequency ω and initial phase δ_0 .

$V(x)$ consists of periodically repeated cells of length L ; each cell n contains an asymmetric array of strongly localized inhomogeneities $g_i(x)$ which are placed at positions x_i within the cell; i.e.

$$V(x) = \sum_n \sum_i g_i(x - x_i - nL). \quad (2)$$

So far only the case of point-like inhomogeneities was considered which can be modeled by δ -functions. Taking three δ -functions with equal strengths and choosing their positions x_i in certain asymmetric ways, a sine-Gordon soliton (also named kink in the following) moves either to the right or to the left on the average [19]. Depending on the choice of the driving frequency ω , qualitatively different results were obtained for the modulus \bar{v} of the average soliton speed $\langle v \rangle$ as a function of the driving amplitude A : a) For the low frequency $\omega = 0.015$ there is an up and down staircase with the maximum average velocity $v_{max} = 0.03820$, b) for the intermediate frequency $\omega = 0.05$ there are five "windows" (regions of A with constant $\bar{v} > 0$) with $v_{max} = 0.03183$, c) for the relatively high frequency $\omega = 0.1$ there is only one window with height $v_{max} = 0.063666$. For even higher frequencies, \bar{v} vanishes for all amplitudes A . The results for ϕ^4 nonlinearity are quite similar.

v_{max} is always small compared to the critical velocity c which is unity for the dimensionless system (1). For long Josephson junctions c is the Swihart velocity [22].

The aim of this paper is to optimize both the shape and the array of the inhomogeneities in the sense that \bar{v} becomes as large as possible. Naturally, there are still other criteria for the optimization. E.g., one can try to maximize the area under the curve \bar{v} vs. amplitude A ; this will be discussed later. Other optimization strategies include studying the energy efficiency. We do not consider this approach here, but we refer the reader to Ref.[23].

In order to achieve any kind of optimization, it is necessary to have a theory which allows calculation of $\langle v \rangle$ for a given array of inhomogeneities. A CC theory with two variables, namely position

$X(t)$ and width $l(t)$ of the soliton, has turned out to be very successful [19], in the sense that in the case of δ -functions the results for $\langle v \rangle$ as a function of the driving amplitude A agree very well with the simulations for the original system (full numerical solution of Eq. (1)). Deviations between theory and simulation are found only in the case of strong driving ($A = \mathcal{O}(1)$). For even stronger driving the theory is no longer applicable, because in the simulations kink-antikink pairs appear spontaneously and scatter with the soliton under consideration. The 2-CC theory is characterized by two ODEs for $X(t)$ and $l(t)$, which contain forces that are defined as partial derivatives of an effective potential $U(X, l)$, which is calculated and discussed in the next section.

We take for our computations a rather large damping, choosing $\beta = 1$, for the following reasons:

- a) Our CC-theory does not take into account the phonons which are radiated by the soliton due to its acceleration by the driving force. These phonons are quickly damped out when the damping is large.
- b) We want to avoid several phenomena which can occur for very small damping: e.g., chaotic behavior and current reversals.

Finally, we remark that the spatial symmetry can be broken also by the introduction of an additive inhomogeneity $\gamma(x)$ in Eq.1, instead of our multiplicative inhomogeneity $\frac{\partial \tilde{U}}{\partial \phi} V(x)$. In the case of long Josephson junctions an additive inhomogeneity has been experimentally realized by a current injection with a profile $\gamma(x)$ [24]. This produces an effective potential which is similar to an asymmetric potential.

III. COLLECTIVE COORDINATE THEORY

For the unperturbed sine-Gordon equation, i.e. Eq. (1) without damping, inhomogeneity and driving, the 1-soliton solution reads

$$\phi_0(x, t) = 4 \arctan \left[\exp \left(\gamma \frac{x - vt}{l_0} \right) \right], \quad (3)$$

where v is the soliton velocity, $l_0 = 1$ is the rest width, and $l_0/\gamma = l_0\sqrt{1-v^2}$ is the Lorentz contracted width.

For perturbed nonlinear Klein-Gordon systems the so-called Rice ansatz [25] turned out to be very successful. E.g., for the ac driven ϕ^4 -system an unexpected resonance was predicted (and confirmed by simulations), which is situated in the gap below the phonon spectrum at half the frequency of the internal mode of the ϕ^4 -kink [26, 27]. The Rice ansatz for the sG-systems reads

$$\phi(x, X, l) = 4 \arctan\left\{\exp\left[\frac{x - X(t)}{l(t)}\right]\right\} \quad (4)$$

with soliton position $X(t)$ and width $l(t)$. The 2-CC theory for the perturbed sG-equation (1) yielded a set of two coupled ODEs [20]

$$M_0 l_0 \frac{\ddot{X}}{l} + \beta M_0 l_0 \frac{\dot{X}}{l} - M_0 l_0 \frac{\dot{X} \dot{l}}{l^2} = F^{ac} + F^{inh} \quad (5)$$

$$\alpha M_0 l_0 \frac{\ddot{l}}{l} + \beta \alpha M_0 l_0 \frac{\dot{l}}{l} + M_0 l_0 \frac{\dot{X}^2}{l^2} = K^{int} + K^{inh}, \quad (6)$$

where $\alpha = \pi^2/12$, $M_0 = 8$, $l_0 = 1$ and

$$F^{ac} = \int_{-\infty}^{\infty} dx f(t) \frac{\partial \phi}{\partial X} = -q f(t) \quad (7)$$

with the topological charge $q = 2\pi$.

$$K^{int} = -\frac{\partial E}{\partial l} \quad (8)$$

is a force which arises from the soliton energy

$$E(\dot{X}, l, \dot{l}) = \frac{1}{2} \frac{l_0}{l} M_0 \dot{X}^2 + \frac{1}{2} \frac{l_0}{l} \alpha M_0 \dot{l}^2 + \frac{1}{2} M_0 \left(\frac{l_0}{l} + \frac{l}{l_0} \right), \quad (9)$$

including internal energy due to width oscillations.

There are two forces which appear due to the potential $V(x)$ in Eq. (1), viz.

$$\begin{aligned} F^{inh} &= - \int_{-\infty}^{\infty} dx \frac{\partial \tilde{U}}{\partial \phi} \frac{\partial \phi}{\partial X} V(x) \\ &= - \int_{-\infty}^{\infty} dx \frac{\partial \tilde{U}}{\partial X} V(x) := - \frac{\partial U}{\partial X} \end{aligned} \quad (10)$$

$$\begin{aligned} K^{inh} &= - \int_{-\infty}^{\infty} dx \frac{\partial \tilde{U}}{\partial \phi} \frac{\partial \phi}{\partial l} V(x) \\ &= - \int_{-\infty}^{\infty} dx \frac{\partial \tilde{U}}{\partial l} V(x) := - \frac{\partial U}{\partial l}. \end{aligned} \quad (11)$$

In this way the effective potential

$$U(X, l) = \int_{-\infty}^{\infty} dx \tilde{U}(\phi) V(x) \quad (12)$$

is introduced that characterizes the influence of the inhomogeneities on the soliton dynamics. We remark that all the above results also hold for the ϕ^4 -model: In this case $\phi = \tanh[(x - X)/l]$ and the parameters are $q = 2$, $M_0 = 2\sqrt{2}/3$, $l_0 = \sqrt{2}$, and $\alpha = (\pi^2 - 6)/12$.

Before we specify $V(x)$ we evaluate $\tilde{U}(\phi)$. First we derive the relation $\tilde{U}(\phi_0) = (\frac{\partial \phi_0}{\partial z})^2 / (2\gamma^2) = 2 \operatorname{sech}^2(\gamma z)$, with $z = x - vt$, by inserting ϕ_0 into the unperturbed sG-equation. However, $\tilde{U}(\phi)$ can not be obtained in this way because $\phi(x, X, l)$ is not an exact solution, but rather an ansatz. However, we can generalize the above relation for $\tilde{U}(\phi_0)$ to $\tilde{U}(\phi) = \frac{1}{2} l^2 \phi_z^2 = 2 \operatorname{sech}^2(z/l)$, with $z = x - X$, and this can be verified by e.g. MATHEMATICA [28].

Thus we finally obtain

$$U(X, l) = \int_{-\infty}^{\infty} dx 2 \operatorname{sech}^2 \frac{x - X}{l} \cdot V(x). \quad (13)$$

Now we can insert the superposition (2) of localized inhomogeneities g_i and obtain

$$U(X, l) = \sum_n \sum_i U_i^{(n)} \quad (14)$$

$$U_i^{(n)} = \int_{-\infty}^{\infty} dx 2 \operatorname{sech}^2 \frac{x - X}{l} \cdot g_i(x - x_i - nL). \quad (15)$$

We can check that the effective potential is indeed periodic, $U(X + L, l) = U(X, l)$, because the sum goes over an infinite number of unit cells n of length L .

Our next step is to evaluate $U_i^{(n)}$ for various strongly localized functions g_i and to discuss which are the most important features of the inhomogeneities. We have tested Gaussians, Lorentzians and box functions and it turns out that there are only two important features of g_i , namely the height and width. For the above three cases, the $U_i^{(n)}$ are always bell-shaped, and the desired asymmetry of U depends most strongly on the relative positions of the $U_i^{(n)}$ within the cells. In other words, the most important features of the inhomogeneities g_i are their positions x_i , then come their heights and widths, while their detailed shape is unimportant.

For this reason, we can choose the simplest case, namely the box functions, which has the additional advantage that $U(X, l)$ can be calculated analytically (in contrast to the other two cases). The box function g_i at x_i in cell $n = 0$ is defined as

$$g_i = \begin{cases} h_i & \text{for } x_i - b_i \leq x \leq x_i + b_i \\ 0 & \text{otherwise} \end{cases}. \quad (16)$$

This yields

$$U_i^{(o)} = 2 h_i l \sinh \frac{2b_i}{l} \operatorname{sech} \frac{X - x_i + b_i}{l} \times \operatorname{sech} \frac{X - x_i - b_i}{l} \quad (17)$$

and we can check that in the limit $h_i \rightarrow \infty, b_i \rightarrow 0$ with finite $\epsilon_i := 2b_i h_i$ the result for a δ -function inhomogeneity [19] can be regained: $U_i^{(0)} = 2 \epsilon_i \operatorname{sech}^2[(X - x_i)/l]$. The final result for the effective potential (14) is

$$U(X, l) = \sum_n \sum_i 2 h_i l \sinh \frac{2b_i}{l} \operatorname{sech} \frac{Z_+}{l} \operatorname{sech} \frac{Z_-}{l} \quad (18)$$

with $Z_{\pm} = X - x_i - nL \pm b_i$.

In this way the optimization problem is solved, but only in principle: We choose a set of box inhomogeneities at the positions x_i within the cells, numerically solve the ODEs (5), (6) for

$X(t), l(t)$, and compute the average soliton velocity, defined by

$$\langle v \rangle = \langle \dot{X} \rangle = \lim_{t \rightarrow \infty} \frac{\langle X(t) - X(0) \rangle}{t}, \quad (19)$$

choosing a sufficiently long integration time. Then the procedure has to be repeated for many values of the driving amplitude A (keeping the driving frequency ω fixed), in order to find the maximal soliton speed

$$v_{max} = \operatorname{Max}\{|\langle v \rangle|\} \quad (20)$$

for that set of parameters. Finally, we would like to obtain v_{max} for a low, a medium and a relatively high frequency, because it is known from the case of the δ -function inhomogeneities that the curves $\langle v \rangle$ vs. A differ qualitatively for the above choice of frequencies (see section II).

In practice the whole procedure cannot work because the dimension of the parameter space is far too high. E.g., if one takes three inhomogeneities per cell, as in the case of the δ -functions, one has 10 parameters, namely three positions, heights and widths of the boxes, plus the cell length L . As one has to make sweeps in A in order to get v_{max} for every parameter set, it is practically impossible to explore the 10-dimensional parameter space. Obviously, we have to find a more efficient way to obtain an optimal set of inhomogeneities.

IV. OPTIMAL EFFECTIVE POTENTIAL

Our approach is not to work directly with the potential $V(x)$ in the inhomogeneous sG-equation (1), but to design first an optimal **effective** potential U_{opt} for a given driving force, i.e. for fixed A and ω . When U_{opt} has been obtained, it can be represented (approximately) by the superposition (18) of the pulse-shaped contributions $U_i^{(n)}$. I.e., the many parameters in Eq. (18) could be determined for instance by a least-square fit of U to U_{opt} , which is much more efficient than a search in the high-dimensional parameter space.

For simplicity we will not try to find $U_{opt}(X, l)$ within the 2-CC approach. It will turn out to be sufficient to find an optimal potential within the 1-CC theory which starts with the ansatz

$$\phi_0(x, X) = 4 \arctan\{\exp[\gamma(x - X(t))]\} \quad (21)$$

with

$$\gamma = 1/\sqrt{1 - \dot{X}^2}. \quad (22)$$

This yields one ODE [20]

$$\gamma^3 M_0 \ddot{X} + \gamma \beta \dot{X} = F^{ac} + F^{inh}, \quad (23)$$

with $F^{inh} = -\partial U/\partial X$ and

$$\begin{aligned} U &= \int_{-\infty}^{\infty} dx \tilde{U}(\phi) V(x) \\ &= \int_{-\infty}^{\infty} dx 2 \operatorname{sech}^2[\gamma(x - X)] V(x). \end{aligned} \quad (24)$$

Here, $\gamma^3 M_0$ is the so-called longitudinal relativistic mass. So far only the non-relativistic limit ($\gamma = 1$) of Eq. (23) was considered in the context of the δ -function inhomogeneities [19, 20]. Here we need the relativistic version, because our optimization will yield velocities which are no longer small compared to the critical velocity $c = 1$.

As noted above, we do not consider here the expression (24) for U in terms of $V(x)$, but we want to find quite generally the optimal U for a given driving force F^{ac} . U_{opt} must be asymmetric and periodic. As the most general periodic functions are the Jacobi elliptic functions, we use the ansatz

$$U_{opt}(X) = -\epsilon \cdot \operatorname{sn}(kX, m) \cdot \operatorname{cn}(kX, m), \quad (25)$$

where m is the modulus of the elliptic functions, $k = 2K(m)/L$ is a generalized wave number and $K(m)$ is the complete elliptic integral of the first kind.

This type of ansatz was first introduced in [18] as a generalized driving force to break the temporal symmetry in ratchet systems, namely $f(t) \equiv F_{ellip}(t) = \epsilon \cdot \operatorname{sn}(\Omega t, m) \cdot \operatorname{cn}(\Omega t, m)$ (where

$\Omega = 2K(m)/T$ with period T). Using only symmetry arguments, and taking into account the first two terms of the Fourier series of $F_{ellip}(t)$, it was shown in [18] that the optimal value for m is 0.960057, independent of the details of the ratchet models. However, in our case we will show that the situation is more complicated when such an ansatz is taken for the potential $U(X)$ in the particle ratchet (23).

The negative sign in front of $\epsilon > 0$ in (25) is chosen in order to achieve a positive $\langle v \rangle$, i.e. average motion to the right. The specific combination (25) of elliptic functions is chosen because there is no ratchet effect in two limiting cases: For $m = 0$ the effective potential is sinusoidal, and for $m = 1$ it is zero (except for a set of points with Lebesgue measure zero). Thus we can expect that an optimal value m_{opt} naturally exists in the interval $0 < m < 1$, under the condition that there is any ratchet effect for the chosen set of parameters ϵ, L in $U(X)$ and A, ω in the driving force.

Our problem now is to find the optimal modulus m , i.e. the optimal shape of the potential $U(X)$ in the ODE (23), which formally is a relativistic particle ratchet model. In Fig. 1 $\langle v \rangle$ vs. A is plotted for various values of m and we can see that the maximal speed v_{max} gradually increases with increasing m . However, when m is close to one, there is a dramatic increase of v_{max} . The reason for this can be discussed by considering the change of shape of $U(X)$ in Fig. 2: When m is increased (but is not yet close to 1) the negative slopes in $U(X)$ become steeper and the positive slopes become weaker. Both together increases the asymmetry of the potential; thus the symmetry breaking is augmented, which explains why v_{max} grows. In fact, $U(X)$ looks like a (smoothed) sawtooth potential that has widely been used in the literature.

However, when m becomes close to one, a new feature appears in $U(X)$, namely long flat regions. Their lengths increase as m gets even closer to one, so eventually $U(X)$ essentially exhibits two features:

1.) double peaks, each consisting of a positive and a negative peak with a steep slope in between,

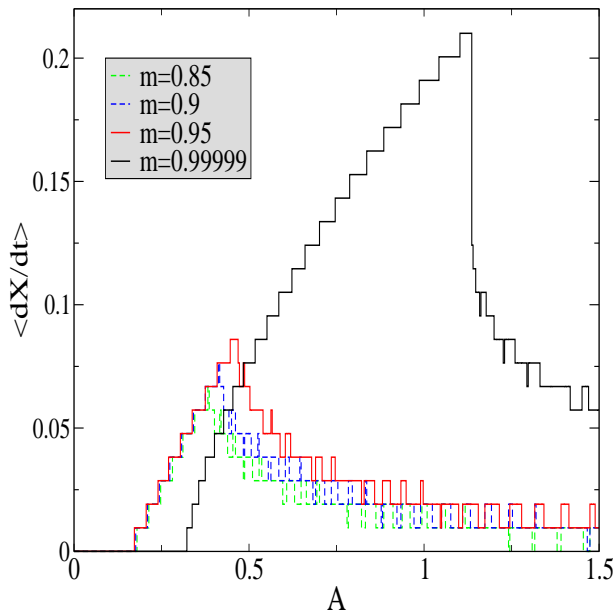


FIG. 1: Mean soliton velocity vs. amplitude A of the ac force for different moduli m of the elliptic functions in the ansatz (25) for the effective potential. The parameters used are $L = 4$, $\beta = 1$, $\omega = 0.015$ and $\epsilon = -2$.

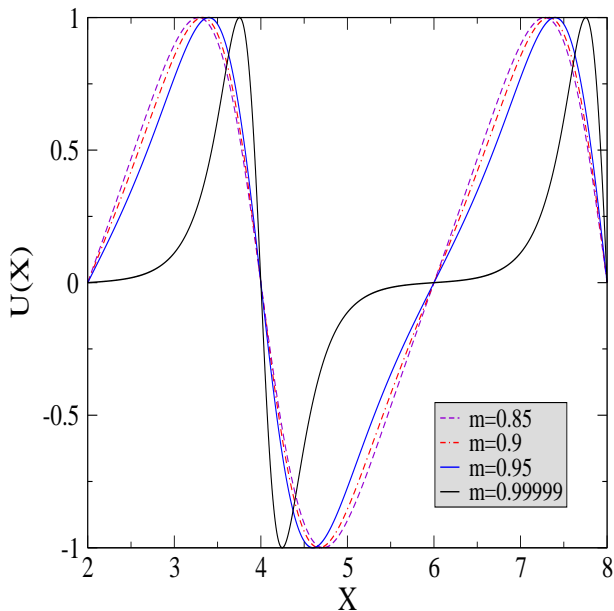


FIG. 2: Effective potential (25) for different values of the modulus m of the elliptic functions; $L = 4$, $\epsilon = -2$.

2.) long flat regions between the double peaks.

A potential with similar features was proposed for a ratchet system driven by a multiplicative white noise to enhance the coherent transport [29].

Before we proceed with our goal, namely to find the optimal inhomogeneities which produce

the above features, we want to discuss the staircase structure of $\langle v \rangle$ vs. A in Fig. 1. This structure is described by

$$\langle v \rangle = \frac{i}{j} \frac{L}{T} = \frac{i}{j} v_{step}; \quad i, j : \text{integer}. \quad (26)$$

The step height $v_{step} = L/T$ does not depend on the shape, but only on the period of $U(X)$, and on the period $T = 2\pi/\omega$ of the ac force.

Formula (26) should hold quite generally according to most of the literature ([4] and references therein). However, Eq. (26) was explicitly calculated only for a special case, namely an asymmetric sawtooth potential and a piecewise constant driving force [30]. Our results confirm Eq. (26), and so do the results for the effective potential stemming from δ -function inhomogeneities [19]. Moreover, we observe that $\langle v \rangle$ changes in steps also as a function of other parameters. For the following it will be important that $\langle v \rangle$ as a function of m first increases, then decreases in steps (Fig. 3). This means that v_{max} is reached for a very narrow range of m , which we denote by $[m_{opt}]$. The larger A , the closer $[m_{opt}]$ is to 1. For a larger value of the frequency, $\omega = 0.05$, the same effect shows up, namely it is found that the ratchet transport is enhanced for m very close to 1 provided that A is not too small.

V. OPTIMAL INHOMOGENEITIES

Our approach was to construct an array of inhomogeneities which produces an effective potential whose shape is approximately equivalent to the shape of U_{opt} , i.e. it must exhibit the two essential features found in U_{opt} in the previous section. The required effective potential can be obtained in four steps (here we skip working with $U(X)$ from the 1-CC theory and proceed directly with $U(X, l)$ in Eq.(18)):

1.) A single box inhomogeneity produces the single peak (17), two boxes with equal width ($b_1 = b_2 = b$) and equal height, but *opposite* signs ($h_1 = h, h_2 = -h$), produce the desired double peak structure, if they are placed at positions x_1, x_2 not too far separated.

2.) As to the second feature of U_{opt} , the long flat

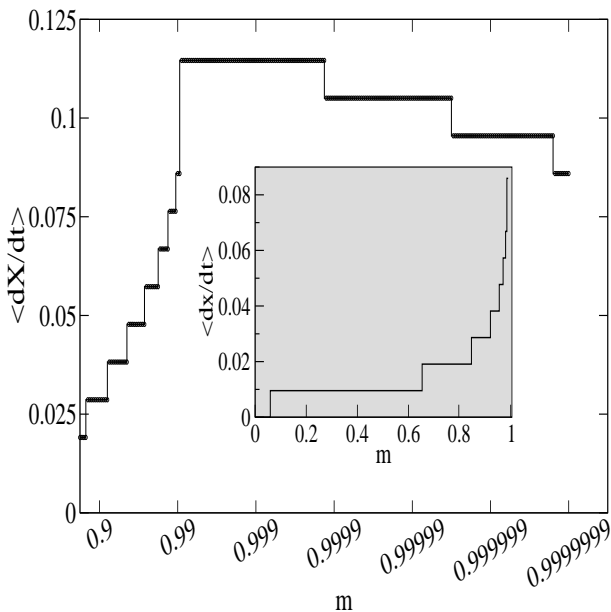


FIG. 3: Mean soliton velocity vs. the modulus m of the elliptic functions in the ansatz (25) for the effective potential; $L = 4$, $A = 0.6$, $\beta = 1$, $\omega = 0.015$, $\epsilon = -2$.

regions between the double peaks can easily be obtained by choosing a large period L , compared to the width of the double peaks. For the widths discussed below, a good range is $L = 4 - 8$; here $\langle v \rangle$ depends only weakly on L .

3.) We need to make the negative slope within a double peak very steep, and the positive slope between double peaks very weak, because these are features of U_{opt} . Both features can be achieved by making the two boxes narrower and higher (keeping the area fixed). Unfortunately the effect of this procedure is limited by the fact that the two peaks $U_1^{(0)}$ and $U_2^{(0)}$ which are produced by the two boxes, have a minimum width of about 1 (for $l \simeq \mathcal{O}(1)$), see Eq. (17). This width is practically the same as that of the sech^2 -peak produced by a δ -function inhomogeneity, see below Eq. (17).

4.) Because of the limitations of step 3, we position the two boxes closer together. This would make the negative slope steeper, if there were not a partial compensation of the positive and negative contributions $U_1^{(0)}$ and $U_2^{(0)}$ which reduces the heights of the two peaks. One can compensate this effect by further increasing the height h of the boxes and thus the peak heights. The optimal double-peak structure is produced by two

very narrow boxes which are as close together as possible, namely touching each other without overlapping (e.g., $x_1 = 0.8, x_2 = 1.0, b = 0.1$). Then the height can be increased as long as v_{max} is reached for $A \leq 1$ (for the above example $h = 25$, see Fig. 4). There is no value in increasing the amplitude of the driving force beyond $A \simeq 1$ because in the simulations for the original PDE (1) kink-antikink pairs may then appear spontaneously and degrade the ratchet effect (see also end of section II).

The above four steps together yield an enormous gain for v_{max} in the order of 300%: In Fig. 4a the maximal value of $\langle v \rangle$ is 0.1528 for $\omega = 0.015$, which has to be compared with the best value 0.0382 for the case of three δ -function inhomogeneities with the same ω [19]. The value 0.1528 for v_{max} is indeed quite high taking into account that this is an average over positive and negative velocities, cf. Eq. (19). Even larger values of v_{max} can be obtained by choosing a small damping parameter, but we do not consider this regime for the reasons given at the end of section II.

The above pair of very narrow and very high boxes that touch each other produces an effective potential which can be approximated very well by that resulting from a δ' -function inhomogeneity. This can be shown by considering in Eq. (18) the limit $b \rightarrow 0, h \rightarrow \infty$ with finite $\epsilon := (2b)^2 \cdot h$ for a box pair at x_1 and $x_2 = x_1 + 2b$ in cell $n = 0$. The limit yields

$$U^{(0)}(X, l) = -\frac{4\epsilon}{l} \tanh \frac{X - x_1}{l} \text{sech}^2 \frac{X - x_1}{l} \quad (27)$$

which is identical with $U^{(0)}$ stemming from a δ' -function inhomogeneity $g_1 = \epsilon \delta'(x - x_1)$.

VI. COMPARISON WITH SIMULATIONS

In order to check the predictions of the above collective coordinate approach with the optimized effective potential constructed in the previous section, we have performed simulations for the full sine-Gordon system (1) with the box inhomogeneities that produce the above effective potential: two narrow and high boxes per

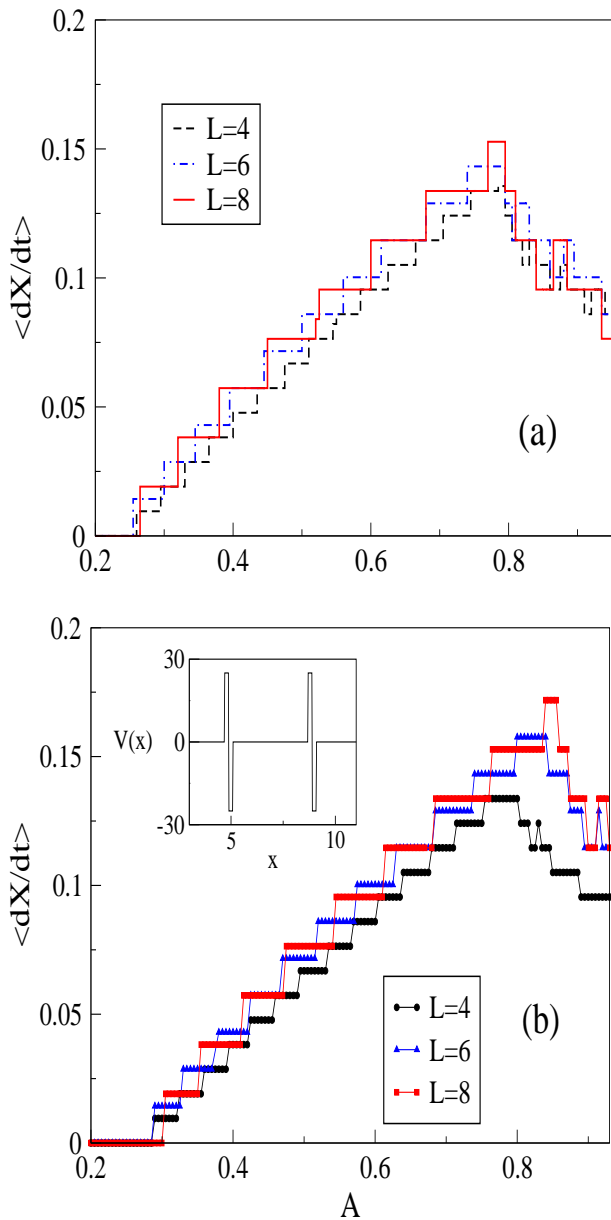


FIG. 4: Mean velocity vs. amplitude A of the ac force. (a) Numerical solution of the CC-Eqs. (5-11) with $U(X,t)$ given by Eq.(18). (b) Simulations of Eq.(1) with the expression for $V(x)$ given by Eqs.(2) and (16). $V(x)$ is shown in the inset. The parameters used are $\beta = 1$, $\omega = 0.015$, $h = 25$, $b = 0.1$, $x_1 = 0.8$, $x_2 = 1.0$

cell which have opposite signs and touch each other. We have numerically solved Eq.(1) using the Heun scheme [31] which yields the same results as the Strauss-Vázquez scheme [32], but considerably faster; another advantage of the Heun scheme is the possibility to include thermal noise [20]. The spatial and temporal integration steps were $\Delta x = 0.025$ and $\Delta t = 0.005$. The spa-

tial interval for the simulations had a length of 190 units. The simulations were performed taking as initial condition a kink soliton Eq.(4) at rest, which we allow to evolve. Then, after some transient time, we compute the mean velocity integrating over a period of time. This process is repeated again by varying the amplitude of the force, thus sweeping over the whole interval for the force amplitude. We have checked that the computation of the mean velocity does not change over several periods.

The results in Fig.4b show a very good qualitative agreement with the CC approach results in Fig.4a. Interestingly the simulation results are more sensitive to the choice of the cell length than the CC approach results: both the maximum v_{max} of the average velocity and its position change more when L is increased from 4 to 8. The best value is $v_{max} = 0.172$, which is 350% higher than the best result 0.0382 for the δ -function inhomogeneities [19]. In this case the highest value of the soliton speed $|v(t)|$ is about 0.5 which has to be compared with the critical velocity $c = 1$.

So far we have only considered the case of a low frequency ($\omega = 0.015$) of the driving force. Here both the δ -function and the box inhomogeneities produce a staircase in $\langle v \rangle$ vs. A . However, for higher frequencies the situation changes: For $\omega = 0.05$ the boxes still yield a staircase (Fig.5) while the δ -functions yield several windows (see case (b) in section II). For $\omega = 0.1$ (not shown) a 2-step staircase is seen for $L = 4$, while two and one windows are found for $L = 6$ and $L = 8$, respectively.

VII. SUMMARY AND CONCLUSIONS

We have studied how ratchet transport in inhomogeneous sine-Gordon systems can be strongly enhanced, proceeding in three steps:

- 1) In a collective coordinate approach the soliton dynamics was represented by a relativistic particle ratchet with an effective potential U , which is periodic and asymmetric. Using an ansatz in terms of Jacobi elliptic functions, the optimal U for the particle ratchet was found.

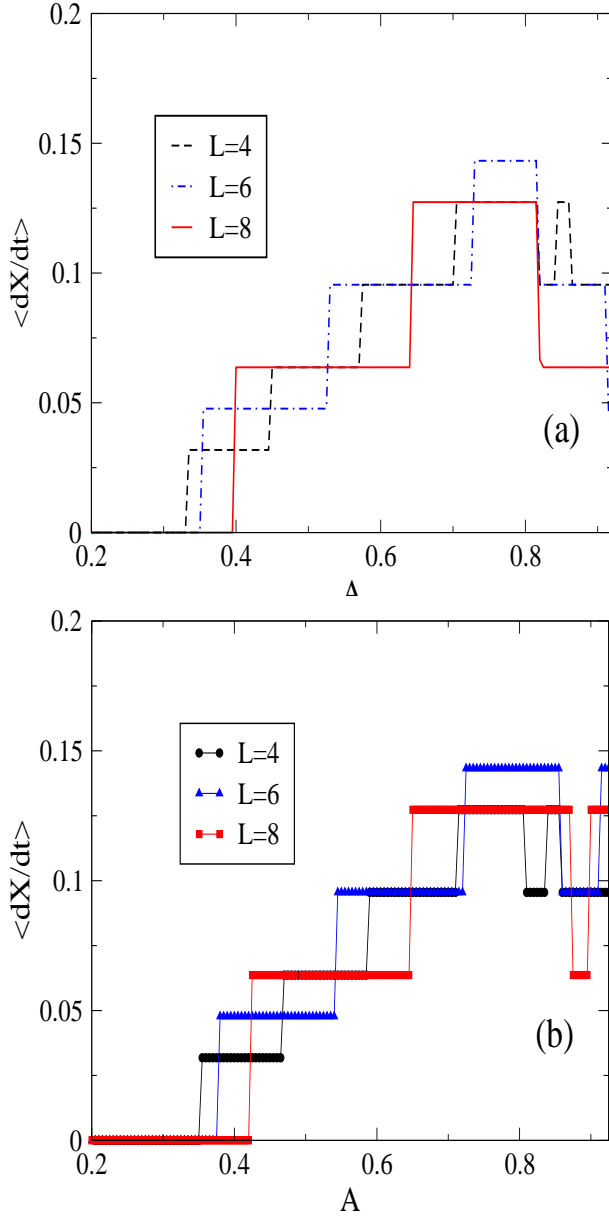


FIG. 5: Mean velocity vs. amplitude A of the ac force. (a) Numerical solution of the CC-equations (5)-(11). (b) Simulations of Eq.(1) with the expression for $V(x)$ given by Eqs.(2) and (16). The parameters used are $\beta = 1$, $\omega = 0.05$, $b = 0.1$, $h = 25$, $x_1 = 0.8$, $x_2 = 1.0$.

U_{opt} exhibits essentially two features: a) double peaks consisting of a positive and a negative peak with a steep slope in between, b) long flat parts between the double peaks.

2) The inhomogeneities in the sine-Gordon system were chosen such that they produce an effective potential which exhibits the above features of U_{opt} . It turned out that a very good choice is

a periodic array in which each cell contains two very narrow and high boxes with opposite signs that touch each other (this structure can be well approximated by a δ' -function). The optimization of the parameters (width and height of the boxes and the cell length) yielded high values for v_{max} , the maximum of the average soliton velocity $\langle v \rangle$ as a function of the driving amplitude A . For the frequency range $[0.015, 0.1]$ v_{max} is in the order of 0.15, where the soliton speed $|v(t)|$ reaches values which are not far away from the critical velocity $c = 1$. For frequencies higher than $\omega = 0.2$ the ratchet effect vanishes.

3) Simulations for the sine-Gordon system with the above inhomogeneities produce results for $\langle v \rangle$ vs. A which show a very good qualitative agreement with the results of the collective coordinate approach.

From the results which we have obtained, we propose the following experiments on long Josephson junctions: Narrow inhomogeneities of opposite signs can be built by microresistors (J_c decreased) and microshorts (J_c increased). So far only equidistant arrays of either type of inhomogeneities were used, but we do not see problems in producing arrays in which microresistors are placed close to microshorts.

A further enhancement of v_{max} could be achieved by a replacement of the sinusoidal driving force $f(t)$ by a more general periodic force (for homogeneous sine-Gordon systems an ansatz in terms of Jacobi elliptic functions, see below Eq. 25, yielded $v_{max} = 0.16$ and 0.17 in simulations and a CC-approach, respectively [33]). Work on the joint optimization of the inhomogeneities and the driving force is in progress.

Acknowledgments

F.G.M. thanks for the hospitality of the Theoretical Division and Center for Nonlinear Studies at Los Alamos National Laboratory during his sabbatical stay. Work at Los Alamos is supported by the USDoE. Travel between Spain and Germany was supported by the Ministerio de Educación y Ciencia (Spain) and DAAD (Ger-

many) through "Acciones Integradas Hispano-Alemanas", HA2004-0034 and D/04/3997. A.S. is supported by the Ministerio de Educación y Ciencia (Spain) under grants FIS2004-1001 and NAN2004-9087-C03-03, and by Comunidad de

Madrid (Spain) under grants UC3M-FI-05-007 and SIMUMAT-CM.

The authors also thank N.R. Quintero (Sevilla) for the preprints of her work and fruitful discussions.

-
- [1] P. Hänggi and R. Bartussek, in *Nonlinear Physics of Complex Systems – Current Status and Future Trends*, edited by J. Parisi, S. C. Müller, and W. Zimmermann (Lecture Notes in Physics No. 476, Springer, Berlin, 1996).
 - [2] R.D. Astumian and P. Hänggi, *Physics Today* **55** (11), 22 (20002).
 - [3] F. Jülicher, A. Ajdari, and J. Prost, *Rev. Mod. Phys.* **69**, 1269 (1997).
 - [4] P. Reimann, *Phys. Rep.* **361**, 57 (2002).
 - [5] H. Linke, editor, *Ratchets and Brownian Motors: Basics, Experiments and Applications*, *Appl. Phys. A* **75** (special issue).
 - [6] I. Zapata, J. Luczka, F. Sols, and P. Hänggi, *Phys. Rev. Lett.* **77**, 2292 (1996).
 - [7] F. Marchesoni, *Phys. Rev. Lett.* **77**, 2364 (1996).
 - [8] F. Falo, P. J. Martínez, J. J. Mazo, and S. Cilla, *Europhys. Lett.* **45**, 700 (1999).
 - [9] E. Trias, J. J. Mazo, F. Falo, and T. P. Orlando, *Phys. Rev. E* **61**, 2257 (2000).
 - [10] M. Salerno and N.R. Quintero, *Phys. Rev. E* **65**, 025602 (2002).
 - [11] G. Constantini, F. Marchesoni, and M. Borromeo, *Phys. Rev. E* **65**, 051103 (2002).
 - [12] A.V. Gorbach, S. Denisov, and S. Flach, *Chaos* **16**, 023126 (2006).
 - [13] S. Flach, Y. Zolotaryuk, A.E. Miroshnichenko, and M.V. Fistul, *Phys. Rev. Lett.* **88**, 184101 (2002).
 - [14] M. Salerno and Y. Zolotaryuk, *Phys. Rev. E* **65**, 056603 (2002).
 - [15] L. Morales-Molina, N. R. Quintero, F. G. Mertens, and A. Sánchez, *Phys. Rev. Lett.* **91**, 234102-1 (2003).
 - [16] L. Morales-Molina, N. R. Quintero, A. Sánchez and F. G. Mertens, *Chaos* **16**, 013117 (2006).
 - [17] A. V. Ustinov, C. Coqui, A. Kemp, Y. Zolotaryuk, and M. Salerno, *Phys. Rev. Lett.* **93**, 087001 (2004).
 - [18] R. Chacon and N. R. Quintero, arXiv:physics/0503125 (2005).
 - [19] L. Morales-Molina, F. G. Mertens, and A. Sánchez, *Eur. Phys. J. B* **37**, 79 (2004).
 - [20] L. Morales-Molina, F. G. Mertens and A. Sánchez, *Phys. Rev. E* **72**, 016612 (2005).
 - [21] A. V. Ustinov, *Phys. Lett. A* **136**, 155 (1989).
 - [22] M. Reimoissenet, *Waves Called Solitons* (Springer, Berlin, 1999).
 - [23] J.M.R. Parrondo and B.J. Cisneros, *Appl. Phys. A* **75**, 179 (2002).
 - [24] M. Beck, E. Goldobin, M. Neuhaus, M. Siegel, R. Kleiner, and D. Koelle, *Phys. Rev. Lett.* **95**, 090603 (2005).
 - [25] M.J. Rice and E.J. Mele, *Solid State Commun.* **35**, 487 (1980); M.J. Rice, *Phys. Rev. B* **28**, 3587 (1983).
 - [26] N.R. Quintero, A. Sánchez, and F.G. Mertens, *Phys. Rev. Lett.* **84**, 871 (2000).
 - [27] N.R. Quintero, A. Sánchez, and F.G. Mertens, *Phys. Rev. E* **62**, 5695 (2000).
 - [28] Mathematica, 5.0 (Wolfram Research Inc., Champaign, IL, 2003).
 - [29] B. Lindner and L. Shimansky-Geier, *Phys. Rev. Lett.* **89**, 230602 (2002).
 - [30] M. Schreier, P. Reimann, P. Hänggi, and E. Pollak, *Europhys. Rev. Lett.* **44**, 416 (1998).
 - [31] M. San Miguel and R. Toral, Stochastic effects in physical systems in *Instabilities and Nonequilibrium structures*, VI, E. Tirapegui, J. Martínez and R. Tienmann, eds Kluwer Academic Pub. 35-130 (2000).
 - [32] W. A. Strauss and L. Vázquez, *J. Comput. Phys.* **35**, 61 (1990).
 - [33] R. Chacon and N.R. Quintero, proceedings of BIOCOMP 2005, to be published.