

First-Principles Study on Electron-Conduction Properties of C_{60} Chains

Tomoya Ono and Kikuji Hirose

Department of Precision Science and Technology,
Osaka University, Suita, Osaka 565-0871, Japan

(Dated: April 15, 2024)

Abstract

The electron-conduction properties of fullerene chains are examined by first-principles calculations based on the density functional theory. The conductivity of the C_{60} dimer is low owing to the constraint of the junction of the molecules on electron conduction, whereas the C_{60} monomer exhibits a conductance of $1 G_0$. One of the three degenerate t_{1g} states of C_{60} is relevant to conduction and the contributions of the others are small. In addition, we found a more interesting result that the conductance of the fullerene chain is drastically increased by encapsulating metal atoms into cages.

PACS numbers: 73.40.-c, 68.65.La, 72.80.Rj, 85.65.+h

Recently, extensive research has been devoted to understanding electron conduction in atomic- and molecular-scale devices. In particular, carbon-based molecules, such as fullerenes and carbon nanotubes, have attracted considerable attention, because they are expected to play a key role in nanoscale electronic devices owing to their mechanical stability. Thus, their electronic and mechanical properties have been intensively studied [1]. In the preceding study [2], we examined the electron-conduction properties of C_{20} chains and revealed that the conductances of monomers are $1 G_0$ while those of dimers are reduced to

$0.2 G_0$, in which most of the incident electrons are scattered at the junctions between the molecules in the case of the dimers. Although C_{20} chains are expected to be more suitable for extremely precise molecular electronic devices than carbon nanotubes or other fullerenes, the atomic structures of C_{20} chains are not easily controllable at present. In the last decade, some theoretical studies have reported that a single C_{60} bridge exhibits metallic properties and that its conductance is between 1 and $3 G_0$ [3]. In addition, some exciting experiments demonstrate that C_{60} molecules have the possibility of being a nanoscale electrical amplifier [4]. Moreover, several experiments have reported that polymeric forms of C_{60} are synthesized under special conditions [5] (high pressure, photoexcitation, or in the charged/doped phase), and endohedral metal fullerenes, in which metal atoms are encapsulated in cages, are produced during the collisions of metal ions with C_{60} vapor molecules [6]. These fullerenes are good candidates for nanoscale devices, yet there remains much to be learned about their electron-conduction properties.

In this Letter, we examined the electron conduction through C_{60} chains suspended between semi-infinite gold electrodes using first-principles calculations within the framework of the density functional theory [7]. We found that the conductance of the C_{60} monomer is

$1 G_0$, while that of the C_{60} dimer is $0.1 G_0$ owing to the scattering of incident electrons at the junction between the molecules. One of the three degenerate t_{u1} states is dominant in electron conduction, whereas the others scarcely contribute to electron conduction. Moreover, when lithium atoms are encapsulated in C_{60} cages, the energy of the unoccupied molecular orbitals at the junction shifts down to the Fermi level, and as a consequence, the conductance of the $Li@C_{60}$ dimer significantly increases.

Our first-principles calculation method for electron-conduction properties is based on the real-space finite-difference approach [8, 9, 10], which enables us to determine the self-consistent electronic ground state with a high degree of accuracy by the time-saving double-

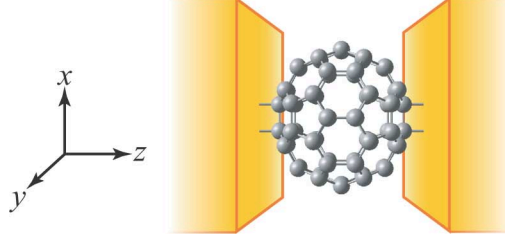


FIG. 1: (color online) Schematic diagram of scattering region of C_{60} molecules suspended between Au jellium electrodes.

grid technique [9, 10] and the direct minimization of the energy functional [11]. Moreover, the real-space calculations eliminate the serious drawbacks of the conventional plane-wave approach, such as its inability to describe nonperiodic systems accurately. The norm-conserving pseudopotentials [12] of Troullier and Martins [13] are employed to describe the electron-ion interaction, and exchange correlation effects are treated by the local density approximation [14] of the density functional theory [7].

Figure 1 shows the calculation model employed here, in which the C_{60} molecule is sandwiched between electrodes. Because polymerized C_{60} was found to form a parallel double-bonded structure in the previous study [15], a model in which a C_{60} molecule is connected to electrodes with parallel double bonds is employed. Since many first-principles investigations using structureless jellium electrodes are in almost quantitative agreement with experiments, we substitute the jellium electrodes for crystal ones. To determine the optimized atomic structures and Kohn-Sham effective potential, a conventional supercell is employed under the periodic boundary condition in all directions; the size of the supercell is $L_x = L_y = 30.8$ a.u. and $L_z = L_{mol} + 25$ a.u., where L_x and L_y are the lateral lengths of the supercell in the x- and y-directions parallel to the electrode surfaces, respectively, L_z is the length in the z-direction, and L_{mol} is the length of the inserted molecules. The C_{60} monomers and dimers are put between the electrodes. The structural optimizations are implemented in advance with a cutoff energy of 89 Ry, which corresponds to a real-space grid spacing of 0.33 a.u., and a higher cutoff energy of 799 Ry in the vicinity of nuclei with the augmentation of the double-grid technique [9, 10]. The molecules are optimized individually under the isolated condition and then relaxed between the electrodes. Although the initial distance between the edge atoms of inserted molecules and the jellium electrode is set at 0.91 a.u. [16], this

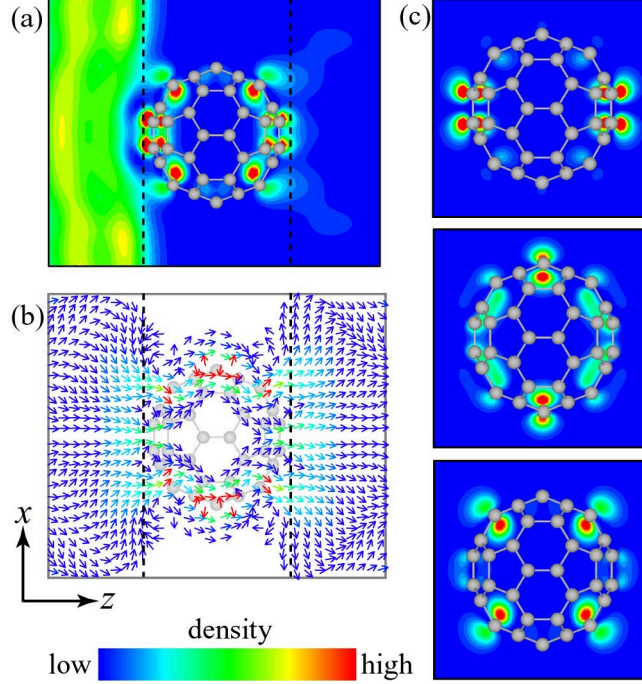


FIG. 2: (color) (a) Current charge distribution of incident electrons from left electrode at the Fermi level when C_{60} is suspended between electrodes. (b) Current distribution of incident electrons. The planes shown are perpendicular to the electrode surfaces and contain the atoms facing the electrodes. (c) Charge distributions of three degenerate LUMOs of isolated C_{60} molecule for $t_{u1,x}$ (upper panel), $t_{u1,y}$ (middle panel) and $t_{u1,z}$ (lower panel). The spheres, lines, and vertical dashed lines represent carbon atoms, C-C bonds, and the edges of the jellium electrodes, respectively.

distance increases after the structural optimization of the molecules with the jellium electrodes. For the conductance calculation, we take a cutoff energy of 39 Ry. The Kohn-Sham effective potential is computed using the supercell employed in the structural optimization. We ensured that the increase in the cutoff energy and the enlargement of the supercell did not affect our conclusion significantly. The global wave functions for infinitely extended states from one electrode to the other are evaluated by the overbridging boundary-matching formula [9, 17]. The conductance of the nanowire system at the limits of zero temperature and zero bias is described by the Landauer-Buttiker formula, $G = \text{tr}(T^y T) G_0$ [18], where T is the transmission matrix. To investigate states actually contributing to electron conduction, the eigenchannels are computed by diagonalizing the Hermitian matrix $T^y T$ [19] and their charge distributions are compared with those of the orbitals of the isolated molecule.

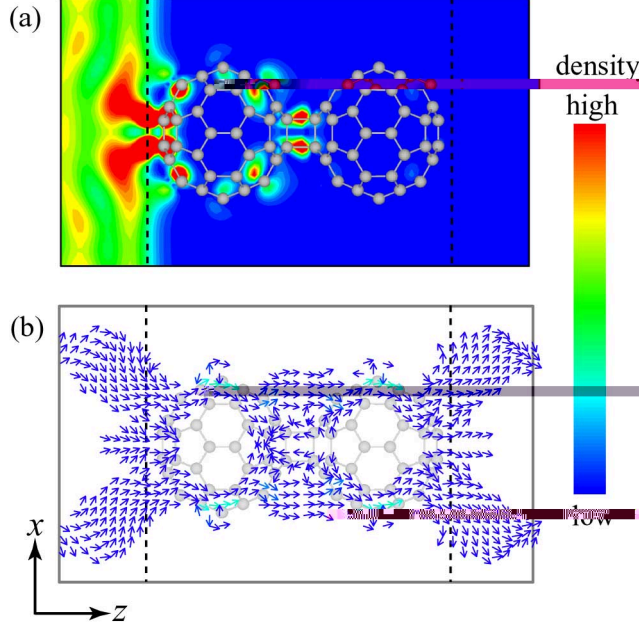


FIG. 3: (color) (a) Current charge distribution of incident electrons from left electrode at the Fermi level when $(C_{60})_2$ is suspended between electrodes. (b) Current distribution of incident electrons. The planes shown and the meanings of the symbols are the same as in Fig. 2.

We first calculate the electron-conduction properties of the C_{60} monomer. Figure 2 shows the current charge distribution and current distribution of the incident electrons from the left electrode at the Fermi level, where the cross sections at the center of the models along the z -direction are depicted. The electron currents pass along the C-C bonds, and not directly cross through the inside of the C_{60} cages. The charge distributions of the lowest unoccupied molecular orbitals (LUMOs) of the isolated C_{60} monomer are shown in Fig. 2 (c). The C_{60} has three t_{u1} degenerate LUMOs and we name, for convenience, the states that are odd functions with respect to the y - z , z - x and x - y planes as $t_{u1,x}$, $t_{u1,y}$ and $t_{u1,z}$, respectively. The incident electrons are found to be scattered at both interfaces between the molecule and the electrodes. The channel transmissions of the respective states are collected in the second column of Table I. It can be seen that the $t_{u1,z}$ state dominantly contributes to electron conduction. According to the wave-function matching formula for the three-dimensional jellium wire [20], the transmission of the channel that has high kinetic energy in the direction parallel to the chain is large and is hardly affected by the length of the wire. The transmission of the $t_{u1,z}$ state is higher than those of the other degenerate t_{u1} states,

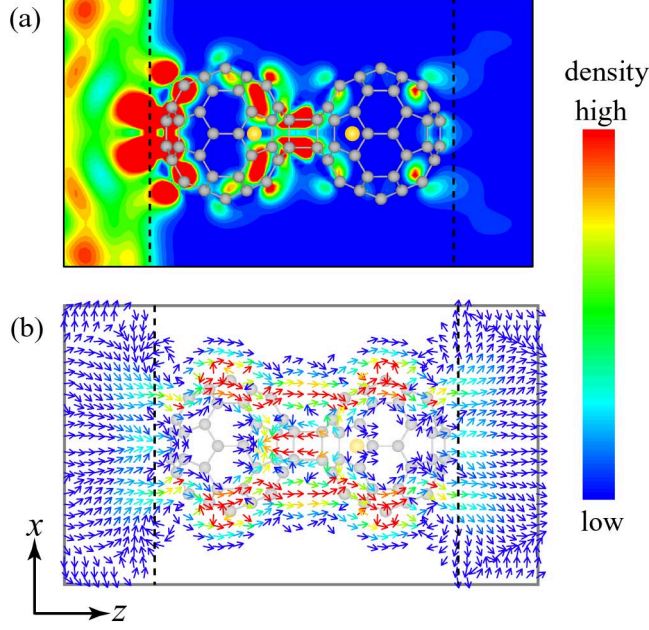


FIG. 4: (color) (a) Current charge distribution of incident electrons from left electrode at the Fermi level when $(\text{Li}@\text{C}_{60})_2$ is suspended between electrodes. (b) Current distribution of incident electrons. The planes shown are the same as in Fig. 2. The yellow spheres are lithium atoms and the meanings of the other symbols are the same as in Fig. 2.

since its kinetic energy in the z -direction is the largest. The resultant conductance is $1.13 G_0$, which is in agreement with the previous theoretical calculations, which report that the C_{60} monomer exhibits metallic electron-conduction properties and that its conductance is between 1 and $3 G_0$ [3].

TABLE I: Channel transmissions at the Fermi level.

	C_{60}	$(\text{C}_{60})_2$	$(\text{Li}@\text{C}_{60})_2$
$t_{u1,x}$	0.110	0.001	0.007
$t_{u1,y}$	0.133	0.012	0.020
$t_{u1,z}$	0.873	0.098	0.851

Next, the conduction property of the dimer is examined. Figure 3 shows the current charge distribution and current distribution at the Fermi level. Since the reflection of electrons occurs at the junction in addition to the interfaces, the conductance has a lower value

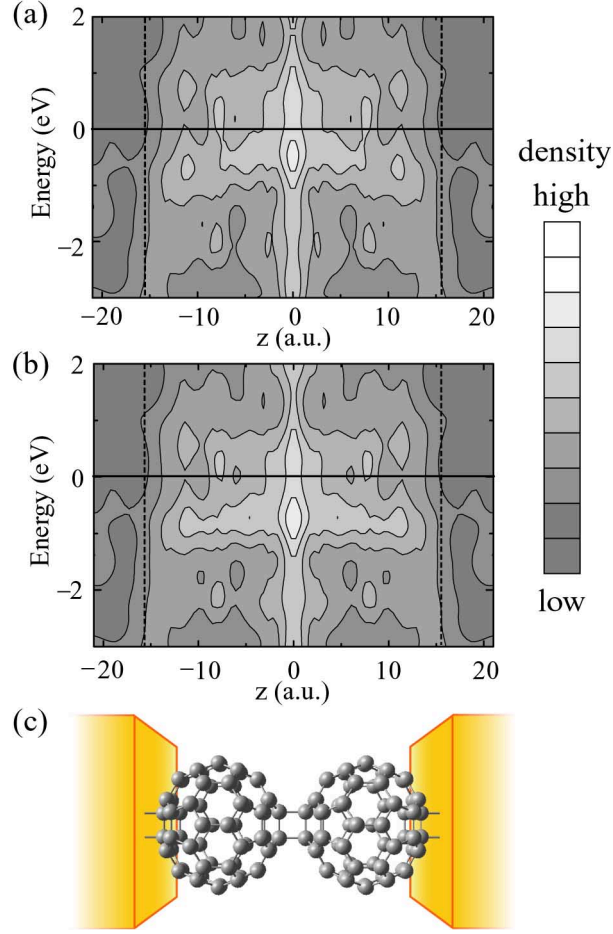


FIG. 5: (color online) Distributions of DOS integrated on plane perpendicular to chain as functions of relative energy from the Fermi level for (a) $(C_{60})_2$ chain and (b) $(Li@C_{60})_2$ chain. The zero of energy is chosen to be the Fermi level. Each contour represents twice or half the density of adjacent contour lines. The vertical dashed lines represent the edge of the jellium electrodes. A schematic diagram of the computational model for the C_{60} dimer is illustrated in (c) as a visual aid.

(0.11 G_0) than that of the C_{60} monomer. This situation is similar to that of C_{20} [2]. The channel transmissions are listed in the third column of Table I. Note that all the channel transmissions are lower than those of C_{60} . In the case of the isolated C_{60} dimer, the characteristics of the first and second LUMOs of the isolated dimer are inherited from the t_{u1y} and t_{u1z} LUMOs of the isolated C_{60} molecule, respectively. The contribution of the second LUMO to electron conduction is the largest, although its energy is higher than that of the first LUMO. According to our result, the conductances of the longer chains are expected to decay rapidly as the number of fullerenes in the chains increases because of their nonmetallic

properties. Do fullerene-based chains never work as conductive molecule wires?

It has been reported that endohedral metal fullerenes, in which metal atoms are encapsulated in cages, are produced by the collisions of metal ions with C_{60} vapor molecules [6]. Since the volume of C_{60} is larger than that of C_{20} , we can insert metal atoms into the cages. Here, lithium atoms are inserted into the cages so as to locate on the central axis of the chain. The total energy gain realized by encapsulating the lithium atoms is 3.89 eV per dimer, the cohesive energy of the $(Li@C_{60})_2$ molecule is 0.10 eV per $Li@C_{60}$ molecule, and the energy difference between the highest occupied molecular orbital and LUMO is 0.21 eV, which is markedly smaller than that of $(C_{60})_2$ (1.33 eV). We show in Fig. 4 the current charge distribution and current distribution of the $(Li@C_{60})_2$ molecule. The reflection at the junction of the molecules is suppressed and the conductance reaches $0.88 G_0$. We show the channel transmissions in the fourth column of Table I. The transmissions of the states consisting of the $t_{u1,z}$ orbital are significantly larger than those of $(C_{60})_2$ and recover up to that of the monomer. To interpret the reason for the increase in conductance, Fig. 5 shows the density of states (DOS) of the $(C_{60})_2$ and $(Li@C_{60})_2$ suspended between the electrodes, which are plotted by integrating the DOS on the plane perpendicular to the chains. The encapsulated lithium atoms do not largely affect the electronic structure at the interface. Yet, the states that are 0.3 eV above the Fermi level of the C_{60} dimer is shifted down to the Fermi level by inserting the lithium atoms, which lead to an increase in the DOS at the Fermi level in the fullerenes. The low energy gap between the Fermi level and the unoccupied states at the junction, and the high DOS at the Fermi level result in small reflection at the junction and the high conductance of the endohedral metal fullerene chain.

In conclusion, we have theoretically investigated the electron-conduction properties of C_{60} chains. The $t_{u1,z}$ state is closely relevant to electron conduction, while the others hardly contribute to conduction. The C_{60} dimer does not possess good conductivity, because the junction of the molecules is a bottleneck of electron conduction. On the other hand, by inserting the lithium atoms into the cages, the C_{60} dimer exhibits good conduction properties due to the increase in the DOS at the junction. These results indicate that the endohedral metal fullerene chains have potential applications in electronic devices. In addition, encapsulating metal atoms into fullerene will be a novel scheme of controlling the electron-conduction properties of the fullerene chains. Thus, this situation will stimulate a new technology of electronic devices using molecule chains.

This research was partially supported by a Grant-in-Aid for the 21st Century COE "Center for Atomistic Fabrication Technology", by a Grant-in-Aid for Scientific Research in Priority Areas "Development of New Quantum Simulators and Quantum Design" (Grant No. 17064012) and also by a Grant-in-Aid for Young Scientists (B) (Grant No. 17710074) from the Ministry of Education, Culture, Sports, Science and Technology. The numerical calculation was carried out by the computer facilities at the Institute for Solid State Physics at the University of Tokyo and the Information Synergy Center at Tohoku University.

-
- [1] See, for example, S. Saito and A. Oshiyama, Phys. Rev. Lett. 66, 2637 (1991), N. Hamada, S.I. Sawada, and A. Oshiyama, Phys. Rev. Lett. 68, 1579 (1992), K. Ohno, Y. Maruyama, K. Esfarjani, Y. Kawazoe, N. Sato, R. Hatakeyama, T. Hirata, and M. Niwano, Phys. Rev. Lett. 76, 3590 (1996), S. Okada, S. Saito and A. Oshiyama, Phys. Rev. Lett. 83, 1986 (1999), E. Burgos, E. Halac, R. W eht, H. Bonadeo, E. Artacho, and P. Ordejón, Phys. Rev. Lett. 85, 2328 (2000), M. Saito and Y. Miyamoto, Phys. Rev. Lett. 87, 035503 (2001), and Refs. [2, 3, 4, 5, 6].
 - [2] M. Otani, T. Ono, and K. Hirose, Phys. Rev. B 69, 121408(R) (2004).
 - [3] J.J. Palacios, A.J. Perez-Jimenez, E. Louis, and J.A. Verges, Phys. Rev. B, 64, 115411 (2001).
 - [4] C. Joachim and J.K. Gimzewski, Chem. Phys. Lett. 265, 353 (1997).
 - [5] Y. Iwasa, T. Arima, R.M. Fleming, and T. Yagi, Science 264, 1570 (1994); A. Rao, P. Zhou, K. Wang, G.T. Hager, J.Y. Wang, W.-T. Lee, X. Bi, P.C. Eklund, D.S. Comett, and M.A. Duncan, Science 259, 955 (1993); P.W. Stephens, G. Bortel, G. Faigel, M. Tegze, A. Janossy, S. Pekker, G. Oszlanyi, and L. Forro, Nature (London) 370, 636 (1994); S. Pekker, A. Janossy, L. Mihaly, O. Chauvet, M. Carrard, and L. Forro, Science 265, 1077 (1994); O. Chauvet, G. Oszlanyi, L. Forro, P.W. Stephens, M. Tegze, G. Faigel, and A. Janossy, Phys. Rev. Lett. 72, 2721 (1994).
 - [6] Z. Wan, J.F. Christian, and S.L. Anderson, Phys. Rev. Lett. 69, 1352 (1992).
 - [7] P. Hohenberg and W. Kohn, Phys. Rev. 136, B864 (1964).
 - [8] J.R. Chelikowsky, N. Troullier, and Y. Saad, Phys. Rev. Lett. 72, 1240 (1994); T. Hoshi, M. Arai, and T. Fujiwara, Phys. Rev. B 52, R5459 (1995); A.P. Seitsonen, M.J. Puska, and R.M. Nieminen, Phys. Rev. B 51, 14057 (1995); J.-L. Fattebert and J. Bernholc, Phys. Rev. B 62,

- 1713 (2000); G.F. Bertsch, J.-I. Iwata, Angel Rubio, and K. Yabana, Phys. Rev. B 62 7998 (2000); T.L. Beck Rev. Mod. Phys. 72, 1041 (2000), P.A. Khomyakov and G. Brocks, Phys. Rev. B 70, 195402 (2004); J.J. Mortensen, L.B. Hansen, and K.W. Jacobsen, Phys. Rev. B 71, 035109 (2005).
- [9] K. Hirose, T. Ono, Y. Fujimoto, and S. Tsukamoto, First-Principles Calculations in Real-Space Formalism, Electronic Configurations and Transport Properties of Nanostructures (Imperial College Press, London, 2005).
- [10] T. Ono and K. Hirose, Phys. Rev. Lett. 82, 5016 (1999); Phys. Rev. B 72, 085105 (2005); *ibid.* 72, 085115 (2005).
- [11] K. Hirose and T. Ono, Phys. Rev. B 64, 085105 (2001).
- [12] We used the norm-conserving pseudopotentials NCP S97 constructed by K. Kobayashi. See K. Kobayashi, Comput. Mater. Sci. 14, 72 (1999).
- [13] N. Troullier and J.L. Martins, Phys. Rev. B 43, 1993 (1991).
- [14] J.P. Perdew and A. Zunger, Phys. Rev. B 23, 5048 (1981).
- [15] P. Zhou, Z.-H. Dong, A.M. Rao, and P.C. Eklund, Chem. Phys. Lett. 211, 337 (1993).
- [16] The actual atomic distance from the Au (111) atomic plane to the edge atom of the fullerene corresponds to 1.7 Å. We used this value, which is almost equal to those in some other theoretical calculations, to ensure mechanical contact. See Ref. [3] and C. Roland, B. Larade, J. Taylor, and H. Guo, Phys. Rev. B 65, 041401(R) (2001).
- [17] Y. Fujimoto and K. Hirose, Phys. Rev. B 67, 195315 (2003).
- [18] M. Buttiker, Y. Imry, R. Landauer, and S. Pinhas, Phys. Rev. B 31, 6207 (1985).
- [19] N. Kobayashi, M. Brandbyge, and M. Tsukada, Phys. Rev. B 62, 8430 (2000).
- [20] Y. Egami, T. Ono, and K. Hirose, Phys. Rev. B 72, 125318, (2005).