

A new challenge for time-dependent density-functional theory

Meta van Faassen and Kieron Burke

*Department of Chemistry and Chemical Biology, Rutgers University, Piscataway,
New Jersey 08854-8087*

Abstract

Time-dependent density functional theory is thought to work well for the test cases of He and Be atoms. We perform a quantum defect analysis of the s , p , and d Rydberg states of Be with accurate ground state Kohn-Sham potentials. The s and p -quantum defects are well described by the ALDA, but fails badly for the d -quantum defect. The same failure is observed in case of He. This provides a new challenge for functional development in time-dependent density functional theory.

1 Introduction

Time-dependent density functional theory (TDDFT) [1] has become a popular method for calculating excitation energies of atoms, molecules, clusters, and solids [2,3]. In many common situations, it yields transition frequencies with errors below 0.2 eV, and properties of excited states are obtained with an accuracy comparable to that of ground-state DFT.

As any theory is increasingly applied, the limitations of its approximations are

discovered [3]. An early limitation for TDDFT was due to the poor asymptotic behavior of potentials in approximations to ground state DFT. This problem was overcome by the development of asymptotically corrected potentials [4,5,6,7]. Later, it was found that adding an asymptotic tail to the LDA potential, without any modification in the inner region, gives very accurate results [8]. Another limitation was that within the adiabatic approximation, double excitations are missed by TDDFT. It was shown by Maitra *et al.* that this problem can be overcome with a frequency dependent exchange-correlation (xc) kernel [9,10]. A still open question is how to obtain charge-transfer excitations within TDDFT. An empirical approximation of the xc-kernel has been designed as a step to overcome this problem [11].

In this communication, we report a new and surprising failure of present TDDFT calculations. While previously hinted at in the literature, our recently-developed quantum defect analysis (QDA) for atoms [12] makes it very clear that this is a qualitative failure. Essentially, as the angular-momentum change grows, TDDFT with the adiabatic local density approximation (ALDA), becomes worse and worse. For $s \rightarrow d$ transitions, including TDDFT xc-contributions is much worse than ignoring them altogether!

2 Theory

For closed shell atoms and for any spherical one-electron potential that decays as $-1/r$ at large distances, the bound-state transitions form a Rydberg series with frequencies:

$$\omega_{nl} = I - \frac{1}{2(n - \mu_{nl})^2} \quad (1)$$

where I is the ionization potential, and μ_{nl} is called the quantum defect [13]. We use atomic units ($e^2 = \hbar = m_e = 1$) throughout. For real atoms, quantum defects depend only weakly on the principal quantum number n for large n and converge to a finite value in the limit $n \rightarrow \infty$.

The quantum defect is a smooth function of energy, and is well approximated a polynomial of some low order p :

$$\mu^{(p)}(E) = \sum_{i=0}^p \mu_i E^i, \quad E = \omega - I. \quad (2)$$

Thus we calculate transition frequencies, extract the quantum defect via Eq. 1 and plot them as a function of E . When we fit our quantum defect values to Eq. 2, we optimize the fit over the entire range of excitation energies, not just around $E = 0$ (the μ_i are simply related to the a , b , and c coefficients in Refs. [14] and [15]).

For the TDDFT part, we solve the linear response equations as derived by Casida [16]. Such a TDDFT calculation consists of two parts. First the ground state KS orbitals and KS orbital energies are determined with DFT. For He and Be, nearly exact potentials have been developed by Umrigar *et al.* (He [17] and Be [18]), and we use these potentials for the ground state. In this way, we eliminate any error due to the underlying ground state KS potential. In the second part of the calculation (the TDDFT part), we do perturbation theory on the ground state results. This means solving Casida's equations, and we use the ALDA xc-kernel in all cases. We also include results in the Hartree approximation, equivalent to setting the xc-kernel to zero. In this approximation triplet values correspond to the bare KS orbital energy differences, as the Hartree interaction involves no spin flips.

3 Computational details

For the calculation of KS orbital energies and TDDFT excitation energies, we used the Amsterdam Density Functional program package ADF (<http://www.scm.com>). The numerical integration accuracy was set to 12 significant digits, and the convergence criterion in the self-consistent procedure for the solution of the KS equations was set to 10^{-12} . We reached convergence with a large even tempered basis set with primitive basis functions including f functions and a fit set including g functions.

In order to map the accurate potentials onto the integration grid of ADF we performed a cubic spline interpolation between the available data points. We confirmed the quality of our ground state KS results by comparing the ADF orbital energies with orbital energies obtained with an OEP (optimized potential model) program [19,20,21]. This program is basis set independent, works with a radial grid, and both the energies and the potentials are optimized in a self-consistent way. For this code, the accurate potentials do not need to be interpolated. We obtained ground state orbitals energies with ADF that were identical to the ones obtained with the OEP code at least up to 5 digits (in a.u.).

In order to obtain the coefficients in Eq. 2 for He, we included states up to $n = 6$ in case of the ALDA and $f_{xc} = 0$ calculations, up to $n = 10$ in case of the accurate wave function reference data, and up to $n = 7$ for the KS values. For Be we included states up to $n = 6$ in case of ALDA and $f_{xc} = 0$ calculations, up to $n = 8$ in case of the experimental reference data, and up to $n = 9$ for the KS values.

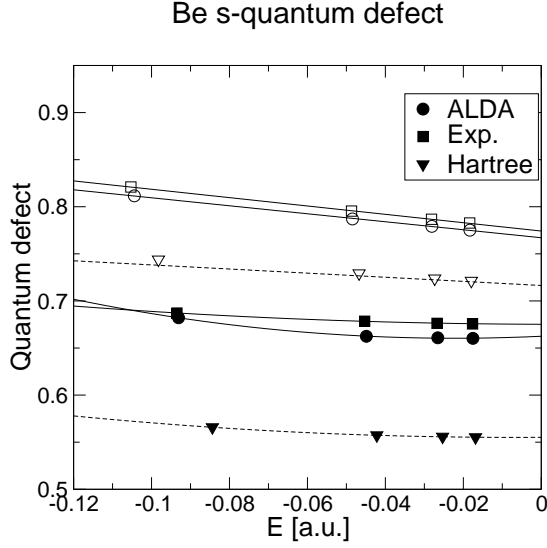


Fig. 1. Hartree and ALDA singlet and triplet s -quantum defects of Be, compared with experimental values [23]. The closed symbols correspond to singlet values, the open symbols correspond to triplet values.

4 Results

Van Gisbergen *et al.* first calculated transitions from the accurate Be KS potential [22] using the ALDA kernel and reported tables with transitions. If the same data is cast into a quantum defect and plotted as function of energy, systematic errors are revealed and more insight in the results is obtained. We also did calculations on higher $s \rightarrow d$ transitions that have not been studied previously.

The continuous lines in all graphs we show correspond to the fitted quantum defect values. The coefficients used to obtain the continuous quantum defect, using Eq. 2, are reported in Ref. [12] for the s - and p -cases. We show the s -quantum defect of Be in Figure 1. The dashed line with open triangles shows the scattering from the ground state KS potential, which lies neatly between the experimental singlet (closed squares) and triplet (open squares) values. We

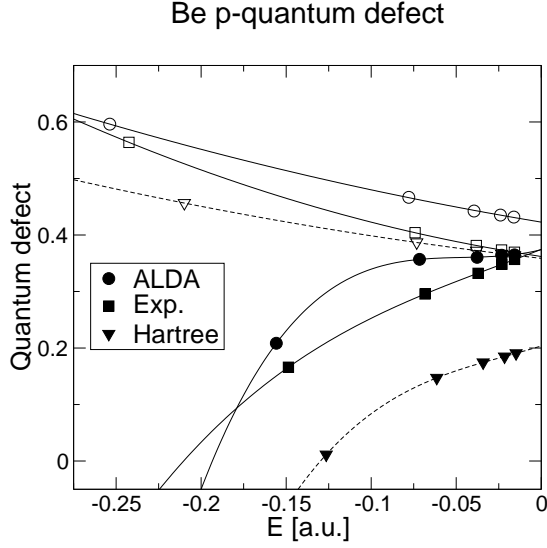


Fig. 2. Hartree and ALDA singlet and triplet p -quantum defects of Be, compared with experimental values [23]. The closed symbols correspond to singlet values, the open symbols correspond to triplet values.

note how large the quantum defects are. We see from Eq. 1 that a quantum defect of 1 means (for single-particle scattering) that the deviation from $-1/r$ is so big that the energy of a particular transition to a state with quantum number n corresponds exactly to the energy of that transition in a hydrogen atom to a final state with quantum number $n' = n - 1$. Inclusion of only Hartree effects shifts this line down to the closed triangles for the singlet, but leave the triplets unchanged. Finally, the ALDA xc-kernel shifts both of these Hartree results upward to the circles. The ALDA accounts for more than 80% of the error of the Hartree approximation.

We next show the the p -quantum defect in Figure 2. In this case we are seeing a lot more structure than in case of the s -quantum defect. We see that the ALDA slightly overestimates the curvature of the quantum defect correction in this case. This produces the largest errors for the most negative energies (i.e. the lowest transitions). When E goes to zero all quantum defect values get

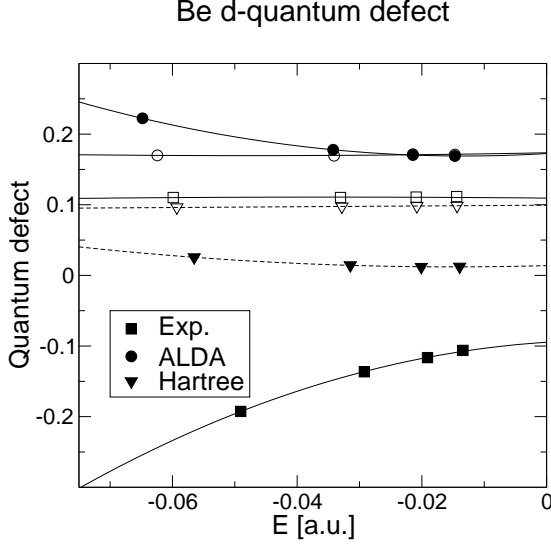


Fig. 3. Hartree and ALDA singlet and triplet d -quantum defects of Be, compared with experimental values [23]. The closed symbols correspond to singlet values, the open symbols correspond to triplet values.

close together except for the singlet Hartree values which underestimate the experimental results. The triplet Hartree results are a good approximation to the experiment. Here ALDA clearly overestimates the correction to $\mu(0)$. This is not a large problem for lower transitions, but causes the $E \rightarrow 0$ results to be worse than bare Hartree. In fact, the KS values lie in-between the experimental singlet and triplet values until $n = 6$. It can be seen from the graph that they do seem to get below the experimental singlet and triplet results for $n > 6$. Indeed, for $n = 7$, both the singlet and triplet experimental quantum defects (0.3616 and 0.3676 respectively) lie above the KS value of 0.3550. So here we have an example where the quantum defect of the bare KS orbital energy differences does not lie between the experimental singlet and triplet values.

We show the d -quantum defect of Be in Figure 3 and that of He in Figure 4. For Be we first note that the KS curve lies, as before, between the singlet and triplet. But in this case it is much closer, and parallel to, the triplet curve. In

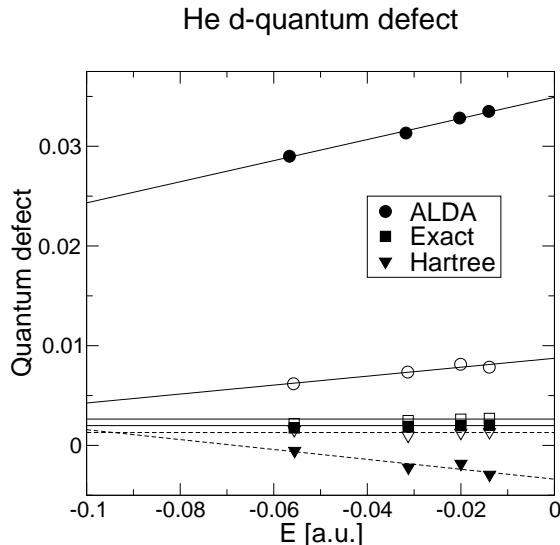


Fig. 4. Hartree and ALDA singlet and triplet d -quantum defects of He, compared with accurate wave function results [24] (labeled “Exact”). The closed symbols correspond to singlet values, the open symbols correspond to triplet values.

this case the Hartree approximation does rather well, by shifting the singlet curve about halfway towards the experiment, while not moving the triplet. But the ALDA curves are a disaster. For the singlet, the ALDA correction is in the wrong direction! For the triplet the correction is in the right direction, but it is too large by a factor of about four. We find similar results in case of He (Figure 4). First of all, the KS curve lies below the singlet and triplet curves for all n values studied. Again it is close to the triplet curve, the singlet Hartree curve underestimates the reference curve. The ALDA correctly shifts both singlet and triplet curves upward, but the shift is too large for the singlet, again leading to a dramatic overestimation.

We show the coefficients of the d -quantum defect corresponding to the fit of Eq. 2 in Table 1. The columns labeled KS and Hartree are both referring to the Hartree approximation, we label the triplet data by KS to emphasize that these values correspond to the bare KS orbital energy differences. Apart from

Table 1

We give the coefficients of the expansion of the singlet and triplet d -quantum defect of He and Be. The ionization energy of He is 0.9037 a.u., and that for Be is 0.3426 in all cases.

		Reference ¹		$f_{xc} = 0$		ALDA	
Atom		Singlet	Triplet	Singlet	Triplet	Singlet	Triplet
He	μ_0	0.0020	0.0026	-0.0034	0.0013	0.0349	0.0087
	μ_1			-0.0496		0.1059	0.0449
	Max. AE	0.0002	0.0005	0.0006	0.0003	0.0002	0.0003
Be	μ_0	-0.0947	0.1094	0.0138	0.0994	0.1725	0.1736
	μ_1	0.5636	-0.0810	0.2353	0.0554	0.5291	0.1699
	μ_2	-29.2439	-1.1540	7.8553		20.0356	1.7686
	Max. AE	0.001	0.001	0.0003	0.0002	0.0000	0.0008

¹ Accurate wave function results for He from Ref. [24] and experimental data for Be from Ref. [23].

the coefficients we also give the “Max. AE” in this tables, by which we mean the maximum absolute error between the fitted values and the true quantum defect values. In all cases we stopped adding coefficients to the fit expansion until this error was smaller than 0.001, or when adding more coefficients no longer reduced the error. We see that three coefficients are enough in all cases to completely describe the quantum defect. The ALDA estimate for the $E = 0$ quantum defect (μ_0) is close to the exact data for $l = 0, 1$, but not for $l = 2$ and we also see that the $E = 0$ quantum defect is not always between the exact singlet and triplet values.

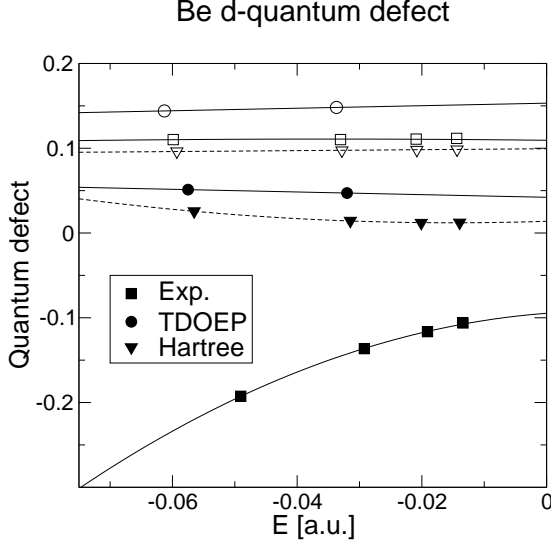


Fig. 5. Hartree and TDOEP singlet and triplet d -quantum defects of Be, compared with experimental values [23]. The closed symbols correspond to singlet values, the open symbols correspond to triplet values.

Thus in case of the d -quantum defect, including the ALDA kernel within TDDFT worsens the results instead of improving it. In the mid 1980s a similar failure of the LDA was observed in the case of transfer energies [25,26]. It was found that sp transfer energies in first row atoms and sd transfer energies in $3d$ atoms are underestimated by the local spin-density approximation (LSD). The source of the error was linked to the fact that the LSD is unable to properly take into account the nodal structure of the orbitals. The failure of the ALDA that we observe here may be related to the LSD problem, but the methodology here is very different. In TDDFT, we extract transitions by using linear response, while in order to obtain transfer energies, one subtracts total energy differences.

To test the effect of including orbital dependence in the kernel we extracted quantum defect values from the exchange-only OEP calculations of Petersilka *et al.* [27]. They did not do full time-dependent OEP, instead they use the

approximate PGG kernel [28]. We show results in Figure 5. The errors are similar to those of ALDA, but considerably quantitatively smaller. A full OEP calculation might do better still.

This work was supported by NSF Grant No. CHE-0355405.

References

- [1] E. Runge, E. K. Gross, Phys. Rev. Lett. 52 (12) (1984) 997.
- [2] F. Furche, D. Rappoport, in: M. Olivucci (Ed.), Computational Photochemistry, to be published, Elsevier, Amsterdam, 2005.
- [3] K. Burke, J. Werschnik, E. K. U. Gross, J. Chem. Phys. 123 (2005) 062206.
- [4] R. van Leeuwen, E. J. Baerends, Phys. Rev. A 49 (1994) 2421.
- [5] M. Casida, K. Casida, D. Salahub, Int. J. Quant. Chem. 70 (1998) 933.
- [6] A. Lembarki, F. Rogemond, H. Chermette, Phys. Rev. A 52 (1995) 3704.
- [7] Q. Wu, P. W. Ayers, W. Yang, J. Chem. Phys. 119 (6) (2003) 2978.
- [8] A. Wasserman, K. Burke, Phys. Rev. Lett. 95 (2005) 163006.
- [9] N. Maitra, F. Zhang, R. Cave, K. Burke, J. Chem. Phys. 120 (2004) 5932.
- [10] F. Zhang, K. Burke, Phys. Rev. A 69 (2004) 052510.
- [11] O. Gritsenko, E. J. Baerends, J. Chem. Phys. 120 (2004) 8634.
- [12] M. van Faassen, K. Burke, J. Chem. Phys. 124 (2006) 094102.
- [13] H. Friedrich, Theoretical Atomic Physics, 2nd Edition, Springer-Verlag, 1998.
- [14] A. I. Al-Sharif, R. Resta, C. J. Umrigar, Phys. Rev. A 57 (1998) 2466.

- [15] A. I. Al-Sharif, A. Qteish, A. Resta, Phys. Rev. A 60 (1999) 3541.
- [16] M. E. Casida, in: D. P. Chong (Ed.), Recent Advances in Density-Funtional Methods, World Scientific, Singapore, 1995, p. 155.
- [17] C. J. Umrigar, X. Gonze, Phys. Rev. A 50 (1994) 3827–3837.
- [18] C. J. Umrigar, X. Gonze, in: D. A. Browne *et al.* (Ed.), High Performance Computing and its Application to the Physical Sciences, Vol. 94, World Scientific, Singapore, 1993.
- [19] prof. dr. E. Engel: engel@th.physik.uni-frankfurt.de.
- [20] E. Engel, R. M. Dreizler, J. Comput. Chem. 20 (1999) 31.
- [21] J. D. Talman, W. G. Shadwick, Phys. Rev. A 14 (1976) 36.
- [22] S. J. A. van Gisbergen, F. Kootstra, P. R. T. Schipper, O. V. Gritsenko, J. G. Snijders, E. J. Baerends, Phys. Rev. A 57 (1998) 2666–2570.
- [23] A. Kramida, W. C. Martin, J. Phys. Chem. Ref. Data 26 (1997) 1185–1194.
- [24] G. W. F. Drake, in: G. W. F. Drake (Ed.), Atomic, Molecular, and Optical Physics Handbook, AIP Press, Woodbury, NY, 1996, p. 154.
- [25] O. Gunnarsson, R. O. Jones, Phys. Rev. Lett. 55 (1985) 107–110.
- [26] O. Gunnarsson, R. O. Jones, Phys. Rev. B. 31 (12) (1985) 7588.
- [27] M. Petersilka, E. K. U. Gross, K. Burke, Int. J. Quant. Chem. 80 (2000) 534–554.
- [28] M. Petersilka, U. J. Gossmann, E. K. U. Gross, Phys. Rev. Lett. 76 (8) (1996) 1212–1215.