

# On the $q$ parameter spectrum of generalized information-entropy measures with no cut-off prescriptions

Marco Masi

via Tiepolo 36, 35100, Padova, Italy.

March 23, 2022

## Abstract

After studying some properties of the generalized exponential and logarithmic function, in particular investigating the domain where the first maintains itself real and positive, and outlining how the known dualities  $q \leftrightarrow \frac{1}{q}$  and  $q \leftrightarrow 2 - q$  play an important role, we shall examine the set of  $q$ -deforming parameters that allow generalized canonical maximum entropy probability distributions (MEPDs) to maintain itself positive and real without cut-off prescriptions. We determine the set of  $q$ -deforming parameters for which a generalized statistics with discrete but unbound energy states is possible.

**Keywords:** Generalized information entropy measures, Tsallis, Renyi, Sharma-Mittal, Maximum entropy principle, duality, cut-off prescriptions

**PACS:** 05.70.-a, 89.70.+c, 05.70.Ln, 12.40.Nn

---

Corresponding author: [marco.masi@tin.it](mailto:marco.masi@tin.it), fax: +39 02 6596997

# 1 Introduction

MEPDs which emerge from generalized measures, like Tsallis (1) and Renyi (2) entropies, subjected to Jaynes' maximum entropy principle, i.e. constrained by a  $q$ -generalized (or escort) energy mean value and the normalization condition, are expressed in terms of  $q$ -deformed generalized exponential functions of the energy microstates (also called " $q$ -maxent distributions"). If these MEPDs are supposed to have a physical and statistical meaning, then they must be real and positive. The  $q$ -exponential function however is not always a real and positive quantity. Usually, to avoid negative or complex values of the microstate probabilities for some energy values, one introduces cut-off prescriptions. One example of this is the "Tsallis cut-off prescription" (3) which simply sets  $p_i = 0$  whenever this is the case. This is not necessarily an ad-hoc requirement. For instance in self-gravitating systems, as in the case of stellar polytropic distributions, cut-offs arise naturally and correspond to a gravitational escape velocity (4). Another scenario leading naturally to Tsallis' cut-off is the case of a system  $S$  with energy levels  $\epsilon_i$  coupled to a finite heat-bath  $B$  with quasi-continuous energy level distributions. A.R.P. Lastino and A.P. Lastino showed (5) that if the heat-bath's number of states with energy less or equal than, say  $E$ , increases as a power law of  $E$ , then Tsallis' cut-off implies the obvious fact that the probability to find the system with energy  $\epsilon_i \leq E_0$ , with  $E_0$  the total energy of the "total" system  $S+B$ , is zero.

However, there are other systems where one has no reason to set a priori a cut-off on the energy levels (e.g. on asymptotic behaviors like in a Maxwellian velocity distribution or a black body radiation curve or other quantum distributions). For these kind of situations Teweldeberhan, P. Lastino and Miller (6) suggested to redefine the  $q$ -generalized exponential function itself such that "it leads, via the maximum entropy principle, to quantum distribution functions that have been very successful in the study of a concrete and important physical phenomena: high  $T_C$  superconductivity", and working with this special case the thermodynamical consistency of their cut-off prescription is shown. Proposing alternative definitions of the  $q$ -exponential function as has done in this case is one possible way and is inescapable if one wants to maintain a continuously varying  $q$ -parameter. However, we might also wonder which are the discrete values of the  $q$ -parameter for which the generalized exponential remains nevertheless always real and positive such that no cut-off and no redefinition of the  $q$ -exponential function is needed.

Here we will investigate for this purpose the deformed logarithm-exponential representation of probability distributions (PD) and entropy measures subjected to Jaynes' MEP focussing our attention on the dual description of generalized statistics. We will first study some properties of the generalized exponential and logarithmic function and, investigating the domain where the former maintains itself real and positive, outline what role the known dualities  $q \leftrightarrow \frac{1}{q}$  and  $q \leftrightarrow 2-q$  play. This will then be applied to microcanonical PDs and  $q$ -deformed generalized entropy measures. We will show how these  $q$ -generalized entropy measures and MEPDs with no cut-off prescriptions (i.e. no energy constraints) are positive and real (as any meaningful physical measure should be) only for discrete values of the  $q$ -parameter and will determine these explicitly.

## 2 The spectrum of the $q$ -deforming parameter for real generalized exponentials

Throughout the literature the application of the  $q$ -deformed generalized exponential and logarithm function has become commonplace. As it is well known the usual Euler exponential  $e^x$  can be defined as the solution of the differential equation  $y'(x) = y(x)$ . The  $q$ -deformed exponential can be regarded as a generalization in the sense that it can be obtained from the solution of

$$y'(x) = y(x)^q \quad (2.1)$$

and initial condition  $y(0) = 1$ , with  $q$  a real parameter, as

$$e_q^x = e_q[x] = [1 + (1-q)x]^{\frac{1}{1-q}}; \quad (2.2)$$

which becomes the exponential function for  $q = 1$ . The inverse of the  $q$ -exponential is the generalized  $q$ -logarithm function

$$\log_q x = \frac{x^{1-q} - 1}{1-q};$$

which, for  $q = 1$ , becomes the common Napier logarithm.

Useful for our purposes will be the fact that

$$e_q[x + y] = e_q[x]e_q[y]; \quad 8x, y \in \mathbb{R} \quad (2.3)$$

with

$$= \frac{1}{1 + (1 - q)y} :$$

There are many indications (7) which suggest that statistical theories based on functionals of power law PDs (or probability density functions) obeying (2.1) describe correctly several complex systems.

Now, the generalized exponential (2.2) is a quantity of type  $e_q[x] = a(x; q)^{b(q)}$  with

$$a(x; q) = 1 + (1 - q)x \quad ; \quad b(q) = \frac{1}{1 - q} ;$$

and which can take real or complex, positive or negative values according to what we choose for  $a(x; q)$  and  $b(q)$ . Obviously, if  $a(x; q)$  is a real and positive quantity for some  $x$ , then  $a(x; q)^{b(q)}$  is always real for every  $b(q) \in \mathbb{R}$ , i.e. for every  $q$  such that  $e_q[x] = [1 + (1 - q)x]^{\frac{1}{1-q}}$  remains real and positive. But once an interval  $I_x = [x_1; x_2]$  for  $x_1, x_2 \in \mathbb{R}$  is chosen, also a continuous interval  $I_q^{\text{cont}} = [q_1; q_2]$  is fixed so that  $a(x; q) = 1 + (1 - q)x \geq 0$  always. While for every  $q$  outside  $I_q^{\text{cont}}$  it is  $a(x; q) < 0, 8x \in I_x$ . In this case  $e_q[x]$  might become complex. To know where this precisely does not occur we can write

$$e_q[x] = a(x; q)^{b(q)} = (-1)^{b(q)} \tilde{a}(x; q)^{b(q)} = e^{i\pi b(q)} \tilde{a}(x; q)^{b(q)} ;$$

which is real if and only if  $b(q) = k$  for every  $k \in \mathbb{Z}$  (and is positive for  $k$  even and negative for  $k$  odd).

Then, defining

$$e_{q(k)}[x] = 1 + \frac{x}{k} \quad k \in \mathbb{Z} \neq 0$$

as the "discrete spectrum generalized exponential", to distinguish it from the "continuous spectrum generalized exponential"  $e_q[x]$ , one establishes that the generalized exponential is real on all  $I_x$  if  $b(q) = \frac{1}{1-q} = k \in \mathbb{Z}$ , i.e. when  $e_q[x] = e_{q(k)}[x]$  with

$$f_{q(k)} = \frac{k-1}{k}; k \in \mathbb{Z} \neq 0 = 0; \frac{1}{2}; \frac{2}{3}; \frac{3}{4}; \dots; 1 \setminus 1; \dots; \frac{4}{3}; \frac{3}{2}; 2 :$$

The figures in the appendix trace the behavior of the discrete spectrum generalized exponential for some examples of the above set of  $q$ -parameters.

The  $q$ -exponential is always positive for  $k$  even (Fig.1 with  $k \in \mathbb{Z}^+ \neq 0$ , and Fig.2 with  $k \in \mathbb{Z}^- \neq 0$ ), i.e. given  $k \in \mathbb{Z} \neq 0$  for all

$$f_{q(1)} = \frac{21-1}{21} = \frac{1}{2}; \frac{3}{4}; \frac{5}{6}; \dots; 1 \setminus 1; \dots; \frac{7}{6}; \frac{5}{4}; \frac{3}{2} :$$

It can become negative if  $k$  is odd (Fig.3 with  $k \in \mathbb{Z}^+ \neq 0$ , and Fig.4 with  $k \in \mathbb{Z}^- \neq 0$ ), i.e. given  $k \in \mathbb{Z}$  for all

$$f_{q(1)} = \frac{21}{21+1} = \frac{21}{21-1} = f_{0g} \setminus \frac{2}{3}; \frac{4}{5}; \frac{6}{7}; \dots; 1 \setminus 1; \dots; \frac{6}{5}; \frac{4}{3}; 2 ;$$

where  $q = 1$  is a point of accumulation of the discrete spectrum.<sup>1</sup>

Therefore, in general, outside the continuous parameter space for  $q$ , in order to maintain a generalized exponential to be a real quantity on all the domain  $I_x$ , only discrete values of  $0 < q < 2$  are allowed.

<sup>1</sup>From the graphs it becomes also clear how to approximate  $e_q[x] = e^x$  for  $q \rightarrow 1$ , must be done cautiously since  $e_q[x]$  can diverge in some regions from Euler's exponential for every value which is not exactly  $q = 1$ . On the other side, if PD are expressed with  $q$ -exponentials, the infinities for  $q > 1$  and  $x > 0$  (in Fig. 2 and Fig.4) might at first look worrisome. However, as we will see later, the partition function of ME PDs renormalizes these divergences (see eq. 3.2). The discontinuities of the  $q$ -exponential should cause no concern for stationary normalized PDs.

$$:q^{\frac{1}{q}} \quad (2.4)$$

$$:q\frac{1}{q} \quad (2.4)$$

$$:q^2 \quad q \quad (2.5)$$

$$:q^{\frac{1}{2}} q^{\frac{1}{2}} \quad (2.5)$$

Then it is quite natural to search for the bijections between Fig.1\$ Fig.3 and Fig.2\$ Fig.4 (i.e. between the sign-changing and the always positive generalized exponentials). These are given by the  $q! : \frac{1}{2} - \frac{1}{q}$  correspondence (Fig.3 ! Fig.1 and Fig.4 ! Fig.2), and  $q! : 2 - \frac{1}{q}$  (Fig.1 ! Fig.3 and Fig.2 ! Fig.4).

Putting all this together we can finally say that two possibilities exist.

[illegible]

$$\begin{array}{lcl}
\begin{array}{c} 8 \\ \text{XXXXX} \\ \text{X} \end{array} & \begin{array}{l} 1 + \frac{1}{x} \quad 8x > 0 \\ 1 + \frac{1}{x} \quad 8x < 0 \end{array} & \\
\begin{array}{c} q \\ \text{XXXXX} \\ \text{X} \end{array} & \begin{array}{l} < +1 \quad \text{if } x = 0^+ \\ > 1 \quad \text{if } x = 0 \end{array} & \text{and} \quad \begin{array}{c} x \\ \text{XXXXX} \\ \text{X} \end{array} \begin{array}{l} < +1 \quad \text{if } q = 1^+ \\ > 1 \quad \text{if } q = 1 \end{array}
\end{array}$$

$$q(k) = \frac{k-1}{k} \quad 2 \leq k \leq I_q^{\text{cont}}; \quad (k \geq Z = f_0 g);$$
$$I_x = [1 \quad 1 : 0] = \mathbb{R} \rightarrow e_{\tau} \otimes \mathbb{R}^2 \mathbb{R}^2,$$

$$q \in I_q^{\text{cont}} = ]1; +\infty[ \quad \text{or} \quad q(k) \in I_q^{\text{dis}} = \frac{k}{k}; k \in \mathbb{Z}^+ \setminus \{0\} \cap ]0; 1[ \quad (2.6)$$

$$I_x = [0; +1] \subseteq \mathbb{R}^+ \quad e_q[x] \in \mathbb{R},$$

$$q \in \Gamma_q^{\text{cont}} = ]-1; 1[ \quad \text{or} \quad q(k) \in \Gamma_q^{\text{dis}} = \frac{k}{k} ; k \in \mathbb{Z} = \{0\} \cup ]1; 2[ \quad (2.7)$$

$$I_x = ] -1 ; +1 [ \cap \mathbb{R} ) \quad e_q[x] \in \mathbb{R}^+,$$

$$q \in I_q^{\text{cont}} = ]0; 2[ \quad \text{or} \quad q(k) \in I_q^{\text{dis}} = \left\{ \frac{k}{k} ; k \in \mathbb{N} \setminus \{0\} \right\} \quad (2.8)$$

When the  $k$ -values over the discrete spectrum are even, then we are restricting on  $e_q[x] \in \mathbb{R}^+$ .

In general, expanding the domain  $I_x \subset \mathbb{R}$  for which we require  $e_q[x]$  to be real means expanding the discrete spectrum while reducing the continuous one, and viceversa. Moreover, for every  $q \in I_q^{\text{dis}}$  then  $\frac{1}{q} \in I_q^{\text{cont}}$ , but in general not always the viceversa is true. In any case this holds always for some  $q$ 's between a  $1/q \in I_q^{\text{cont}}$  statistics and a  $\frac{1}{2} - q \in I_q^{\text{dis}}$  statistics.

From case (2.8) we see that if we want a generalized exponential to be real on all the real domain only discrete values for  $q$  are allowed because the continuous spectrum reduces to a single element, i.e.  $q = 1$ . With this, one incidentally discovers that the known sequence which leads to the good old Euler function

$$\lim_{k \rightarrow 1} e_{q(k)}[x] = \lim_{k \rightarrow 1} \left( 1 + \frac{x}{k} \right)^k = e^x;$$

has its origin and interpretation as the limit of the sequence of discrete spectrum generalized exponentials, i.e. the limiting case (converging to the accumulation point in  $q = 1$ ) of the generalized exponentials which are real on all  $\mathbb{R}$ .

So far we were concerned with things from a purely analytic point of view. We can now direct our attention to generalized exponentials in the frame of entropies and microcanonical probabilities.

### 3 The discrete $q$ -deforming spectrum for real and positive M EPDs and entropies

In statistical physics entropy can be defined as the logarithm of the phase space volume ( $\Omega$ -space) of the entire system

$$S = \log \Omega;$$

In order to show that what we are trying to do has a validity which goes beyond Tsallis' entropy, we keep very general to any form of entropy measures which lead to  $q$ -exponential M EPDs. These are all those measures where one extends from Napier's logarithm to a second parameter  $r$ -generalized logarithm function as follows<sup>2</sup>

$$S_{SM} = \log_r(\Omega; q) = \log_r e_q^{S_T} = \frac{1}{1-r} \sum_i \left( p_i^q \right)^{\frac{1-r}{1-q}}; \quad (3.1)$$

where

$$(P; q) = \sum_i p_i^q = e_q^{S_T};$$

and

$$S_T = \frac{\sum_i p_i^q}{1-q};$$

is Tsallis' entropy (1). For  $r = q$  one obtains Tsallis entropy, if  $r = 1$  we have

$$S_R = \log(P; q) = \frac{1}{1-q} \log \sum_i p_i^q;$$

<sup>2</sup>This is of course a somewhat heuristic development for an entropy generalization, but it is sufficient for our purposes. For a more rigorous explanation of all that see also (11) and (12).

which is Renyi's entropy (2), while in general 3.1 can be recognized as the less known entropy of B D Sharma and D P Mittal (13). It can be shown that 3.1 is the most general pseudo-additive measure which includes Tsallis' and Renyi entropies based on escort averages statistics admitting of a partition function ((14), (11)). This " $\log_r \exp_q$ "-form representation will later make it easier to recognize the  $q$ -spectrum of  $(P;q)$ .

Now, one can check (1) with the method of the Lagrangian multipliers that, applying Jaynes' maximum entropy principle, the generalized MEPDs are (lets label with  $p_i$  the stationary PDs of family  $\Phi$ )<sup>3</sup>

$$p_i = \frac{e_q [ -\eta (E_i - U) ]}{Z(\Phi)} ; \quad (3.2)$$

with

$$Z(\Phi) = \sum_j e_q [ -\eta (E_j - U) ]$$

a generalized partition function, where  $E_j$  is the  $j$ -th energy microstate,  $U$  the mean energy of the system and  $\eta$  the generalized Lagrangian parameter (the inverse temperature in BG-statistics). The r-parameter gets absorbed in  $\eta$ .

It might be useful to recall that expressions like that in 3.2 are invariant under the choice of the mean energy  $U$ . Because of 2.3, one can rewrite it as

$$p_i = \frac{e_q [ -\eta E_i ]}{\bar{Z}(\Phi)} \quad (3.3)$$

with

$$\bar{Z}(\Phi) = \sum_j e_q [ -\eta E_j ] = \frac{Z(\Phi)}{e_q [ \eta U ]} ;$$

and

$$\eta = -\frac{1}{\eta + (1-q)\eta U} :$$

As we have seen (and tried to depict in the figures in the appendix), the transformations of the deforming parameter (2.4) and (2.5) establish a relationship between the discrete generalized exponentials which are (positively or negatively) real. MEPDs 3.2 are in form of generalized exponentials and must therefore have for every parameter  $q$  their real domain. (3.3) is especially useful to evaluate for which values of  $q$  the microstate probabilities,  $p_i$ , with no energy cut-off, are always real and positive. If we consider  $\eta$  being positive, then we are dealing with the case (2.6)<sup>4</sup> and must conclude that if we want the generalized optimized PDs to have statistical and physical significance, i.e. to be real and positive on all  $R^+$  (k even), then we are forced to restrict our choice to a continuous parameter spectrum  $I_q^{\text{cont}} = [q]_{1g}$  or on a discrete parameter spectrum

$$I_q^{\text{dis}} = \left\{ \frac{2l-1}{2l} ; l \in \mathbb{N} \right\} = \left\{ \frac{1}{2} ; \frac{3}{4} ; \frac{5}{6} ; \dots ; 1 \right\} :$$

On the other side consider the  $q$ -generalized  $\eta$ -space of the entropy in its " $\log_r \exp_q$ "-form,  $S_q = e_q^{S_T}$ . Also the phase space volume and Tsallis' entropy are supposed to be a statistical meaningful physical quantity only if they are real and positive. If no cut-off is imposed on the entropy and since  $S_T \in R^+$ , then case (2.7) determines the  $q$  spectrum as  $I_q^{\text{cont}} = [q]_{1g}$  and

$$I_q^{\text{dis}} = \left\{ \frac{2l-1}{2l} ; l \in \mathbb{N} \right\} = \left\{ 1 ; \dots ; \frac{7}{6} ; \frac{5}{4} ; \frac{3}{2} \right\} :$$

<sup>3</sup>We did obtain the MEPDs not only for Tsallis' entropy, as indicated in the reference, but for a more general set of entropies. The analytic procedure of maximization is of course equivalent.

<sup>4</sup>The case for  $\eta < 0$  is 2.7 and is more delicate since it implies negative temperatures if one considers the lagrangian parameter proportional to an inverse temperature. We will not consider the physical implications of this here, but analytically one proceeds in the same way.

Putting this together, we can say that any physically meaningful generalized  $q$ -exponential statistics based on Jaynes' maximum entropy principle (i.e. with entropies and the associated MEPD's as real and positive scalars) with no cut-off prescriptions must be restricted to case (2.8) and the  $q$ -deforming spectrum can have only discrete values

$$I_q^{\text{dis}} = \frac{21}{21} ; 12 ; 21 ; 0g = \frac{1}{2} ; \frac{3}{4} ; \frac{5}{6} ; \dots ; 1 ; \dots ; \frac{7}{6} ; \frac{5}{4} ; \frac{3}{2} ; \quad (3.4)$$

with  $q = 1$  a point of accumulation.

This was a strictly formal treatment and in the frame of a thermostatistical reasoning this does of course not show that nature chooses just the values for  $q$  of (3.4). But if so, also the energy states of systems described by this statistics must be discrete. Since, in some physical systems, there are no physical reasons to introduce a priori energy cut-offs, one can conjecture that these parameters might be preferred over others. This might give also a hint for further experimental work that tries to highlight if nature indeed prefers to be described by generalized exponentials or not. Because the necessity to introduce cut-offs can also suggest that the generalized exponential function is not the correct, or only an approximate form to describe an extended statistics. Empirical evidence is to our knowledge so far still affected by too much uncertainty. However, the best experimental and statistical measurement we are aware of might be the work of Silva, Alcaniz and Lima (15) with plasma oscillation data who claim to have obtained a value of  $q = 0.77 \pm 0.03$  at 95% confidence level. This would be in line with our value  $q(k=4) = q(l=2) = \frac{3}{4}$ : Of course only further experimental evidence can confirm or dismiss this hypothesis.

## 4 Conclusion

We studied the  $q$ -parameter (continuous and discrete) spectrum on which a generalized exponential is real and positive and concluded that assuming that Jaynes' maximum entropy principle holds also in a generalized  $q$ -statistics, if we want to have physically meaningful real and positive MEPD's and entropy scalars on an energy range without cut-off prescriptions, then only discrete parameters  $q \in [\frac{1}{2}, \frac{3}{2}]$  are allowed. This does not mean that a  $q$ -statistics with different values than those given in 3.4 isn't possible, but then the introduction of limited energy ranges or the redefinition of a new  $q$ -generalized exponential is inescapable.

## Appendix

Graphs and relationships between the discrete generalized exponentials

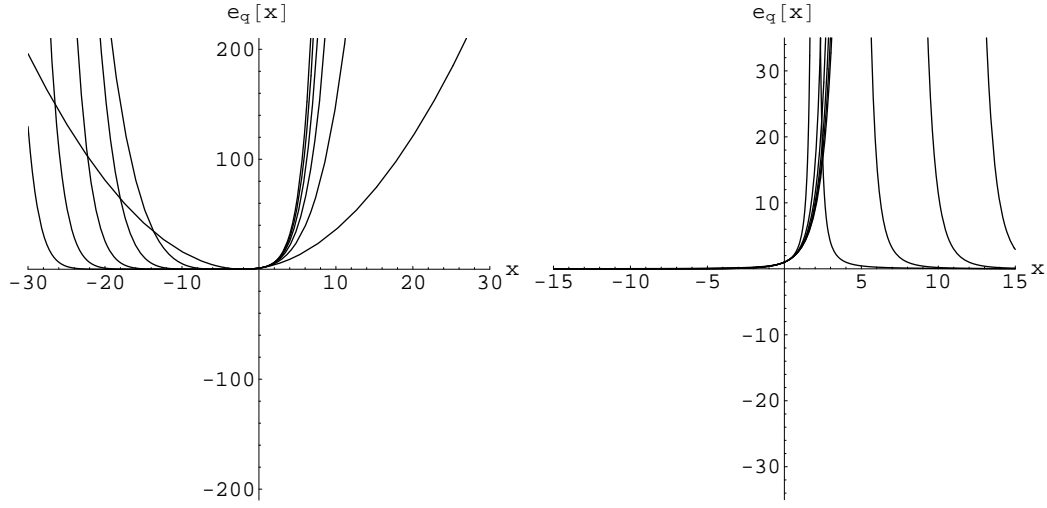


Fig.1  $q = \frac{1}{2}; \frac{3}{4}; \frac{5}{6}; \frac{7}{8}; \frac{9}{10}; \frac{11}{12}g$

Fig.2  $q = \frac{13}{12}; \frac{11}{10}; \frac{9}{8}; \frac{7}{6}; \frac{5}{4}; \frac{3}{2}g$

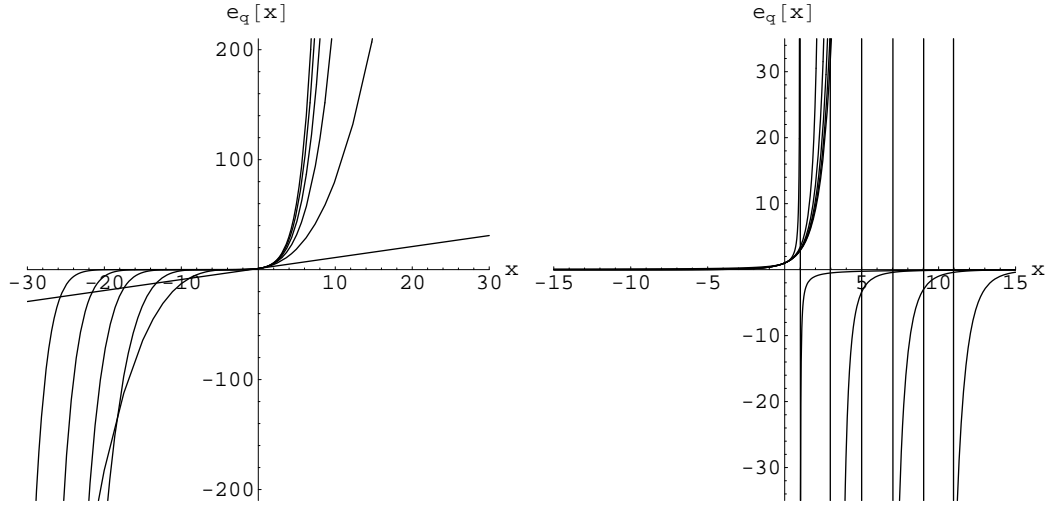
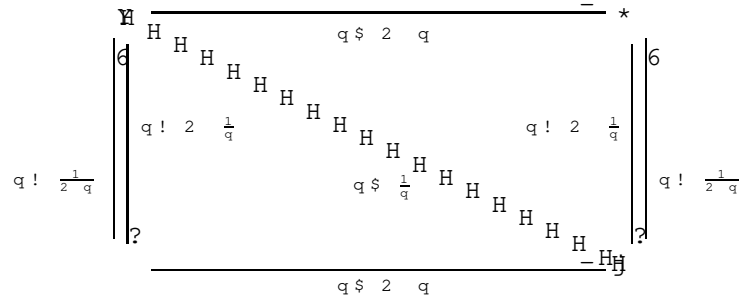


Fig.3  $q = \frac{2}{3}; \frac{4}{5}; \frac{6}{7}; \frac{8}{9}; \frac{10}{11}; \frac{12}{13}g$

Fig.4  $q = \frac{12}{11}; \frac{10}{9}; \frac{8}{7}; \frac{6}{5}; \frac{4}{3}; 2g$

Note: the  $q < 1$  and  $q > 1$  cases are displayed with different scales in order to convey a qualitative understanding.



## References

- [1] C. Tsallis, Possible Generalization of Boltzmann-Gibbs Statistics, *J. Stat. Phys.* 52 (1988), 479.
- [2] A. Renyi, Probability theory, North Holland, Amsterdam (1970); Selected Papers of Alfred Renyi, Vol.2, Akademia Kiado, Budapest (1976).
- [3] E.M.F. Curado, C. Tsallis, Generalized statistical mechanics: connection with thermodynamics, *J. Phys. A, Math. Gen.*, 24 L69-L72 (1991).
- [4] A.R. Plastino, Sq entropy and selfgravitating systems, *Europhysicsnews*, Special Issue & Directory – Nonextensive statistical mechanics: new trends, new perspectives – Vol. 36 Nr. 6 (2005).
- [5] A.R. Plastino and A. Plastino, From Gibbs' Microcanonical Ensemble to Tsallis' Generalized Canonical distribution, *Phys. Lett. A* 193, 140 (1994).
- [6] A.M. Teweldeberhan, A.R. Plastino, H.G. Miller, On the Cut-Off Prescriptions Associated with Power-Law Generalized Thermodynamics, *Phys. Lett. A*, v. 343, 1-3, p.71-78.
- [7] For a general bibliography about non-extensive thermodynamics and updates see: <http://www.cbpf.br/GrupPesq/StatisticalPhys/TEMUCO.pdf>
- [8] C. Tsallis, R.S.Mendes, A.R. Plastino, The role of constraints within generalized non-extensive statistics, *Physica A* 261 (1998) 534-554.
- [9] J. Naudts, Dual description of non-extensive ensembles, *cond-mat/9904070* (1999).
- [10] S. Abe, Y. Okamoto, Non-extensive statistical mechanics and its applications, Springer, Berlin (2001).
- [11] T.D. Frank and A.R. Plastino, Generalized thermodynamics based on the Sharma-Mittal entropy and escort mean values, *Eur. Phys. J. B* 30, 543-549 (2002).
- [12] M. Masi, A step beyond Tsallis and Renyi entropies, *Phys. Lett. A*, Vol. 338, 217-224 (2005).
- [13] B.D. Sharma and D.P. Mittal, *J. Math. Sci.* 10, 28 (1975). See also New Non-additive Measures of Relative Information, *J. Comb. Inform. and Syst. Sci.*, 2, 122-133 (1977).
- [14] T.D. Frank, A. Dertshofer, Exact time-dependant solutions of the Renyi Fokker-Planck equation and the Fokker-Planck equations related to the entropies proposed by Sharma and Mittal, *Physica A* 285, 351 (2000).
- [15] R. Silva, J.S. Alcaniz, J.A.S. Lima, Constraining non-extensive statistics with plasma oscillation data, *Physica A* 356 (2005) 509-516.