

# Strong Coupling Theory of the Spinless Charges on the Triangular Lattices: Possibility of a New Quantum Liquid

Chisa Hotta and Nobuo Furukawa

Aoyama-Gakuin University, 5-10-1, Fuchinobe, Sagamihara, Kanagawa 229-8558

(dated: December 19, 2021)

We propose a new type of charge liquid state in the spinless fermion system on a triangular lattice under strong inter-site Coulomb interactions,  $V$ . In the strong coupling limit ( $t = 0$ ), the ground state is classical and disordered due to geometrical frustration. The introduction of small  $t$  will drive the system to a partially ordered phase which we call a "pinball liquid". A possibly long range ordered Wigner crystal solid coexist with a liquid component which are moving around them like a pinball. This liquid is dominant over wide range of filling, even away from the regular triangle, and is also realized in the hard core boson systems. Relevance to the organic  $\text{-ET}_2\text{X}$  is discussed.

PACS numbers: 75.40, 75.50, 72.80.Sg, 72.80.Le

Geometrical frustration induces exotic states in the strongly correlated systems due to the severe competition among ordered states. They are explored experimentally in many materials from transition metals like  $\text{NiGa}_2\text{S}_4$  [1],  $\text{Na}_x\text{CoO}_2$  [2] and  $\text{YFe}_2\text{O}_4$  [3] to organic solids,  $\text{-ET}_2\text{Cu}_2(\text{CN})_3$  [4]. Theoretical studies on frustrated spin systems are conventionally intended on a search for "spin liquids" [5] which generally lacks any long range order. However, although the magnetic order is destroyed by frustration another non-magnetic type of order often appears instead. Typical example is a dimer formation [6] and recently, a new gapless state called nematic order is found in the vicinity of ferromagnetic phase [7, 8].

Charge degrees of freedom under frustration has also been an important topic from the past [9], and one of the latest topics is a melting of charge order (CO) into the metallic state on the triangular lattice [10] in analogy with the "spin liquid". Although this seems to support an "orderless charge liquid" picture, the possibility of another type of ordering still remains unclear. In this Letter, we propose a new type of partially ordered charge liquid in such triangular lattice system. This liquid is novel in that a charge degrees of freedom shows a coexistence of "statically ordered" and "liquid" components, where a gapless spatial long range order is possibly realized. The results are to be compared with an inhomogeneous metallic state found in  $\text{-ET}_2\text{CSn}(\text{SCN})_4$  [11].

One of the typical cases that CO resides is the quarter-filled electronic systems under strong electronic interactions [12]. It is conventionally described by the extended Hubbard model (EHM) including the on-site and inter-site Coulomb interactions,  $U$  and  $V$ , respectively [13] besides the transfer integrals,  $t$ . Since the spin degrees of freedom plays only a secondary role when  $t < V - U$ , i.e.  $J_{\text{eff}} = U - t$ , treating the spinless fermions at half-filling,  $\nu = 0.5$ , is enough to understand the CO phenomena realized in the temperature range of  $J < T < T_{\text{CO}}$ , where  $T_{\text{CO}}$  denotes the onset temperature of CO. We introduce a Hamiltonian of such

$t$ -V model as,

$$H_{t,V} = \sum_{\langle ij \rangle} t_{ij} c_i^\dagger c_j + \sum_j \epsilon_j c_j^\dagger c_j + \sum_{\langle ij \rangle} V_{ij} n_i n_j : \quad (1)$$

Here,  $c_j$  denotes the annihilation operator of fermions and  $n_j (= c_j^\dagger c_j)$  is its number operator. The index  $ij$  are the nearest neighbor (nn) pair sites. We deal with the triangular lattice with anisotropy in one of three directions. The geometry is reflected in  $t_{ij}$  and  $V_{ij}$  as shown in Fig. 1, where the dashed values are the anisotropic ones.

We first take the classical limit,  $t = \epsilon = 0$ , for simplicity, which exactly corresponds to the Ising  $S = 1/2$  spin system. According to Wannier, the ground state of the regular triangle,  $V = V^0$ , is macroscopically degenerate and disordered, which are classified into two groups [14]. One group has the staggered alignment of charges (0101...) in one direction which stack to form regular as well as random stripes shown in Fig. 1. Here, 0 and 1 denote the absence and the presence of charges, respectively. The other states are basically made up of three sublattices as shown in Fig. 2(a). Two out of three sublattices (A and B) have the fixed population (1 and 0) while each third sublattice site (C) can be arbitrary. Thus the system is piled up by the hexagon unit in Fig. 2(b), whose binding energy is always  $3V$ . Besides the regular three sublattices, there are numbers of contingent freedom shown in Fig. 2(c). Since the energy of the three sublattice states including these contingents does not depend on the filling within  $1/3 \leq \nu \leq 2/3$ , the system is gapless at  $\nu = 0.5$  [15]. This is in sharp contrast to the striped states with the excitation gap of  $2V$ .

When the anisotropy is introduced, the macroscopic degeneracy is lifted. At  $V > V^0$ , the vertical stripe type in Fig. 1(a) becomes a unique ground state. As for  $V < V^0$ , the charges align in a staggered manner along the anisotropic direction, e.g. as in Fig. 1(c). Since the each chain can choose either (0101) or (1010)-type of alignment, there remains a semi-macroscopic  $2^N$ -fold degeneracy, and the disorder survives in the  $x$ -direction.

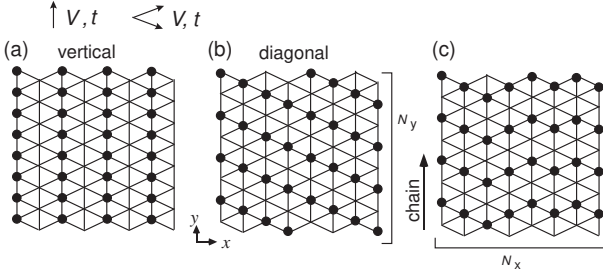


FIG. 1: Schematic description of the typical CO on an anisotropic triangular lattice. The staggered alignment of charges in one particular direction (CO chain) with either (0101) or (1010)-type of configuration is present. Representative regular stacking of CO chains are (a) vertical and (b) diagonal striped states. One example of the random alignment is given in (c).

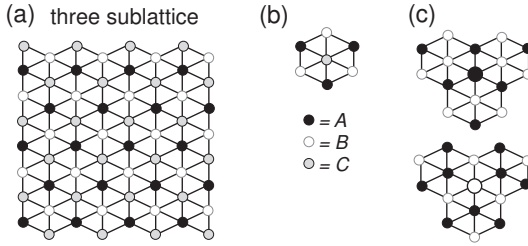


FIG. 2: (a) Three sublattice structure; two sublattices (A and B) have the 0 and 1 configurations, respectively, while the third one (C) could individually choose either 0 or 1. (b) Hexagonal unit of the three sublattice structure. The center site (C) is free, surrounded by the staggered edges. (c) Representative contingents. When the three nearest C-sites happen to have the same configuration, the center site (A or B in big circle) can switch its number without the energy loss.

The classical binding energy,  $E_C$ , of the anisotropic triangle under the fixed value of  $V + V^0 - V_{\text{sum}}$  is given in Fig. 3(a). The energy line follows  $E_C / VN = 2$  and  $VN = 2$  at  $V < V^0$  and  $V > V^0$ , respectively, and equals exactly with the three sublattice ones at  $V = V^0$ .

In the highly frustrated disordered region an introduction of small  $t_{ij}$  is expected to lift the degeneracy. Let us start from the regular triangle at  $V = V^0$ ,  $t = t^0$ . The first term of eq.(4) is considered as perturbations. In the striped states, the first order correction is absent and the energy changes to  $(V - t^0)VN = 2$ . Since this effect is small, the stripes are quite robust.

In contrast, the three sublattice states are modified at the first order level. For demonstration, we first deal with the simplest  $\alpha = 1/3$  case. The charges align equally spaced like a Wigner crystal, e.g. in the A-sublattice. Next we add a single charge, and then there are  $2N/3$  basis with the extra charge on one of the B or C-sites. The charges can hop by  $t$  to its neighboring B or C-sites as in Fig. 4(a) without the loss of binding energy. Result-

tantly, the charge can move around avoiding the A-site just like a pinball, so we call this "a pinball liquid". The same situation holds at  $\alpha = 2/3$  where we regard the "pins" as a hole-rich site after the particle-hole transformation. In the dilute limit, the extra charges thus form a honeycomb band. Such simple understanding is, however, non-trivial when the charge density becomes close to half-filling,  $\alpha = 0.5$ , where about one-half of the B- and C-sites are filled with charges. The "balls" can at least move from one site to another following the rule shown in Fig. 4(c). Still, there are several issues to be examined. First problem is that a significant number of states including the contingents in Fig. 2(c) will prevail, which might mix by  $t$  with regular three sublattice states and destroy the "pins". Another thing is that the free pinball picture no longer holds since there are interactions between balls themselves. Also, the validity of the above discussion is not clear when the anisotropy is introduced.

To clarify these points we proceed the numerical calculations on eq.(1) at half-filling. We execute the exact diagonalization at  $T = 0$  on  $N = 4 \times 6 = 24$  cluster. Then both the stripe type of two-fold states and the three sublattice states are compatible. Figure 5 shows the structural factor of the charge-charge correlation function at  $V = V^0 = 10$  and  $t = t^0 = 1$  under the periodic boundary condition. It is defined as,  $G_k = \frac{1}{N} \sum_{lm} \langle n_{l+1} - 1/2 \rangle \langle n_{l+m} - 1/2 \rangle e^{i(l+m)k}$ . The three sublattice type of peak structures at  $k = (\pi/3; 2\pi/3)$ ;  $(0; 4\pi/3)$  are observed, which grow with increasing  $V$ . To see the details, we calculate the three-body correlation function,  $P_3(j) = \ln_2 \langle (n_l - 1/2) n_{l+j} \rangle$ , which reveals the population of the  $j$ -th site when the 1-st and the 2-nd site is present and absent, respectively. The ones along the  $y$ -direction for several choices of  $V = V^0$  are shown in Fig. 6(a). A clear three fold structure of A-B-C type with different density, namely  $P_3(A) + P_3(C) = 2P_3(B)$ , is present, suggesting the existence of particle-hole symmetry. Here,  $P_3(A)$  denotes the correlation when  $j$ -th site belongs to the A-sublattice. Thus, although the amplitude of the "pins" are squeezed to  $0.8$  due to the quantum effect, a characteristic "pinball"-type of three body correlation is present. It originates from the geometrical frustration and essentially differs from the two-body ones in the CO states. The correlation decays with distance so that we cannot determine whether it lasts in the bulk limit or not within our scheme. Nevertheless, the amplitude of "pins" are growing with  $V$  to form a firm structure at least over considerable distances.

The pinballs sustain even when the anisotropy of  $V \neq V^0$  or  $t \neq t^0$  is introduced. Actually, in the case of  $\alpha = 1/3$  and  $2/3$  with a single "ball", the only modification is the binding energy per "ball" from the previous  $3V$  to  $2V - V^0$ . If only the first order correction of energy by  $t$ ,  $E_1$ , is finite the three sublattice state should overcome the others as in Fig. 3(a) and form a new phase at  $V$

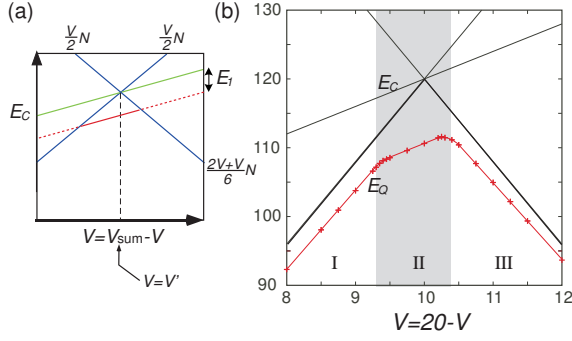


FIG. 3: (a) Classical binding energy,  $E_c$ , at the fixed value of  $V + V^0 = V_{\text{sum}}$  as a function of  $V$ . The vertical and disordered striped states are realized at  $V < V^0$  and  $V > V^0$ , respectively, while at  $V = V^0$ , the three sublattice states with  $E_c = (2V + V^0)N = 6$  becomes degenerate with these stripes. Energy correction,  $E_1$ , up to first order perturbation of lowers the energy of the three sublattice state. (b) Ground state energy  $E_0$  of eq.(1) at  $N = 24$  with  $V_{\text{sum}} = 20$  and  $t = t^0 = 1$ . The diagram is classified into three regions; (I) vertical stripe, (II) pinball liquid, and (III) disordered stripe, where  $E_0$  behaves almost linear to respective  $E_c$ 's.

$V^0$ . Figure 3 (b) shows the ground state energy of eq.(1) together with  $E_c$  at fixed  $V + V^0 = 20$ . The diagram is separated into three regions; the energy line behaves parallel to different classical states, (I) vertical stripe, (II) three sublattice, and (III) disordered stripe. The pinball liquid realized in (II) extends at  $V \neq V^0$  over a width of order  $t$ . Actually, the first order energy gain  $E_c - E_0$  at  $V = V^0$  is several times larger than the second order gain in the (I) and (III) regions. In this way, the pinball liquid is quite dominant at around  $V = V^0$ .

It is natural to expect that the gapless situation found in the classical three-sublattice states still holds when  $t$  is introduced. Since the direct gap estimation under the finite system size is difficult and unreliable, we instead focus on the coherence length of each characteristic state. We twist the boundary condition as  $e^{i\theta}$ , where  $\theta = 0$  and  $\theta = \pi$  correspond to the periodic and anti-periodic boundary conditions, respectively. The ground state energy,  $E(\theta)$ , should have considerable  $\theta$ -dependence only when the coherence lasts longer than the system length. Figure 7 (a) shows the variation of  $E(\theta) - E(0)$  as a function of  $\theta$  when twisting the boundary in the  $y$ -direction with  $V + V^0$  fixed. In the regions (I) and (III),  $E(\theta)$  remains almost constant, reflecting the insulating character. In contrast, the ones in (II) show large  $\theta$ -dependence, indicating that pinball wave function has a delocalized character at least over dozens of sites. Figure 7 (b) shows the amplitude of the energy variation,  $E(\theta) - E(0)$ , when twisting in the  $x$  and  $y$ -directions. One actually finds a significant difference that separates (II) from other two states.

In summary, we proposed the existence of a pinball liquid state on a triangular lattice in the spinless fermion

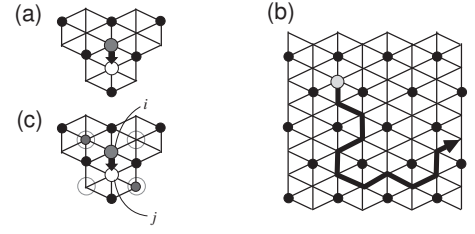


FIG. 4: (a) Representative basis of the three sublattice states near  $t = 1/3$  that mixes in the first order of  $t$  at  $t = 1/3$  with one extra particle. (b) Schematic illustration of a pinball model. (c) Representative basis away from  $t = 1/3$ , that is allowed to mix by  $t$ . The "ball" can move from  $i$ -th site to  $j$ -th site when the extra two neighboring sites of  $i$ -th site with big circles together have the same number of balls with those of the  $j$ -th site.

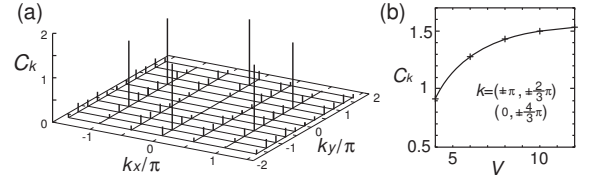


FIG. 5: (a) Charge structural factor,  $C_k$ , at  $V = V^0 = 10, t = t^0 = 1$ . (b)  $V (= V^0)$ -dependence of the peak at  $\mathbf{k} = (0; 4/3\pi); (0; 2/3\pi)$ .

system with nn Coulomb interactions over a wide range of filling,  $1/3 < \nu < 2/3$ . It is an ordered liquid formed out of disorder by the lifting of macroscopic degeneracy and has a novel three-body correlation. Thus, although the state is metallic it is driven by the local correlation of electrons at  $V = t$  and is not related to the details of the Fermi surface, namely the geometrical structure of  $t$ . It is also insensitive to the anisotropy of  $V \neq V^0$  and survives quite away from the regular triangle. Further, it is expected to sustain when the degrees of freedom other than charges such as spins and orbitals are introduced.

This novel liquid is quite universal. For example in the hard core boson systems (XXZ spin systems),  $P_3$  (j) also shows a clear three-fold pinball character as given in Fig. 6 (b). Therefore we conclude that it is not much influenced by the statistics and is also applicable to the large- $U$  region of EHM at quarter-filling.

Recently there had been other theoretical studies on the anisotropic triangular lattice that argues the existence of the three-fold states [18, 19]. Unfortunately, their treatment based on the mean-field wave functions rather take account of the instability of the Fermi liquid towards the two-body correlations, and could not capture the essential features of the pinball liquid, namely the frustration induced three-body correlations. The present theory gives the explicit and clear-cut answers to the novel nature of this system alluded to preliminarily in such previous studies [10, 18, 19].

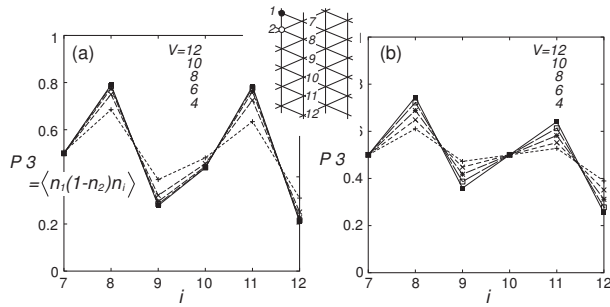


FIG. 6: Three-body charge correlation function,  $P_3(j)$ , along the second chain ( $i = 7-12$ ) at  $t = t^0 = 1$  for several choices of  $V = V^0$ . Here,  $i$  denotes the location of the site indicated in the inset. Those of the (a) the spinless fermion and (b) the hard core boson systems are shown.

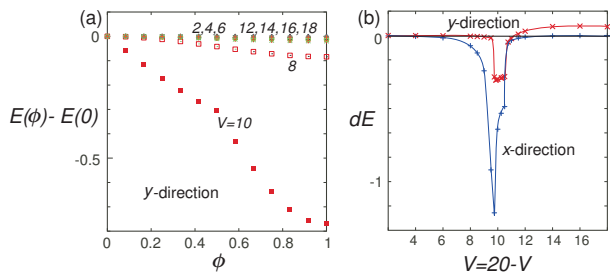


FIG. 7: (a) Variation of the ground state energy,  $E(\phi) - E(0)$ , as a function of  $\phi = 0$ , under the twisted boundary condition in the  $y$ -direction for several choices of  $V$  with  $V + V^0 = 10$ . (b) The amplitude of variation  $E(\phi) - E(0)$  as a function of  $V$  along  $V + V^0 = 10$ , when the boundary is twisted in the  $x$ - and  $y$ -directions. Regions (I)-(III) correspond to those of Fig. 3

Related experimental studies are explored on the CO materials,  $\text{-ET}_2\text{X}$ . Recently, a coexistence of the short range diuse spot of two-fold and three-fold periodicity is observed in the metallic states of materials containing the Rb [16] and Cs [17] ions, which have  $V = V^0 = 0.85-0.9$  [20]. From our strong coupling viewpoint, both two-fold striped and pinball liquid states are compatible (though not coexisting) without having special assumptions such as long range interactions or the particular shape of the Fermi surface. If the systems were in the critical region of these two competing characteristic states, some additional effects such as impurity, temperature (entropy effect), or electron-phonon interaction might induce a coexistence or domain structure that cope with these anomalous experimental findings [1].

In conclusion, we found a new type of liquid state in the charge ordered system under geometrical frustration, which is possibly relevant at temperature range of  $J < T < V$ . In the strong coupling limit, the frustration among electronic interactions,  $V$ , drives the system to disorder. The introduction of small but finite  $t(V)$

transforms the system to a strongly correlated quantum liquid with three sublattice correlation, A-B-C, whose electronic density is,  $n_A + n_B = 2n_C$ . About half of the charges become a Wigner-crystal-solid while the rest remains a liquid. It is notable that an originally unique charge degrees of freedom spontaneously separates into the solid and liquid-like part and coexist in the same system. Such correlation induced order out of disorder distinctively differs from the usual charge ordering or charge-density-waves formed from the instability of the Fermi liquid. This state remains valid regardless of electronic filling, the shape of the Fermi surface, anisotropy of  $V$ , and also the statistics of the particles, and endows a new detailed insight on the topic of frustration.

We thank K. Kubo, S. Miyahara, I. Terasaki, R. Kondo and M. Watanabe for discussions.

- 
- [1] S. Nakatsuji, Y. Nambu, H. Tonomura, O. Sakai, S. Jonas, C. Broholm, H. Tsunetsugu, Y. Qiu, and Y. Maeno, *Science* 309 (2005) 1697.
  - [2] M. L. Foo, Y. Wang, S. Watauchi, H. W. Zandbergen, T. He, R. J. Cava, and N. P. Ong, *Phys. Rev. Lett.* 92 (2004) 247001.
  - [3] S. Funahashi, J. Akimitsu, K. Siratori, N. Kimizuka, M. Tanaka, H. Fujishita, *J. Phys. Soc. Jpn.* 53 (1984) 2688.
  - [4] Y. Shimizu, K. Miyagawa, K. Kanoda, M. Maesato and G. Saito, *Phys. Rev. Lett.* 91 (2003) 107001.
  - [5] P. W. Anderson, *Mater. Res. Bull.* 8 (1973) 153; P. Fazekas and P. W. Anderson, *Philos. Mag.* 30 (1974) 423.
  - [6] S. Miyahara, K. Ueda, *Phys. Rev. Lett.* 82 (1991) 3701.
  - [7] A. Laeuchli, J. C. Domenge, C. Lhuillier, P. Sindzingre, M. Troyer, *Phys. Rev. Lett.* 95 (2005) 137206.
  - [8] N. Shannon, T. Momoi, P. Sindzingre, *Phys. Rev. Lett.* 96 (2006) 027213.
  - [9] E. J. W. Verwey, *Nature* 144 327 (1939).
  - [10] J. Merino, H. Seo, M. Ogata, *Phys. Rev. B* 71 (2005) 125111.
  - [11] F. Sawano, I. Terasaki, H. Mori, T. Mori, M. Watanabe, N. Ikeda, Y. Nogami, Y. Noda, *Nature* 437 (2005) 522.
  - [12] H. Seo, C. Hotta, H. Fukuyama, *Chem. Rev.* 104 (2004) 8558, and the references therein.
  - [13] H. Seo and H. Fukuyama, *J. Phys. Soc. Jpn.* 66 (1997) 1249.
  - [14] G. H. Wannier, *Phys. Rev.* 79 (1950) 357.
  - [15] To be exact, the grand canonical Hamiltonian,  $H = H_e + H_{ph}$ , with  $\mu = 3V$  and the electron number,  $N_e$ , denotes the gapless picture of the three sublattice states at  $1/3$  filling,  $N_e = N/3$  in the classical limit.
  - [16] M. Watanabe, Y. Nogami, K. Oshima, H. Mori, S. Tanaka, *J. Phys. Soc. Jpn.* 68 (1999) 2654.
  - [17] M. Watanabe, Y. Noda, Y. Nogami, H. Mori, *J. Phys. Soc. Jpn.* 73 (2004) 116; M. Watanabe, Y. Noda, Y. Nogami, H. Mori, *J. Phys. Soc. Jpn.* 74 (2005) 2011.
  - [18] H. Watanabe and M. Ogata, *condmat/0602536/*.
  - [19] Kaneko and M. Ogata, *condmat/0602536/*.
  - [20] T. Mori, *Bull. Chem. Soc. Jpn.* 73 (2000) 2243.