

# Geometric frustration in the class of exactly solvable Ising-Heisenberg diamond chains

Lucia Canova, Jozef Streckaz and Michal Jascur

Department of Theoretical Physics and Astrophysics, Faculty of Science,  
P. J. Šafárik University, Park Angelinum 9, 040 01 Košice, Slovak Republic

E-mail: lucia.canova@post.sk

**Abstract.** Ground-state and finite-temperature properties of the mixed spin- $\frac{1}{2}$  and spin- $S$  Ising-Heisenberg diamond chains are examined within an exact analytical approach based on the generalized decoration-iteration map. A particular emphasis is laid on the investigation of the effect of geometric frustration, which is generated by the competition between Heisenberg- and Ising-type exchange interactions. It is found that an interplay between the geometric frustration and quantum effects gives rise to several quantum ground states with entangled spin states in addition to some semi-classically ordered ones. Among the most interesting results to emerge from our study one could mention a rigorous evidence for quantized plateaux in magnetization curves, an appearance of the round minimum in the thermal dependence of susceptibility times temperature data, double-peak zero-field specific heat curves, or an enhanced magnetocaloric effect when the frustration comes into play. The triple-peak specific heat curve is also detected when applying small external field to the system driven by the frustration into the disordered state.

PACS numbers: 05.30.-d, 05.50.+q, 75.10.Hk, 75.10.Jm, 75.10.Pq, 75.40.Cx

Submitted to: J. Phys.: Condens. Matter

## 1. Introduction

Over the last three decades, the low-dimensional quantum spin models with competing (frustrated) interactions have attracted considerable research interest especially due to their extraordinary diverse ground-state behaviour. Geometrically frustrated spin systems constitute a special sub-class of the frustrated models that can be distinguished by incapability of spins, inherent in their lattice positions, to simultaneously minimize the ground-state energy of each individual spin-spin interaction [1]. As a rule, the quantum spin systems affected by a rather strong geometric frustration often exhibit an exotic non-magnetic ground state (which does not have its classical analogue) in addition to a rich variety of the semi-classically ordered ones [2]. It is worthy to notice, moreover,

z Corresponding author: jpkos@pobox.sk

that a subtle interplay between the geometric frustration and quantum fluctuations gives rise to a number of intriguing phenomena including the macroscopic degeneracy of ground state [3], order by disorder effect [4], chirality [5], quantum phase transitions [6]–[8], quantized plateaux in the magnetization curves [8]–[10], double-peak specific heat curves [11]–[13], enhanced magnetocaloric effect [14]–[16], etc.

Despite a significant amount of effort, there are only few frustrated spin- $\frac{1}{2}$  quantum Heisenberg models, such as Majumdar-Ghosh model on double chain [17]–[20], sawtooth ( ) chain [21]–[24], or Shastry-Sutherland model [25], for which precise analytic solution is available at leastwise for the ground state. Nevertheless, it should be pointed out that frustrated quantum systems are in general rather difficult to deal with, since extensive numerical methods must be used in order to obtain a reliable estimate of their magnetic properties. From this point of view, the one-dimensional (1D) frustrated spin systems are the simplest systems with respect to accurate treatment. Of these systems, the spin- $\frac{1}{2}$  quantum Heisenberg model with diamond chain topology is currently actively engaged in the investigation of geometric frustration. Interestingly, this simple quantum system turned out to have rather complex ground state; apart from the usual ferrimagnetic phase there are in fact several quantum dimerized and plaquette states involved in the zero-field ground-state phase diagram [26]–[28]. Further studies devoted to the spin- $\frac{1}{2}$  quantum Heisenberg model on the diamond chain have provided fairly accurate results for the ground-state phase diagram in a presence of the external field [29]–[31], the spin gap [32], the magnetization and susceptibility [33]. Another remarkable finding relates to the observation of an inversion phenomenon, which can be induced in the frustrated diamond chain through the exchange anisotropy [34, 35]. Note that the ground state and thermodynamics of the mixed-spin diamond chains containing also higher-spin sites have already been particularly examined as well [36]–[40].

It is worthwhile to remark that 1D frustrated spin systems have initially been introduced purely as toy models suitable for investigating the effect of spin frustration. However, a recent progress achieved in the design and controlled synthesis of molecular-based magnetic materials afforded another stimulus for testing 1D frustrated spin systems by overcoming the lack of desirable model compounds. As a matter of fact, the rapidly expanding field of molecular engineering have led to fabrication of several coordination polymers, which can be regarded as genuine examples of the frustrated spin models [41]. With the help of structural data known long ago [42], Kikuchi and co-workers [43]–[51] have recognized  $\text{Cu}_3(\text{CO}_3)_2(\text{OH})_2$  (azurite) as an appropriate candidate for the diamond chain compound. Experimental data measured for the high-field magnetization, susceptibility, specific heat, NMR [43]–[46] and ESR data [47]–[51] have indeed confirmed Kikuchi's conjecture and it is now quite well established that the azurite represents the actual material for the frustrated diamond chain. It should be also mentioned that sufficiently strong frustration found in the azurite clearly manifests itself in its quantum features; the high-field magnetization shows quantum plateau at one third of the saturation magnetization, the susceptibility turned out to have two round peaks at relatively low temperatures and ESR data have proven the gap-less

excitation spectrum. Theoretical interest focused on the diamond chain structure also enhances its another experimental realizations provided by the polymeric compounds such as  $\text{Cu}_2\text{O SO}_4$  [52] and  $\text{M}_3(\text{OH})_2$  ( $\text{M} = \text{Ni, Co, Mn}$ ) [53]–[56].

With this background, we shall investigate in the present article a simplified version of the frustrated Ising-Heisenberg diamond chain, which can exactly be solved by applying an accurate map based on the generalized decoration-iteration transformation [57, 58]. It is noteworthy that this relatively simple and straightforward analytical approach has recently been adapted to study an appearance of quantized plateaux in the magnetization process of the trimerized [59, 60] and tetramerized [61, 62] Ising-Heisenberg linear chains. As we shall show hereafter, the same strategy can also be used to explore the frustrated Ising-Heisenberg diamond chain, which represents another particular realization of models tractable within the generalized algebraic maps. The main goal of present work is to exploit a grand advance of the method used for obtaining exact results for all possible ground states as well as all basic thermodynamic quantities.

The rest of this paper is organized as follows. The model Hamiltonian and major features of the mapping method are presented in Section 2. Section 3 is divided into two sub-sections. In the former one, we provide rigorous results for the spin- $\frac{1}{2}$  Ising-Heisenberg diamond chain, while the latter one comprises magnetic data of the mixed spin- $\frac{1}{2}$  and spin-1 Ising-Heisenberg diamond chain. Altogether, exact results for ground-state phase diagrams, magnetization, entropy, susceptibility and specific heat are derived and particularly discussed for both investigated diamond chains. A cooling rate of adiabatic demagnetization is also explored in connection with the enhanced magnetocaloric effect. Finally, some concluding remarks are drawn in Section 4.

## 2. Model and its exact solution

Let us begin by considering two kinds of spins regularly distributed on the 1D lattice composed of the diamond-shaped units as diagrammatically depicted in Fig. 1. To ensure an exact tractability of this spin system, we shall further suppose that each diamond-shaped plaquette consists of two dumbbell Heisenberg spins ( $S$ ), which are placed in between two Ising spins ( $I$ ) residing corner-sharing positions on the diamond motifs. For further convenience, we shall write the total Hamiltonian as a sum over plaquette Hamiltonians, i.e.  $\hat{H} = \sum_{k=1}^N \hat{H}_k$ , where each plaquette Hamiltonian  $\hat{H}_k$  involves all interaction terms associated with one diamond-shaped unit (see Fig. 1)

$$\begin{aligned} \hat{H}_k = & J_H [ (\hat{S}_{3k-1}^x \hat{S}_{3k}^x + \hat{S}_{3k-1}^y \hat{S}_{3k}^y) + \hat{S}_{3k-1}^z \hat{S}_{3k}^z ] + J_I (\hat{S}_{3k-1}^z + \hat{S}_{3k}^z) (\hat{I}_{3k-2}^z + \hat{I}_{3k+1}^z) \\ & H_H (\hat{S}_{3k-1}^z + \hat{S}_{3k}^z) H_I (\hat{I}_{3k-2}^z + \hat{I}_{3k+1}^z) = 2: \end{aligned} \quad (1)$$

Above,  $\hat{I}_k^z$  and  $\hat{S}_k^\alpha$  ( $\alpha = x, y, z$ ) denote spatial components of the spin- $\frac{1}{2}$  and spin- $S$  operators, the parameter  $J_H$  stands for the anisotropic XXZ interaction between the nearest-neighbouring Heisenberg (dumbbell) spins and the parameter  $J_I$  accounts for the Ising-type coupling between the Heisenberg spins and their nearest Ising neighbours. The parameter  $H$  allows to control the Heisenberg exchange interaction  $J_H$  between

the easy-axis ( $\gamma < 1$ ) and easy-plane ( $\gamma > 1$ ) regime and finally, the last two terms incorporate coupling of the Ising and Heisenberg spins to an external longitudinal magnetic field  $H_I$  and  $H_H$ , respectively.

The crucial point of our calculation represents calculation of the partition function. By making use of the commutation rule between different plaquette Hamiltonians, i.e. by exploiting  $[\hat{H}_k, \hat{H}_{k+1}] = 0$  valid for each  $k \in \mathbb{Z}$ , the partition function of Ising-Heisenberg diamond chain can be partially factorized into the following product

$$Z = \sum_{\{s\}} \prod_{k=1}^N \text{Tr}_k \exp(-\beta \hat{H}_k); \quad (2)$$

where  $\beta = 1/(k_B T)$ ,  $k_B$  is being Boltzmann's constant,  $T$  the absolute temperature, the symbol  $\sum_{\{s\}}$  means a summation over all available configurations of Ising spins  $s_i$  and  $\text{Tr}_k$  stands for a trace over spin degrees of freedom of two dumbbell Heisenberg spins belonging to  $k$ th diamond unit. After performing this partial trace, the structure of relation (2) immediately implies a possibility of applying the generalized decoration-iteration mapping transformation [57, 58]

$$\begin{aligned} \text{Tr}_k \exp(-\beta \hat{H}_k) &= \exp[\beta H_I (\frac{z_{3k-2}}{2} + \frac{z_{3k+1}}{2})] G[\beta J_I (\frac{z_{3k-2}}{2} + \frac{z_{3k+1}}{2})] \\ &= A \exp[\beta R (\frac{z_{3k-2}}{2} + \frac{z_{3k+1}}{2}) + \beta H_0 (\frac{z_{3k-2}}{2} + \frac{z_{3k+1}}{2})]; \end{aligned} \quad (3)$$

which converts the Ising-Heisenberg diamond chain into the uniform spin- $\frac{1}{2}$  Ising linear chain with an effective nearest-neighbour coupling  $R$  and an effective external field  $H_0$ . The expression  $G(x)$  in the first line of Eq. (3) depends on the spin of Heisenberg atoms and its explicit form is given in Appendix for two particular spin cases  $S = \frac{1}{2}$  and 1. It is noteworthy that a general validity of the mapping relation (3) necessitates a self-consistency condition to be satisfied, what means, that it must hold independently of spin states of both Ising spins  $s_{3k-2}$  and  $s_{3k+1}$ . It can readily be proved that a substitution of four possible configurations of the Ising spins  $s_{3k-2}$  and  $s_{3k+1}$  into the formula (3) indeed gives just three independent equations, which unambiguously determine the unknown mapping parameters  $A$ ,  $R$  and  $H_0$

$$A = (G_1 G_2 G_3^2)^{1/4}; \quad R = \ln \frac{G_1 G_2}{G_3^2}; \quad H_0 = H_I + \ln \frac{G_1}{G_2}; \quad (4)$$

Here, we have defined the functions  $G_1 = G(\beta J_I)$ ,  $G_2 = G(-\beta J_I)$  and  $G_3 = G(0)$  in order to write the transformation parameters  $A$ ,  $R$  and  $H_0$  in more abbreviated and general form. Now, a direct substitution of the transformation (3) into the expression (2) yields the equality

$$Z(\beta; J_I; J_H; \beta H_I; H_H) = A^N Z_0(\beta; R; H_0); \quad (5)$$

which establishes an exact mapping relationship between the partition function  $Z$  of the Ising-Heisenberg diamond chain and, respectively, the partition function  $Z_0$  of the uniform spin- $\frac{1}{2}$  Ising linear chain defined by means of the nearest-neighbour coupling  $R$  and the effective field  $H_0$ . Notice that the exact solution for the partition function of the latter system is well-known (see for instance Ref. [63]) and hence, the relation (5) can

readily be utilized for calculation of some important quantities (magnetization, entropy, specific heat, susceptibility) by making use of the standard thermodynamical-statistical relations. It should be mentioned, however, that there also exists another alternative approach that is of particular importance if some relevant physical quantity cannot be obtained within this procedure. Actually, the problem connected with the calculation of correlation functions and/or quadrupolar moment can be simply avoided by employing the following exact spin identities

$$\langle \hat{S}_{1z}^z \cdots \hat{S}_{3k-2z}^z \cdots \hat{S}_{3N-2z}^z \rangle = \langle \hat{S}_{1z}^z \cdots \hat{S}_{3k-2z}^z \cdots \hat{S}_{3N-2z}^z \rangle_{i_0}; \quad (6)$$

$$\langle \hat{S}_{3k-2z}^z \hat{S}_{3k-1z}^z \hat{S}_{3kz}^z \hat{S}_{3k+1z}^z \rangle = \frac{\text{Tr}_k f_2(\hat{S}_{3k-2z}^z \hat{S}_{3k-1z}^z \hat{S}_{3kz}^z \hat{S}_{3k+1z}^z) \exp(-\hat{H}_k)}{\text{Tr}_k \exp(-\hat{H}_k)}; \quad (7)$$

In above, the function  $f_1$  depends exclusively on the Ising spin variables  $f_{\pm}g$ , while the function  $f_2$  may depend on any spin variable belonging to  $k$ th diamond plaquette. The superscripts  $z$  ( $x; y; z$ ) label spatial components of the appropriate spin operators and finally, the symbols  $\langle \cdots \rangle$  and  $\langle \cdots \rangle_{i_0}$  stand for the standard canonical average performed over the ensemble defined on the Ising-Heisenberg diamond chain and its corresponding Ising chain, respectively. By applying the exact spin identities (6) and (7), one easily attains rigorous results for the sub-lattice magnetization  $m_i^z$  and  $m_h^z$  reduced per one Ising and Heisenberg spin, respectively, the pair correlation functions  $C_{hh}^{xx}$ ,  $C_{hh}^{zz}$ ,  $C_{ih}^{zz}$ , as well as, the quadrupolar moment  $q_{hh}^{zz}$

$$m_i^z = \langle \hat{S}_{3k-2z}^z \rangle = \langle \hat{S}_{3k-2z}^z \rangle_{i_0} = m_0; \quad (8)$$

$$C_{ii}^z = \langle \hat{S}_{3k-2z}^z \hat{S}_{3k+1z}^z \rangle = \langle \hat{S}_{3k-2z}^z \hat{S}_{3k+1z}^z \rangle_{i_0} = \langle \hat{S}_{3k-2z}^z \hat{S}_{3k+1z}^z \rangle_{i_0}; \quad (9)$$

$$m_h^z = \langle \hat{S}_{3kz}^z \rangle = K_1/4 + m_0 L_1 + \langle \hat{S}_{3kz}^z \rangle_{i_0} M_1; \quad (10)$$

$$C_{hh}^{zz} = \langle \hat{S}_{3k-1z}^z \hat{S}_{3kz}^z \rangle = K_2/4 + m_0 L_2 + \langle \hat{S}_{3k-1z}^z \hat{S}_{3kz}^z \rangle_{i_0} M_2; \quad (11)$$

$$C_{hh}^{xx} = \langle \hat{S}_{3k-1x}^x \hat{S}_{3kx}^x \rangle = K_3/4 + m_0 L_3 + \langle \hat{S}_{3k-1x}^x \hat{S}_{3kx}^x \rangle_{i_0} M_3; \quad (12)$$

$$C_{ih}^{zz} = \langle \hat{S}_{3k-2z}^z \hat{S}_{3k-1z}^z \rangle = L_1/8 + m_0 (K_1 + M_1)/4 + \langle \hat{S}_{3k-2z}^z \hat{S}_{3k-1z}^z \rangle_{i_0} L_1/2; \quad (13)$$

$$q_{hh}^{zz} = \langle (\hat{S}_{3k-1z}^z)^2 \rangle = K_4/4 + m_0 L_4 + \langle (\hat{S}_{3k-1z}^z)^2 \rangle_{i_0} M_4; \quad (14)$$

As one can see, all aforelisted quantities can be expressed in terms of the single-site magnetization  $m_0$  and the nearest-neighbour correlation  $\langle \hat{S}_i \hat{S}_{i+1} \rangle$  of the spin- $\frac{1}{2}$  Ising linear chain given by  $R$  and  $H_0$ . Since exact analytical formulae for those quantities have been retrieved in the literature many times before [63], we shall restrict ourselves for brevity to listing the coefficients  $K_i$ ,  $L_i$  and  $M_i$  ( $i = 1\{3\}$ ) emerging in the set of Eqs. (8)–(14)

$$K_i = F_i(-J_I) + F_i(J_I) + 2F_i(0); \quad (15)$$

$$L_i = F_i(-J_I) - F_i(J_I); \quad (16)$$

$$M_i = F_i(-J_I) + F_i(J_I) - 2F_i(0); \quad (17)$$

An explicit representation of the functions  $F_i(x)$  is too cumbersome to write it down here and it is therefore left for Appendix.

Finally, we just simply quote the well-known thermodynamical-statistical relations, which have been utilized for calculating Gibbs free energy  $G$ , entropy  $S$ , specific heat  $C$

$$G = k_B T \ln Z = G_0 - N k_B T \ln A; \quad (18)$$

where  $G_0$  is referred to as the Gibbs free energy of corresponding spin- $\frac{1}{2}$  Ising chain [63].

Before proceeding to a discussion of the most interesting results it is worthy to mention that the results derived in the preceding section hold regardless whether ferromagnetic or antiferromagnetic interactions are assumed. As we are mainly interested in examination of the spin frustration effect, in what follows we restrict both exchange parameters  $J_H$  and  $J_I$  to positive values in order to match the situation in the frustrated antiferromagnetic diamond chain. Furthermore, it is convenient to reduce the number of free parameters by assuming equal g-factors for the Ising and Heisenberg spins, i.e. by imposing the same parameter representing the effect of external field  $H_I = H_H = H$ . To simplify further discussion, we shall also introduce a set of reduced parameters  $t = k_B T = J_I$ ,  $h = H = J_I$  and  $\gamma = J_H = J_I$  as describing dimensionless temperature, external field and the strength of frustration, respectively.

First, let us take a closer look at the ground state of the spin- $\frac{1}{2}$  Ising-Hubbard chain. For illustration, two ground-state phase diagrams are displayed in Fig. 2, the one in the  $(J, t)$  space for the system without external magnetic field (Fig. 2a) and the other one in the  $(J, h)$  space for the system placed in the non-zero external field under the assumption  $t = 1.0$  (Fig. 2b). Both the figures clearly demonstrate that a competition between the interaction parameters  $J$ ,  $t$  and  $h$  gives rise to three possible ground states. Apart from the usual ferrimagnetic phase (FRI) and the frustrated phase (FRU) found both in a presence as well as absence of the external field, the system ends up in the saturated paramagnetic phase (SPP) once the external field is being above its saturation value. Spin order within FRI, FRU and SPP can be distinguished from one another according to their attributes (physical quantities included in the set of Eqs. (8)–(14)), as well as, through their wave functions

$$\begin{aligned} \mathcal{F}RU_i &= \sum_{k=1}^N j_{i3k} - \frac{1}{2} \sum_{k=1}^N j_{+i} j_{+i} j_{3k-1;3k} \\ m_i^z &= 0; m_h^z = 0; c_{hh}^{zz} = 0.25; c_{hh}^{xx} = 0.25; c_{hh}^{zz} = 0; \end{aligned} \quad (21)$$

$$\begin{aligned} |SPP\rangle &= \prod_{k=1}^N |j\rangle_{3k-2} \prod_{k=1}^N |j\rangle_{3k-1}; \\ m_i^z &= 0.5; m_h^z = 0.5; c_{hh}^{zz} = 0.25; c_{hh}^{zz} = 0.25; c_{hh}^{xx} = 0; c_{hh}^{zz} = 0.25. \end{aligned} \quad (22)$$

The first product in the aforementioned eigenfunctions is carried out over all Ising spins, the second one runs over all pairs of the Heisenberg dumbbell spins and  $|j\rangle_i$  denotes standard ket vector assigned to  $z$ th projection of the Ising ( $S^z = \frac{1}{2}$ ) and Heisenberg ( $S^z = \frac{1}{2}$ ) spins. It is quite evident from the set of Eqs. (20) that FRI displays the classical ferrimagnetic spin arrangement usually observed in the pure Ising systems, actually, all the results clearly indicate antiparallel alignment between the nearest-neighbouring Ising and Heisenberg spins. It should be emphasized, however, that the classical ferrimagnetic order originating from the antiferromagnetic Ising interaction  $J_I$  can be destroyed through the competing Heisenberg interaction  $J_H$  ( ) that brings a frustration into play. As a matter of fact, the spin order dramatically changes when the frustration parameter exceeds the boundary value

$$b_{FRI-FRU} = \frac{2}{+1}: \quad (23)$$

In such case, all Heisenberg spin pairs create singlet dimers and on account of this singlet pairing, all Ising spins become completely free to flip. In other words, the Ising spins are thoroughly uncorrelated in FRU on account of the frustration arising from the singlet pairing between the Heisenberg spins as also suggested by (21). Owing to this fact, it might be concluded that the diamond spin chain splits into a set of independent monomers (Ising spins) and dimers (Heisenberg spin pairs) whenever the frustration parameter is stronger than its boundary value  $b$ . Thus, FRU is virtually being macroscopically degenerate monomer-dimer state with the residual entropy  $S_{res} = 3N \ln(2)^{1/3}$  proportional to the total number of frustrated Ising spins. For completeness, it should be also noticed that sufficiently strong external field stabilizes the standard SPP regardless whether FRI or FRU constitutes the zero-field ground state (see Fig. 2b). As could be expected, all Ising as well as Heisenberg spins tend to align into the external-field direction above the saturation field, which represents lower bound for an occurrence of SPP.

Next, we turn our attention to the magnetization process at zero as well as non-zero temperatures. For this purpose, two typical magnetization vs. field dependences are plotted in Fig. 3 for several dimensionless temperatures. It can be readily understood by comparing the displayed magnetization curves with the phase diagram shown in Fig. 2b that two different zero-temperature limits obviously reflect both possible types of field-induced transitions FRI-SPP (Fig. 3a) and FRU-SPP (Fig. 3b). Since the ground state is being formed in the former (latter) case by FRI (FRU), the zero-temperature magnetization curve depicted in Fig. 3a (Fig. 3b) starts from non-zero (zero) magnetization in the limit of vanishing external field. Contrary to this, both magnetization curves always start from zero magnetization (disordered state) at any finite temperature according to the one-dimensional character of the investigated spin system. It should be emphasized, moreover, that the magnetization jumps to be

observed in the magnetization curves strictly at  $t = 0$  are gradually smeared out when temperature is raised from zero. In addition, the higher the temperature, the smaller the width of magnetization plateaux (horizontal regions in the magnetization vs. field dependence), which entirely disappear from the magnetization curves above a certain temperature. Finally, it is quite interesting to mention that the identified magnetization plateaux at one third of the saturation magnetization satisfy the Oshikawa-Yamanaka-Aleck rule [66] proposed for the formation of quantized plateaux.

Now, let us step forward to a discussion concerned with the thermal dependence of the zero-field susceptibility times temperature ( $\chi T$ ) data as displayed in Fig. 4. If the frustration parameter is selected so that FRI constitutes the ground state (Fig. 4a), then,  $\chi T$  data exhibit a round minimum prior to exponential divergence appearing on temperature decrease. As it can be clearly seen from Fig. 4a, the stronger the frustration parameter, the deeper the notable minimum whose position is simultaneously shifted towards lower temperatures. It should be mentioned, moreover, that an appearance of the round minimum in the  $\chi T$  dependence is a typical feature of quantum ferrimagnets, since  $\chi T$  product monotonously decreases with temperature for ferromagnets, while it monotonously increases for antiferromagnets [67]. Accordingly, a location of the round minimum can be regarded as a point that determines ferromagnetic-to-antiferromagnetic crossover in view of thermal excitations. On the other hand, if the frustration parameter drives the system into the disordered FRU ground state (Fig. 4b), the  $\chi T$  product then exhibits a round minimum before it tends to the constant value  $1/2$  by approaching zero temperature. Notice that this zero-temperature value can be explained in compliance with the Curie law of the frustrated Ising spins, which effectively form isolated spins (monomers) in FRU.

Another quantity, which is important for overall understanding of thermodynamics, is being the specific heat. Temperature variations of the zero-field specific heat are depicted in Figs. 5a-b for  $\beta = 1/0$  and several values of the frustration parameter. According to these plots, there still emerges at least one round maximum, which can be thought of as the usual Schottky-type maximum irrespective whether FRI or FRU constitutes the ground state. If the frustration parameter is selected sufficiently close to FRI-FRU phase boundary given by  $\beta_b$ , however, there also appears an additional second maximum located in the low-temperature part of the specific heat. Apparently, the low-temperature peak becomes the more pronounced, the closer is selected to  $\beta_b$ . When the frustration parameter drives the system into the disordered FRU ground state, then, the striking second maximum gradually disappears upon further strengthening of  $\beta$ , since the low-temperature peak shifts towards higher temperatures until it entirely merges with the high-temperature Schottky-type maximum (see the curves labeled as  $\beta = 1/1; 1/25$  and  $1/5$ ). These observations would suggest that the double-peak structure in the specific heat curves originates from thermal excitations between the ground-state spin configuration and the ones close enough in energy to the ground state.

The situation becomes even more intriguing on applying the external magnetic field. As one can see from Fig. 5c, the rising external field generally causes a gradual increase



in the height of the low-temperature peak and moves it towards the higher temperatures. Similar trend is also seen in a change of the size and position of the high-temperature maximum, albeit this Schottky-like peak moves towards higher temperature more slowly than the low-temperature one. As a result, both maxima coalesce at a certain value of the external field and above this value, the specific heat exhibits just single rounded maximum (see for instance the curve  $h = 0.5$ ). Apart from these rather trivial findings, a remarkable triple-peak specific heat curves can also be detected when small but non-zero external field is applied to the system driven by the frustration into the disordered FRU state (the case  $h = 0.05$  in Fig. 5c). Besides two aforementioned peaks, whose origin has been resolved earlier, there also appears an additional third peak to be located at lowest temperature. There are strong indications that an appearance of this additional sharp maximum can be explained through the field-induced splitting of the energy levels related to the frustrated Ising spins. In accordance with this statement, the insert of Fig. 5d clearly demonstrates how this peculiar third maximum gradually shifts towards higher temperatures with increasing the field strength until it coalesces with the second low-temperature peak (see the curve labeled  $h = 0.1$ ).

At last, we shall briefly discuss the adiabatic demagnetization curves studied in connection with the enhanced magnetocaloric effect. Some interesting results for adiabatic processes keeping entropy constant are presented in Fig. 6 in the form of the temperature vs. external field dependence. Two depicted sets of demagnetization curves reflect two available adiabatic scenarios related to SPP! FRI (Fig. 6a) and SPP! FRU (Fig. 6b) transitions. Apparently, the maximal cooling rate emerges in the vicinity of critical fields and zero field, where zero temperature is in principle reached whenever the entropy is set equal to or less than its residual value  $S_{\text{res}}$ . It should be pointed out that a relatively fast heating, which occurs when the external field is lowered from its critical value, prevents a practical use of the whole demagnetization curves for a cooling purpose. In addition, the cooling effect becomes of technological relevance only if a cooling rate exceeds the one of paramagnetic salts. From this point of view, the enhanced magnetocaloric effect is observed only if the frustration drives the system into disordered FRU ground state (Fig. 6b). Even under this condition, the cooling rate of paramagnetic materials is exceeded only if the entropy is chosen close enough to its residual value  $S_{\text{res}}$  and the external field is below  $h = 0.05$ . This limitation would imply that temperatures in the sub-Kelvin range are in principle accessible provided that the frustrated diamond chain compound with exchange constants of the order of few tenths Kelvin, such as azurite, is used as refrigerant.

### 3.2. Mixed spin- $\frac{1}{2}$ and spin-1 Ising-Heisenberg diamond chain

In this part, we shall turn our attention to the mixed spin- $\frac{1}{2}$  and spin-1 Ising-Heisenberg diamond chain with the aim to clarify the impact of integer-valued Heisenberg spins on the magnetic behaviour of the frustrated diamond chain. We start our discussion repeatedly with the ground-state analysis. The phase diagram constructed in an absence

of the external field (Fig. 7a) implies existence of three possible ground states. Besides the semi-classically ordered ferrimagnetic phase (FRI), there also appear the quantum ferrimagnetic phase (QFI) and the frustrated phase (FRU). FRI, QFI and FRU can be characterized by means of

$$\begin{aligned} \text{FRI} &= \prod_{k=1}^N \prod_{i_{3k-2}} \prod_{j_{1;3k-1;3k}}; \\ m_i^z &= 0.5; m_h^z = 1; c_{hh}^{zz} = 1; c_{hh}^{zz} = 1; c_{hh}^{xx} = 0; c_{hh}^{zz} = 0.5; \end{aligned} \quad (24)$$

$$\begin{aligned} \text{QFI} &= \prod_{k=1}^N \prod_{i_{3k-2}} \prod_{j_{1;0i} \prod_{j_{1;3k-1;3k}}; \\ m_i^z &= 0.5; m_h^z = 0.5; c_{hh}^{zz} = 0.5; c_{hh}^{zz} = 0; c_{hh}^{xx} = 0.5; c_{hh}^{zz} = 0.25; \end{aligned} \quad (25)$$

$$\begin{aligned} \text{FRU} &= \prod_{k=1}^N \prod_{i_{3k-2}} \prod_{j_{1;3k-1;3k}} \frac{1}{2} \frac{1}{1 + \frac{1}{2}} \prod_{j_{1;3k-1;3k}}; \\ m_i^z &= 0; m_h^z = 0; c_{hh}^{zz} = c_{hh}^{zz} = (1 + \frac{1}{2}) = 2; c_{hh}^{xx} = 2^{-1}; c_{hh}^{zz} = 0; \end{aligned} \quad (26)$$

where  $\frac{1}{2} = \frac{1}{1 + 8^{-2}}$ , the first product in the aforementioned eigenfunctions is taken over all Ising spins ( $j_i$  stands for  $z = \frac{1}{2}$ ) and the second product runs over all pairs of the Heisenberg dumbbell spins ( $j_{1;0i}$  is assigned to  $S^z = 1; 0$ ). Analytic expressions for the phase boundaries depicted in Fig. 6a read

$$\text{QFI} \text{ FRI} : b_1 = \frac{1}{1 + 1}; \quad \text{FRU} \text{ QFI} : b_2 = \frac{2}{2} \frac{1 + 1}{(1 + 1)}; \quad (27)$$

The most significant difference between the two investigated diamond chains apparently rests in a presence of QFI located in between FRI and FRU. This observation would suggest that the geometric frustration initially favours uprise of QFI before it finally energetically stabilizes FRU. Accordingly, it might be concluded that there may not occur in the mixed spin- $\frac{1}{2}$  and spin-1 diamond chain a direct frustration-induced transition between FRI and FRU except the one observable in the Ising limit ( $\epsilon = 0$ ).

Next, the ground-state phase diagram reflecting the effect of external field is shown in Fig. 7b. This phase diagram suggests that in response to the applied external field there also may arise the quantum ferromagnetic phase (QFO) and the saturated paramagnetic phase (SPP) besides the aforementioned FRI, QFI and FRU phases

$$\begin{aligned} \text{QFO} &= \prod_{k=1}^N \prod_{i_{3k-2}} \prod_{j_{1;0i} \prod_{j_{1;3k-1;3k}}; \\ m_i^z &= 0.5; m_h^z = 0.5; c_{hh}^{zz} = 0.5; c_{hh}^{zz} = 0; c_{hh}^{xx} = 0.5; c_{hh}^{zz} = 0.25; \end{aligned} \quad (28)$$

$$\begin{aligned} \text{SPP} &= \prod_{k=1}^N \prod_{i_{3k-2}} \prod_{j_{1;3k-1;3k}}; \\ m_i^z &= 0.5; m_h^z = 1; c_{hh}^{zz} = 1; c_{hh}^{zz} = 1; c_{hh}^{xx} = 0; c_{hh}^{zz} = 0.5; \end{aligned} \quad (29)$$

Before proceeding further, let us make few comments on all these possible ground states. Since FRI and SPP are commonly observed also in the semi-classical Ising spin system, we should therefore concentrate on QFI, QFO and FRU, in which quantum entanglement

of the Heisenberg spin pairs indicates the quantum nature of these phases. It can easily be understood from Eqs. (25) and (28) that QFI and QFO are quite similar one to each other. As a matter of fact, all pairs of Heisenberg spins reside in both phases the same eigenstate and thus, the only difference between them consists in the spin arrangement of their Ising counterparts. In QFO, which is stable at stronger fields, the Ising spins tend to align towards the external field, whilst they are oriented in opposite to the external field in QFI, which is stable at relatively weaker fields. Notice that the quantum entanglement between the pairs of Heisenberg spins that occurs in QFI and QFO can also be understood within the valence-bond-solid picture [64, 65]. If spin-1 sites are decomposed into two spin- $\frac{1}{2}$  variables, then, one of the decomposed spins at each spin-1 site forms the singlet-dimer with its nearest-neighbouring spin-1 site, while the other one is polarized by the external field. As a result of this incomplete pairing, each spin-1 site effectively acts in QFI and QFO as it would be the spin- $\frac{1}{2}$  variable. Further, it should be also remarked that all Ising spins are completely free to flip (frustrated) in FRU on behalf of a preferred antiferromagnetic alignment between each pair of the Heisenberg spins. Owing to this fact, FRU can be viewed as a state characterized by a complete randomization of the Ising spins, what consequently leads to a macroscopic degeneracy of FRU resembled in its residual entropy  $S_{\text{res}} = 3N \ln(2)^{1/3}$ .

To clarify the magnetization scenario available for the mixed spin- $\frac{1}{2}$  and spin-1 diamond chain, we depict in Fig. 8 all possible types of magnetization curves. In agreement with the phase diagram shown in Fig. 7b, there are in total four different types of magnetization curves reflecting the transitions FRI-SPP (a), QFI-FRI-SPP (b), FRU-FRI-SPP (c), and FRU-QFO-SPP (d). It should be stressed, nevertheless, that the system undergoes true transitions between those phases merely at zero temperature, where indeed emerge stepwise magnetization curves with abrupt change(s) of the magnetization at critical field(s). However, it is worthy to notice that there are no real magnetization jumps at any finite temperature and the sharp stepwise magnetization curves to be observed at zero temperature are gradually smeared out as temperature increases. It can be clearly seen from Fig. 8 that an increase in temperature actually shrinks also the width of plateaux until the plateau states completely disappear from the magnetization curves above a certain temperature. The most notable magnetization curves are those with the zero-field ground state corresponding to FRU as shown in Figs. 8c-d. According to these plots, it can easily be realized that all frustrated Ising spins tend to align to the external-field direction for any finite but non-zero external field provided that temperature is set to zero. At non-zero temperatures, on the contrary, the magnetization rises much more steadily in the vicinity of zero field in comparison with the magnetization curves having the long-range-ordered FRI (Fig. 8a) and QFI (Fig. 8b) phases in the ground state. Finally, it is also worthwhile to remark that the observed magnetization plateaux at  $\frac{1}{5}$  (QFI and FRU) and  $\frac{3}{5}$  (QFO) of the saturation magnetization satisfy the Oshikawa-Yamanka-Aleck rule [66].

Now, let us investigate in particular an influence of the spin frustration on thermal variations of the zero-field susceptibility times temperature ( $\chi T$ ) data. The temperature

dependence of  $\chi T$  product is displayed in Fig. 9a for several values of the frustration parameter  $\beta$  that determine the ground state to be either of FRI or QFI type. Interestingly,  $\chi T$  data then exhibit a round minimum upon cooling, which is followed by an exponentially steep increase that appears by approaching zero temperature. It is quite obvious from Fig. 9a that the stronger the parameter of frustration  $\beta$ , the deeper the notable minimum whose position is simultaneously shifted towards lower temperatures. It is worthy to remember, moreover, that the minimum in the  $\chi T$  plot is being a typical feature of quantum ferrimagnets [67] and also in our case, the minimum becomes especially marked by selecting  $\beta = 2 (\frac{1}{2}; 1)$  when QFI constitutes the ground state. On the other hand, the temperature dependence of  $\chi T$  data are depicted in Fig. 9b for the case when the frustration parameter  $\beta > 1$  drives the system into the disordered FRU ground state. Under these circumstances, the susceptibility diverges as  $T^{-1}$  at low temperatures and  $\chi T$  product tends to constant value  $1/12$  nearby zero temperature. This value can be interpreted in terms of the Curie law of the frustrated Ising spins, since the spin arrangement that appears in FRU can be viewed as being composed of an independent set of the antiferromagnetic Heisenberg dimers and isolated Ising monomers, whereas the former ones do not contribute to  $\chi T$  product in the zero-temperature limit.

To gain an insight into overall thermodynamics, let us turn our attention to a thermal behaviour of the specific heat. For this purpose, the zero-field specific heat is plotted against temperature in Figs. 10a-b for several values of the frustration parameter  $\beta$ . It can be clearly seen from Fig. 10a that a rounded Schottky-type maximum observable at smaller values of  $\beta$  (e.g.  $\beta = 0.25$ ) gradually changes, as the frustration strengthens, to a striking dependence with the shoulder superimposed on this round maximum ( $\beta = 0.4$ ). It is noteworthy that the shoulder becomes the more pronounced, the closer  $\beta$  is selected to  $\beta_1 = 0.5$  determining the phase boundary between FRI and QFI. Under further increase of the frustration the shoulder merges with the Schottky-type maximum what eventually gives rise to a peculiar non-rounded maximum with almost constant value of the specific heat over the wide temperature range ( $\beta = 0.6$ ). Next, Fig. 10b shows how the specific heat recovers its double-peak structure when  $\beta$  approaches another phase boundary between QFI and FRU to appear at  $\beta_2 = 1.0$  (see for instance the curves for  $\beta = 0.75$  and  $0.9$ ). In addition, it is quite evident from Fig. 10b that repeated strengthening of the frustration results in a suppression of the low-temperature peak until it finally merges with the high-temperature one. Note furthermore that the high-temperature peak has in general tendency to enhance in magnitude (both in height as well as in width) as  $\beta$  increases and its position is shifted towards higher temperatures. Altogether, it might be concluded that the remarkable double-peak structure of the specific heat arises just when the frustration parameter is close enough to a phase boundary. This result is taken to mean that the observed double-peak specific heat curves always originate from thermal excitations to a spin configuration rather close in energy to the ground state.

Even more striking situation emerges by turning on the external field. The overall

trends of the external field is to increase height and width of the low-temperature peak and to shift it towards higher temperatures until it coalesces with the higher-temperature maximum. It should be remarked, nevertheless, that the most notable dependences of the specific heat arise from when the frustration leads to the disordered FRU ground state. Besides the aforedescribed general trends illustrated in Fig. 10c, there also appears a remarkable kind of the specific heat curve with the triple-peak structure as particularly drawn in Fig. 10d and its insert. Apparently, the additional third peak observable at very low temperatures occurs on applying the small but non-zero external

field. It is therefore quite reasonable to conjecture that an origin of this low-temperature peak lies in the field-induced splitting of energy levels related to the frustration of the Ising spins. Actually, the stronger the external field, the greater the splitting caused by the external field and consequently, the position of this peak steadily shifts towards higher temperatures. Above certain external field, the additional third peak vanishes because of merging with the low-temperature peak observable also in the zero-field case.

Finally, we shall close our discussion with an exploration of the adiabatic demagnetization examined in connection with the enhanced magnetocaloric effect. Adiabatic processes keeping the entropy constant are plotted in Fig. 11 in the form of the temperature vs. external field dependence. Two displayed sets of demagnetization curves evidently reflect adiabatic change of temperature, which accompanies the transitions SPP!FRI!QFI (Fig. 11a) and SPP!QFO!FRU (Fig. 11b). When comparing these results with the ones formerly discussed for the spin- $\frac{1}{2}$  diamond chain (Fig. 6), one easily finds some similarities between the two investigated diamond chains. Indeed, the most obvious drop in temperature is retrieved once again in the vicinity of critical fields and zero field, where zero temperature is in principle reached whenever the entropy is set equal to or less than its residual value  $S_{\text{res}}$ . Moreover, the enhanced magnetocaloric effect with the cooling rate exceeding the one of paramagnetic salts occurs just as the disordered FRU phase constitutes the ground state and the external field is below  $h \approx 0.05$ . By contrast, the most obvious difference between the two investigated spin systems consists in the greater diversity of the adiabatic process of the latter (mixed-spin) system, which exhibits dependences with two critical fields in addition to the ones with one critical field only.

#### 4. Conclusion

Exactly solvable frustrated spin systems are currently much sought after in the field of condensed matter physics, since they can serve as useful model systems for in-depth understanding of the effect of geometric frustration still not fully elucidated, yet. In the present work, we have provided rigorous results for one notable example of such system, the mixed spin- $\frac{1}{2}$  and spin-S Ising-Heisenberg diamond chain tractable within the generalized decoration-iteration map. It is worthy to mention that this rather simple model system has primarily been developed to predict and to understand the behaviour of insulating magnetic materials, in which the Heisenberg dimers interact with the Ising

monomers in such a way that they form the diamond chain. Notice that the coordination polymers consisting of the pairs of interacting transition-metal elements (Heisenberg dimers) coupled to the rare-earth elements (Ising monomers) represent perspective experimental realizations of the proposed system. Although we are not aware of any real coordination compound, which would meet this requirement, the recent progress in the design and controlled synthesis of the molecular-based magnetic materials supports our hope that it would be possible to prepare such polymeric chains in the near future.

It is worthwhile to remark that a special emphasis is in our study laid on the investigation of geometric frustration generated by the competition between Heisenberg- and Ising-type interactions. Our results clearly demonstrate that an interplay between the frustration and quantum fluctuations, both arising from the Heisenberg exchange interaction, is being at the origin of interesting behaviour not commonly observed in the semi-classical Ising spin systems. Indeed, this interplay gives rise to several peculiar ground states with entangled states of Heisenberg spins and quantum effects turned out to play a substantial role in determining their finite-temperature properties, as well. Among other matters, we have found rigorous evidence for appearance of the quantized plateaux in the magnetization curves, the round minimum in temperature dependence of the susceptibility times temperature data, the double-peak zero-field specific heat curves, the enhanced magnetocaloric effect and so on. In our opinion, the most interesting finding to emerge from our study is a direct evidence of the triple-peak specific heat curve that appears when applying small external field to the system driven by the frustration into the disordered state. To the best of our knowledge, the discovery and possible explanation of the triple-peak structure in the specific heat curve has not been reported for any frustrated system hitherto.

Last but not least, it should be remarked that the relative ease of generalized mapping method used here implies a possibility of further extensions. Actually, this approach can straightforwardly be extended to account also for the single-ion anisotropy effect, the biquadratic exchange interaction, the next-nearest-neighbour interaction, the multi-spin interactions, etc. It is also noteworthy that the applied procedure is not constrained neither by the lattice topology and thus, it can be utilized for investigating the effect of geometric frustration on the planar Ising-Heisenberg lattices composed of the diamond-shaped units [68, 69]. In this direction continues our next work.

## 5. Appendix

Before we list explicit expressions for the function  $G(x)$  and  $F_i(x)$  ( $i = 1(4)$ ), which enter into the transformation formulae (3)–(4) and the set of Eqs. (15)–(17), respectively, let us establish the notation  $j_H = J_H$ ,  $h_H = H_H$  and  $\beta = \frac{1}{1 + 8^{-2}}$ .

(a) Expressions for the spin case  $S = \frac{1}{2}$ :

$$G(x) = 2 \exp(-j_H/4) \cosh(x - h_H) + 2 \exp(j_H/4) \cosh(j_H - 2);$$

$$\begin{aligned}
F_1(x) &= \exp(j_H=4) \sinh(x - h_H) = G(x); \\
F_2(x) &= [\exp(j_H=4) \cosh(j_H=2) - \exp(j_H=4) \cosh(x - h_H)] = 2G(x); \\
F_3(x) &= \exp(j_H=4) \sinh(j_H=2) = 2G(x);
\end{aligned}$$

(b) Expressions for the spin case  $S = 1$ :

$$\begin{aligned}
G(x) &= 2 \exp(j_H=2) \cosh(j_H=2) + 2 \exp(j_H) \cosh[2(x - h_H)] \\
&\quad + \exp(j_H) + 4 \cosh(x - h_H) \cosh(j_H); \\
F_1(x) &= f_2 \exp(j_H) \sinh[2(x - h_H)] + 2 \sinh(x - h_H) \cosh(j_H) = G(x); \\
F_2(x) &= f_2 \exp(j_H) \cosh[2(x - h_H)] - \exp(j_H) - C - S = G(x); \\
F_3(x) &= f_2 \cosh(x - h_H) \sinh(j_H) + 4 - S = G(x); \\
F_4(x) &= f_2 \exp(j_H) \cosh[2(x - h_H)] + \exp(j_H) \\
&\quad + 2 \cosh(x - h_H) \cosh(j_H) + C + S = G(x);
\end{aligned}$$

where  $S = \exp(j_H=2) \sinh(j_H=2) =$  and  $C = \exp(j_H=2) \cosh(j_H=2) =$ .

Acknowledgments

The authors express gratitude to scientific grant agencies VEGA and APVV supporting this work under the grants VEGA 1/2009/05 and APVT 20-005204.

## References

- [1] Toulouse G 1977 Commun. Phys. 2 115
- [2] Reedan J E 2001 J. Mater. Chem. 11 37{53
- [3] Diep H T (ed) 2004 Magnetic Systems with Competing Interaction (Singapore: World Scientific)
- [4] Villain J, Bidaux R, Carton J P, Conte R J 1980 J. Phys. (Paris) 41 1263
- [5] Villain J 1977 J. Phys. C: Solid State Phys. 10 1717{1734
- [6] Sachdev S 1999 Quantum Phase Transitions (Cambridge: Cambridge University Press)
- [7] Richter J, Kruiger S, Famell D and Bishop R 2001 Quantum phase transitions in spin systems Series on Advances in Quantum Many-Body Theory vol 3, ed Bishop R F, Gernoth K A and Walek N R (Singapore: World Scientific) pp 239{246
- [8] Richter J, Schulenburg J, Honecker A 2004 Quantum Magnetism Lecture Notes in Physics 645 ed Schollwöck U, Richter J, Famell D and Bishop R (Berlin Heidelberg: Springer) pp 85{129
- [9] Miyahara S and Ueda K 2003 J. Phys.: Condens. Matter 15 R 327{R 366
- [10] Honecker A, Schulenburg J and Richter J 2004 J. Phys.: Condens. Matter 16 S749{S758
- [11] Kubo K 1993 Phys. Rev. B 48 10552{10555
- [12] Nakamura T, Kubo K 1996 Phys. Rev. B 53 6393{6400
- [13] Maieringer K, Schollwöck U 1998 Phys. Rev. Lett. 81 445{448
- [14] Zhitomirsky M E 2003 Phys. Rev. B 67 104421
- [15] Zhitomirsky M E, Honecker A 2004 J. Stat. Mech. P07012
- [16] Honecker A, Richter J 2005 Condens. Matter Phys. 8 813{824
- [17] Majumdar C K, Ghosh D K 1969 J. Math. Phys. 10 1388{1398
- [18] Majumdar C K, Ghosh D K 1969 J. Math. Phys. 10 1399{1402
- [19] Majumdar C K 1970 J. Phys. C: Solid State Phys. 3 911{915
- [20] van den Broek P M 1980 Phys. Lett. A 77 261{262
- [21] Douçot B, Kanter I 1989 Phys. Rev. B 39 12399{12402

- [22] Monti F, Suto A 1991 Phys. Lett. A 156 197{200
- [23] Monti F, Suto A 1992 Helv. Phys. Acta 65 560{595
- [24] Sen D, Shastri B S, Walstedt R E, Cava R 1996 Phys. Rev. B 53 6401{6405
- [25] Shastri B S, Sutherland B 1981 Physica B + C 108 1069{1070
- [26] Takano K, Kubo K, Sakamoto H 1996 J. Phys.: Condens. Matter 8 6405{6411
- [27] Okamoto K, Tonegawa T, Takahashi Y, Kaburagi M 1999 J. Phys.: Condens. Matter 11 10485{10498
- [28] Wang H T 2002 J. Phys.: Condens. Matter 14 8033{8042
- [29] Tonegawa T, Okamoto K, Hikiyama T, Takahashi Y, Kaburagi M 2000 J. Phys. Soc. Japan 69 332{338
- [30] Tonegawa T, Okamoto K, Hikiyama T, Takahashi Y, Kaburagi M 2001 J. Phys. Chem. Solids 62 125{128
- [31] Okamoto K, Tonegawa T, Kaburagi M 2003 J. Phys.: Condens. Matter 15 5979{5995
- [32] Sano K, Takano K 2000 J. Phys. Soc. Japan 69 2710{2711
- [33] Honecker A, Lauchli A 2001 Phys. Rev. B 63 174407
- [34] Okamoto K, Ichikawa Y 2002 J. Phys. Chem. Solids 63 1575{1577
- [35] Okamoto K, Tokuno A, Ichikawa Y 2005 J. Phys. Chem. Solids 66 1442{1445
- [36] Niggemann H, Uimin G, Zittartz J 1997 J. Phys.: Condens. Matter 9 9031{9042
- [37] Niggemann H, Uimin G, Zittartz J 1998 J. Phys.: Condens. Matter 10 5217{5236
- [38] Pati S K 2003 Phys. Rev. B 67 184411
- [39] Vitoriano C, De Brito F B, Raposo E P, Coutinho-Filho M D 2002 Mol. Cryst. Liq. Cryst. 374 185{190
- [40] Vitoriano C, Coutinho-Filho M D, Raposo E P 2002 J. Phys. A: Math. Gen. 35 9049{9061
- [41] Ramirez A 1994 Annu. Rev. Mater. Sci. 24 453{480
- [42] Zigan F, Schuster H D 1972 Z. Kristallogr. 135 416
- [43] Kikuchi H, Fujii Y, Chiba M, Mitsudo S, Idehara T 2003 Physica B 329-333 967{968
- [44] Kikuchi H, Fujii Y, Chiba M, Mitsudo S, Idehara T, Kuwai T 2004 J. Magn. Magn. Mater. 272-276 900-901
- [45] Kikuchi H, Fujii Y, Chiba M, Mitsudo S, Idehara T, Tonegawa T, Okamoto K, Sakai T, Kuwai T, Ohta H 2004 Phys. Rev. Lett. 94 227201
- [46] Kikuchi H, Fujii Y, Chiba M, Mitsudo S, Idehara T, Tonegawa T, Okamoto K, Sakai T, Kuwai T, Kondo K, Matsuo A, Higemoto W, Nishiyama K, Horvatic M, Berthelet C 2005 Progr. Theor. Phys. 159 1{10
- [47] Ohta H, Okubo S, Kamikawa T, Kunimoto T, Inagaki Y, Kikuchi H, Saito T, Azuma M, Takano M 2003 J. Phys. Soc. Jpn. 72 2464{2467
- [48] Okubo S, Kamikawa T, Kunimoto T, Inagaki Y, Ohta H, Nojima H, Kikuchi H 2004 J. Magn. Magn. Mater. 272-276 912{913
- [49] Ohta H, Okubo S, Inagaki Y, Hiroi Y, Kikuchi H 2004 Physica B 346-347 38{44
- [50] Okubo S, Ohta H, Inagaki Y, Sakurai T 2004 Physica B 346-347 627{632
- [51] Okubo S, Taketani A, Ohta H, Kunimoto T, Inagaki Y, Saito T, Azuma M, Takano M, Kikuchi H 2005 Progr. Theor. Phys. 159 11{16
- [52] Beliaiche M, Drillon M, Aride J, Boukharia, Biaz T, Legoll P 1991 J. Chim. Phys. 88 1713{1719
- [53] Guillou N, Pastre S, Livage C, Ferey G 2002 Chem. Commun. 2358{2359
- [54] Konar S, Mukherjee P S, Zangrudo E, Llobet F, Chaudhuri N R 2002 Angew. Chem. Int. Ed. 41 1561{1563
- [55] Humphrey S M, Wood P T 2004 J. Am. Chem. Soc. 126 13236{13237
- [56] Tong M L, Wang J H, Hu S 2005 J. Solid St. Chem. 178 1518{1525
- [57] Fisher M E 1959 Phys. Rev. 113 969{981
- [58] Syozii I 1972 Phase Transitions and Critical Phenomena Vol 1 ed Domb C and Green M S (New York: Academic Press) pp. 269{329
- [59] Strecka J, Jascur M 2002 Czech. J. Phys. 52 A 39{A 42

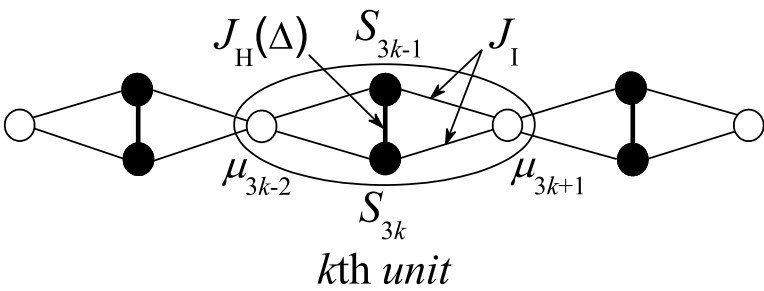


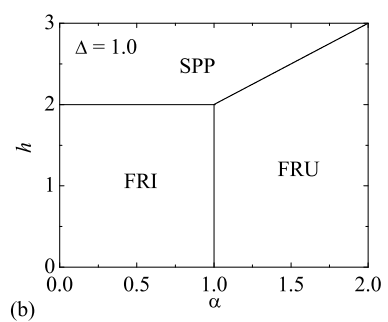
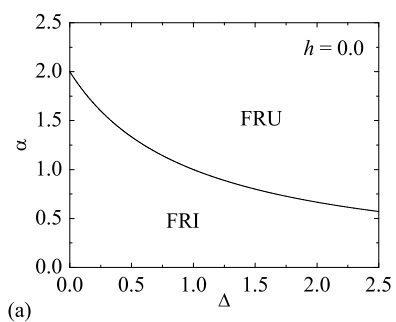
- [60] Strečka J, Jascur M 2003 J. Phys.: Condens. Matter 15 4519{4534
- [61] Strečka J, Jascur M, Hagiwara M, Minami K 2004 Czech. J. Phys. 54 D 583{D 586
- [62] Strečka J, Jascur M, Hagiwara M, Minami K, Narumi Y, Kondo K 2005 Phys. Rev. B 72 024459
- [63] Lavis D A, Bell G M 1999 Statistical Mechanics of Lattice Systems Vol 1 (Berlin: Springer)
- [64] Alick I, Kennedy T, Lieb E H, Tasaki H 1987 Phys. Rev. Lett. 59 799{802
- [65] Alick I, Kennedy T, Lieb E H, Tasaki H 1988 Commun. Math. Phys. 115 477{528
- [66] Oshikawa M, Yamataka M, Alick I 1997 Phys. Rev. Lett. 78 1984{1987
- [67] Yamamoto S, Fukui T, Maier K, Schollwöck U 1998 J. Phys.: Condens. Matter 10 11033{11048.
- [68] Strečka J, Jascur M 2002 Phys. Status Solidi B 233 R12{R14
- [69] Strečka J, Jascur M 2006 Acta Phys. Slovaca in press

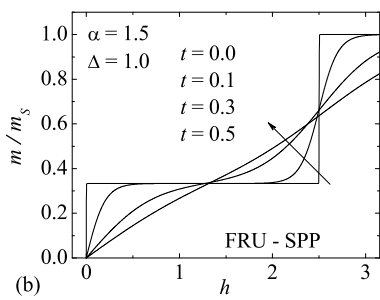
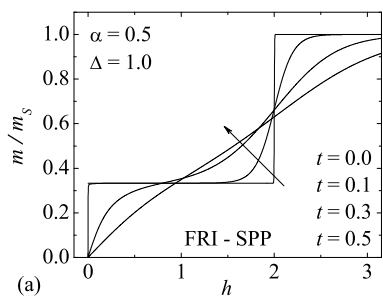
## Figure captions

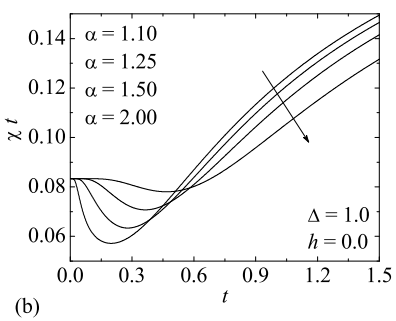
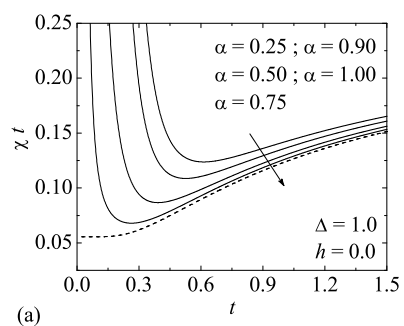
- Fig. 1 Diagrammatic representation of the mixed-spin Ising-Heisenberg diamond chain. The empty (filled) circles denote the lattice positions of the Ising (Heisenberg) spins, the ellipse demarcates  $k$ th diamond-shaped plaquette.
- Fig. 2 (a) Ground-state phase diagram in the  $\mu$ - $T$  plane for the system in an absence of the external magnetic field; (b) Ground-state phase diagram in the  $\mu$ - $T$  plane for  $\alpha = 1.0$ .
- Fig. 3 The total magnetization reduced with respect to its saturation value versus the external magnetic field at various temperatures  $t = 0.0, 0.1, 0.3, 0.5$  in ascending order along the direction of arrows.
- Fig. 4 Thermal dependence of the zero-field susceptibility times temperature data for  $\alpha = 1.0$ ,  $\beta = 0.25, 0.5, 0.75, 0.9, 1.0$  (Fig. 4a) and  $\alpha = 1.0$ ,  $\beta = 1.1, 1.25, 1.5, 2.0$  (Fig. 4b) in ascending order along the direction of arrows. For clarity, the case  $\beta_c = 1.0$  corresponding to the FR I-FRU phase boundary is depicted as broken line.
- Fig. 5 Temperature variations of the specific heat when  $\alpha = 1.0$  is fixed. Figs. 5a-b illustrate the effect of frustration parameter  $\beta$  on the shape of zero-field specific heat and Figs. 5c-d display the effect of the applied external magnetic field when the frustration parameter  $\beta = 1.25$  drives the system into the disordered FRU state.
- Fig. 6 Adiabatic demagnetization in the form of temperature versus external field dependence for  $\alpha = 1.0$ ,  $\beta = 0.5$  (Fig. 6a) and  $\alpha = 1.0$ ,  $\beta = 1.5$  (Fig. 6b). For better orientation, broken curve depicts the dependence when entropy is fixed at the residual value  $S_{\text{res}} = 3N \ln(2)^{1/3}$  of FRU.
- Fig. 7 (a) Ground-state phase diagram in an absence of the external field; (b) Ground-state phase diagram in the  $\mu$ - $T$  plane for  $\alpha = 1.0$ .
- Fig. 8 The total magnetization reduced with respect to its saturation value as a function of the external field at various temperatures  $t = 0.0, 0.1, 0.3, 0.5$  in ascending order along the direction of arrows.
- Fig. 9 Thermal dependence of the zero-field susceptibility times temperature data for  $\alpha = 1.0$ ,  $\beta = 0.25, 0.4, 0.5, 0.6, 0.75, 0.9, 1.0$  (Fig. 9a) and  $\alpha = 1.0$ ,  $\beta = 1.1, 1.25, 1.5, 1.75$  (Fig. 9b) in ascending order along the direction of arrows. For clarity, the cases  $\beta_1 = 0.5$  and  $\beta_2 = 1.0$  corresponding to the phase boundaries between FR I-QFI and QFI-FRU, respectively, are depicted as broken lines.
- Fig. 10 Temperature variations of the specific heat when  $\alpha = 1.0$  is fixed. Figs. 10a-b illustrate the effect of frustration parameter  $\beta$  on the shape of zero-field specific heat, whereas Figs. 10c-d display the effect of applied external field when the frustration parameter  $\beta = 1.25$  drives the system into the disordered FRU state.
- Fig. 11 Adiabatic demagnetization in the form of temperature versus external field dependence when  $\alpha = 1.0$ ,  $\beta = 0.75$  (Fig. 11a) and  $\alpha = 1.0$ ,  $\beta = 1.75$  (Fig.

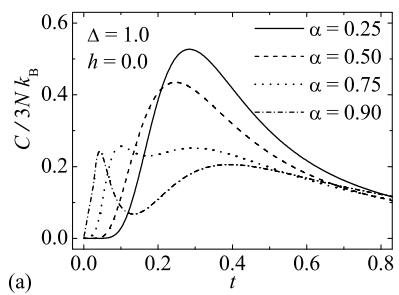
11b). For clarity, broken curve depicts the dependence when entropy is fixed at the residual value  $S_{\text{res}} = 3N \ln(2)^{1/3}$  of FRU.



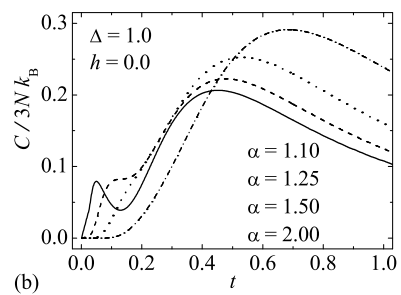




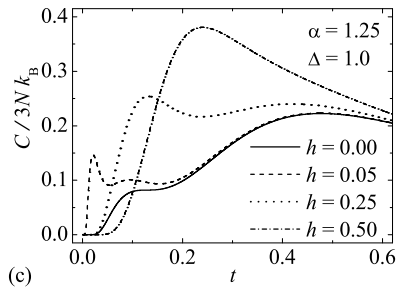




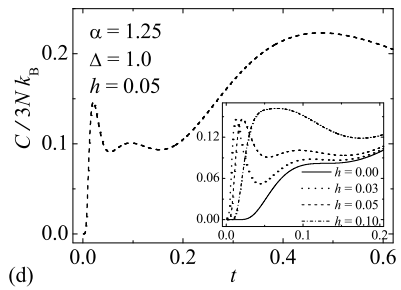
(a)



(b)

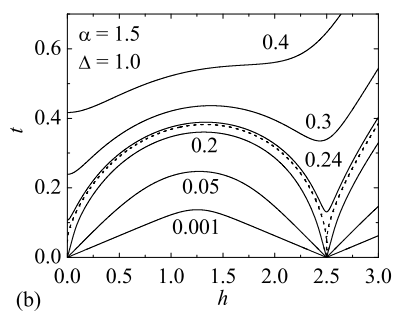
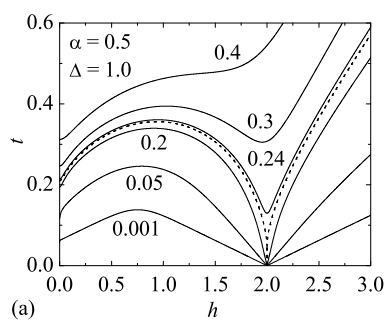


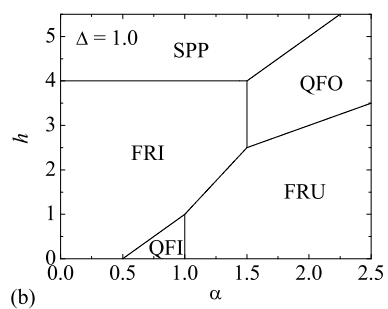
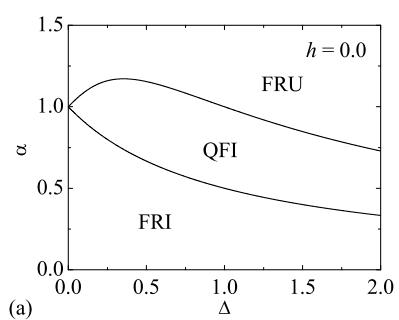
(c)

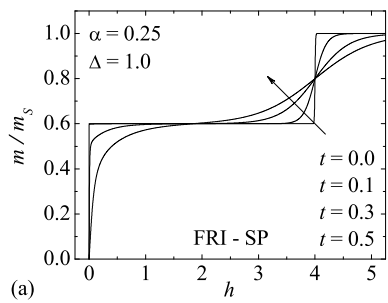


(d)

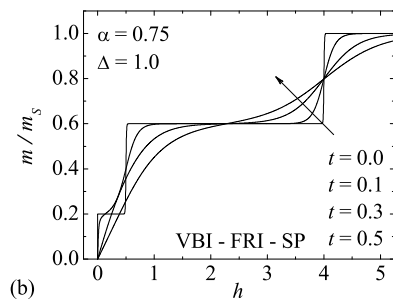




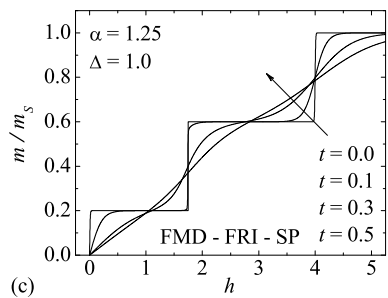




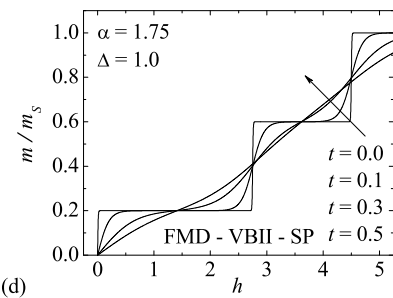
(a)



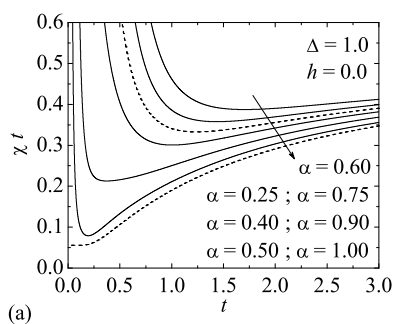
(b)



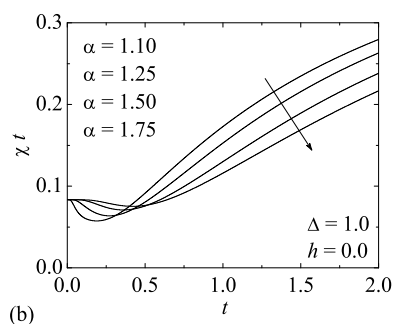
(c)



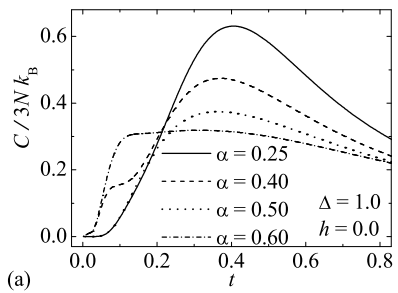
(d)



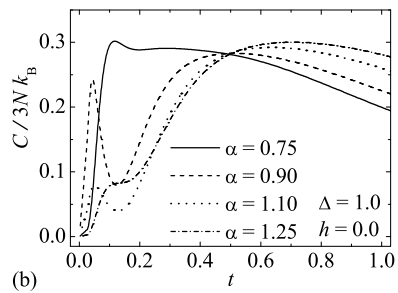
(a)



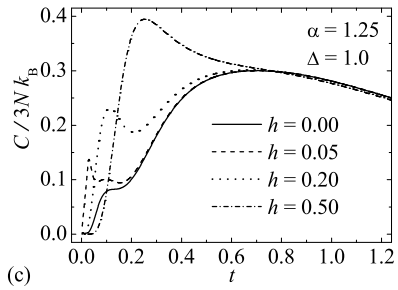
(b)



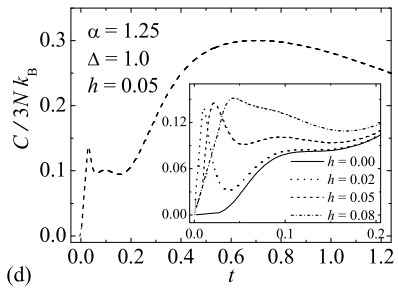
(a)



(b)



(c)



(d)

