

Nodal-antinodal dichotomy and magic doping fractions in a stripe ordered antiferromagnet

Mats Granath
Göteborg University
Göteborg 41296
Sweden

(Dated: February 11, 2022)

We study a model of a stripe ordered doped antiferromagnet consisting of coupled Hubbard ladders which can be tuned from quasi-one-dimensional to two-dimensional. We solve for the magnetization and charge density on the ladders by Hartree-Fock theory and find a set of solutions with lightly doped "spin-strips" which are antiferromagnetic and more heavily doped anti-phase "charge-strips". Both the spin- and charge-strips have electronic spectral weight near the Fermi energy but in different regions of the Brillouin zone; the spin-strips in the "nodal" region, near $(\pi/2; \pi/2)$, and the charge-strips in the "antinodal" region, near $(\pi; 0)$. We find a striking dichotomy between nodal and antinodal states in which the nodal states are essentially delocalized and two-dimensional whereas the antinodal states are quasi-one-dimensional, localized on individual charge-strips. When supplemented by known results for the interacting quasi-one-dimensional electron gas the present work can provide a framework for understanding the nodal-antinodal dichotomy of the underdoped high- T_c cuprates. For bond-centered stripes we also find an even-odd effect of the charge periodicity on the spectral weight in the nodal region. We speculate that this may be related to observed non-monotonous variations with doping of the low-temperature resistivity in $\text{La}_{2-x}\text{Sr}_x\text{CuO}_4$.

One of the most intriguing aspects of the hole-doped cuprate high-temperature superconductors is the presence of nanoscale electronic inhomogeneity. An important question is whether the inhomogeneity is self-organized or primarily a consequence of material disorder. In one material, $\text{Bi}_2\text{Sr}_2\text{CaCu}_2\text{O}_{8+x}$ (BSCCO), it has been found by tunneling spectroscopy (STM) that the inhomogeneity is correlated with the dopant disorder,¹ while in materials where high resolution neutron scattering experiments have been performed, primarily $\text{La}_{2-x}\text{Sr}_x\text{CuO}_4$ (LSCO) and $\text{YBa}_2\text{Cu}_3\text{O}_{6+x}$ (YBCO) there appears to be a universal behavior of the spin correlations which is most readily interpreted in terms of stripe order or fluctuations which are clearly not a disorder effect.² It has been suggested that stripe fluctuations are universal in the underdoped cuprates but in some materials (such as BSCCO) or doping regimes masked by the strong disorder or quantum fluctuations such that only the local correlations are preserved.^{3,4} The search for the elusive fluctuating or quantum stripes is an ongoing endeavor.⁵ Clearly, whether or not stripes are a universal phenomenon in the cuprates is still an open question. In parallel it may also be illuminating to study properties which are not in any obvious way related to stripes to see if these can be understood from an assumption of stripe order or stripe correlations. Particularly important in this context is to study such properties of the cuprates which are believed to be universal.

A feature of the underdoped cuprates which may be universal is a sharp distinction between the nature of electronic excitations in the nodal and antinodal regions of the Brillouin zone, the so called "nodal-antinodal dichotomy".⁶ Nodal refers to the region near the node of vanishing gap of the $d_{x^2-y^2}$ superconducting order

parameter whereas antinodal refers to the region with maximal gap. The dichotomy is most vividly demonstrated in angle-resolved photoemission (ARPES) experiments on the normal state of underdoped LSCO where a quasiparticle peak is observed along the Fermi surface in the nodal region which disappears quite abruptly in the antinodal region where the spectral weight is broad and incoherent. What is particularly striking here is that the change is not gradual but there appears to be two distinct regions of the Fermi surface. This distinction between nodal and antinodal excitations is also found in underdoped BSCCO,⁷ and coincides with the abrupt onset of the pseudogap in the antinodal region.⁸ Recently, it was found from ARPES studies on $\text{La}_{2-x}\text{Ba}_x\text{CuO}_4$ that a d-wave like pseudogap state with nodal quasiparticles coexists with a stripe ordered state at $x = 1/8$.⁹ That study also shows that as a function of doping the pseudogap is actually maximized in the $x = 1/8$ stripe ordered and non-superconducting state indicating an intimate relationship, at least in this material, between stripes and low-energy electronic spectral properties.

Here we present a model which is a caricature of a doped antiferromagnet with stripe correlations for which we find that the electronic spectral weight in the two regions of the Brillouin zone derive from spatially separated regions. The spectral weight in the nodal region comes from lightly hole-doped and antiferromagnetic "spin-strips" whereas the antinodal spectral weight comes from more heavily doped "charge-strips" which are anti-phase domain walls of the antiferromagnetic order.¹⁰ What is particularly striking is that the bandwidth transverse to the stripe extension is very small for the charge-stripe states while for the spin-stripe states it is broad. In the presence of disorder, intrinsic or in the form of a

nite correlation length of the stripe order, the antinodal states are readily localized on individual charge stripes whereas the nodal states have a significantly longer localization length, remaining essentially two dimensional. Given the quasi-one-dimensional nature of the antinodal states we can expect these to be very sensitive to the effects of electron-electron interactions. In fact, the low energy limit of an interacting one-dimensional electron gas is a Luttinger liquid for which the single hole spectral function is incoherent due to spin-charge separation and which for sufficiently strong interactions has no resemblance of a quasiparticle.^{11,12} In addition there are many suggestions for the mechanism by which a one-dimensional electron gas may acquire a spin gap through interactions with the environment¹³, thus providing a very natural connection with the antinodal pseudogap.

Several scenarios for the dichotomy already exist including decoherence by scattering of antinodal quasiparticles with incommensurate spin fluctuations¹⁴ and explicit calculations on the Hubbard model using dynamical mean field theory supplemented by external spin or charge density fluctuations or extended to larger clusters of sites.¹⁵ These calculations are certainly more sophisticated than the present analysis which is a Hartree-Fock calculation that ignores any correlations beyond the assumed stripe order. However, when supplemented by known results for a quasi one-dimensional electron gas the present work can provide a framework for understanding the nodal-antinodal dichotomy within a stripe scenario as outlined above.

An additional intriguing feature is an even/odd effect of the charge periodicity for bond-centered stripes where for certain realizations of the model, ordered systems with even periodicity of the charge have a gap in the nodal region which is absent for odd periodicity. In a more realistic system with fluctuating stripes we speculate that this may result in a lower fraction of spectral weight in the nodal region for systems with even periodicity than systems with odd periodicity, thus possibly related to the observation of "magic doping fractions" in LSCO with enhanced or suppressed low-temperature resistivity as a function of doping as well as the fact that the 1=8 doped samples with charge stripe period 4 are especially prone to localization at low temperatures or by impurity doping.^{16,17}

I. THE MODEL

We consider an array of t^0/U Hubbard ladders of varying width with on-site repulsion U and nearest and next-nearest neighbor hopping t and t^0 . A ladder is coupled to its neighboring ladders by tunable hopping t and t^0 , where $0 \leq t^0 \leq 1$ is an ad hoc parameter which tunes between a quasi-one-dimensional problem at $t^0 = 0$ and a fully two-dimensional problem (2D Hubbard) at $t^0 = 1$. We are of course mostly interested in the $t^0 = 1$ model, but when studying stripe solutions will find it

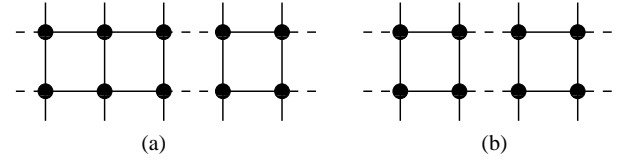


FIG. 1: Sketch of the (a) period-5 and (b) period-4 bond-centered stripe arrays, as defined in the text, consisting of the two and three leg Hubbard ladders given by the solid lines. Dashed lines indicate the coupling between ladders in the form of tunable hopping.

quite illuminating to be able to adiabatically change the system from quasi-1D to 2D. Units are set in terms of $t = 1$ and for the subsequent calculations we will take $t^0 = 1/4$ and $U = 4$. The value of U is chosen such as to correspond to an optimal stripe filling of 0.5 holes per unit length in a calculation with variable filling.¹⁸ We write coordinates $r = (i; x)$, where i is the chain index (horizontal coordinate in Fig.1) and x runs along the chains (vertical in Fig.1), and define electron creation and annihilation operators c_r^\dagger and c_r with z -component of spin $\sigma = \uparrow, \downarrow$. The Hubbard interaction is $U n_r \cdot n_{r\#}$ where $n_r = c_r^\dagger c_r$ is the number operator.

Clearly, we can not solve this problem of coupled Hubbard ladders, our ambition is only to formulate an effective theory for the distribution of electronic spectral weight in a stripe ordered antiferromagnet. For this purpose we will only consider spin and charge density order consistent with stripes. We assume antiferromagnetic order and uniform density along the ladders and transverse spin and charge density waves with $hS_{ix} = (1/2)M_i(\frac{1}{2} - M_i\frac{1}{2})$ and $h n_{ix} = n + n_i$ where n_i is the deviation from the mean density $n = 1 - p$ with p the hole doping. We solve for the magnetization and density on the ladders self-consistently using $h n_r \cdot n_{r\#} = \frac{1}{4} h n_r^2 - h S_r^2$, and expand to linear order in the fluctuations around $h S_{ix}$ and $h n_{ix}$ to derive an effective Hamiltonian $H_e = H_t + H_I$. The tight-binding piece of the Hamiltonian reads

$$H_t = \sum_{i, x} t (c_{r,0}^\dagger c_{r,0} + h.c.) + \sum_{i, x} t^0 (c_{r,0}^\dagger c_{r,0} + h.c.) + \sum_{i, x} t (c_{r,0}^\dagger c_{r,0} + h.c.) + \sum_{i, x} t^0 (c_{r,0}^\dagger c_{r,0} + h.c.) \quad (1)$$

where hrr^0i/hrr^0ii indicates nearest/next nearest neighbor sites and "intra"/"inter" indicate sites which are on the same/different ladders. The part of the effective Hamiltonian deriving from interactions reads

$$H_I = \sum_{i, x} (1/2) m_i (n_{ix} - n_{ix\#}) + \sum_{i, x} m_i M_i + \sum_{i, x} V_i (n_{ix} + n_{ix\#}) - \frac{1}{2} \sum_{i, x} V_i n_i \quad (2)$$

where $m_i = U M_i$ and $V_i = U n_i/2$ are the effective

staggered magnetization and potential due to the spin and charge density waves respectively.

We should note that in the present work we only consider static stripes, whereas in the cuprates static stripes only occur under special circumstances.¹⁹ The use of a static stripe configuration to study electronic spectral properties in a system where there may be fluctuating stripes thus assumes that the stripe fluctuations are slow compared to the spectral frequencies studied. Inelastic neutron scattering suggests that the frequency of stripe fluctuations is on the order of a few to around 50 meV (10^{12} – 10^{13} Hz) depending on the material which is in fact comparable to the pseudogap energy, thus at least not ruling out this "frozen" stripe assumption.²⁰

II. BAND STRUCTURE

We now proceed to find self-consistent solutions to this effective model, considering system made up of alternating two-leg ladders and ladders of width N , denoting such an array by the period $N + 2$. Here we explore only solutions where the two-leg ladders have $(0; \pi)$ (antiphase) spin order and the N -leg ladder has a dominant AF $(\pi; \pi)$ component, i.e. bond-centered stripes. We call the two-leg ladder, which will self-consistently contain most of the doped holes, "charge-stripe" and the width N ladder "spin-stripe", and take the doping to be 0.5 holes per unit length per charge-stripe (i.e. per $N + 2$ charge period). These are solutions which obey the canonical relation between magnetic "incommensurability" and doping.¹⁹

Our main results will follow from studying the period-4 and period-5 arrays which correspond to 12.5% and 10% doping respectively. The 4-array has an 8×2 magnetic unit cell with magnetization $(1)^x (M_e; M_e; M_s; M_s; M_e; M_e; M_s; M_s)$ and density variation $(; ; ; ; ::)$ whereas the 5-array has a 5×2 unit cell with $(1)^x (M_e; M_e; M_e; M_s; M_s)$ and $(\frac{2}{3}; \frac{1}{2}; \frac{2}{3}; \frac{1}{2}; \frac{2}{3})$ (see Fig. 5), where all of the M and ρ parameters are solved for self-consistently. Fig 2 shows the evolution with t of the band structure for the longitudinal momentum k_k . The antiferromagnetic scattering along the stripes folds the bands around $k_k = \pm 2$, opening gaps between an upper and lower branch and the interladder hopping successively broaden the bands. For the one-dimensional band structure (Fig 2 a and d) the (dashed) charge-stripe bands are roughly the same for both arrays with the lower branch of the antibonding band of the two-leg ladder crossing the Fermi level around ± 4 and ± 3 . The spin-stripe bands on the other hand are distinct as they derive from 3-leg and 2-leg ladders respectively.

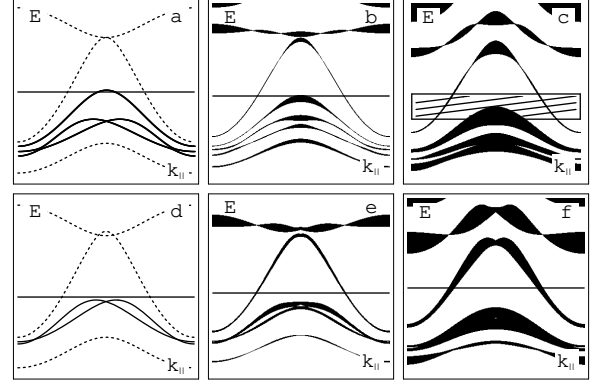


FIG. 2: Band structure of the charge period 5 (top) and 4 (bottom) bond-centered stripe arrays showing the evolution with interstripe hopping for $t = 0$ (left), $t = 0.5$ (center) and $t = 1$ (right). In a and d the dashed lines correspond to "charge-stripe" states and the solid lines to "spin-stripe" states as defined in the text. The energy window is -3 to 0.5 (units of t) and the momentum k_k along the stripes ranges from 0 to π (units of inverse lattice spacing). The Fermi energy which corresponds to 10% (a-c) and 12.5% (d-f) hole doping is given by the horizontal lines. The dashed region in c shows the integration window for the "Fermi surface" in Fig. 4.

III. NODAL-ANTINODAL DICOTOMY

Now for the main observation of the paper; the active charge-stripe band stays very slim even when the hopping is fully two-dimensional (Fig. 2, c and f), implying a very small dispersion in the transverse direction, i.e. essentially one-dimensional. This is in sharp contrast to the behavior of the spectral weight below the Fermi level at momenta around ± 2 where the flatter distribution implies a significant dispersion with the transverse momentum. To make this distinction clearer we introduce disorder. In order to be able to work with large system sizes we will use one dimensional quenched disorder in the form of a weak random potential on each chain such that $H_{\text{disorder}} = a \sum_i \rho_i \rho_i$ where ρ_i is a random variable. We define the transverse participation ratio of a state i as $P_i = \frac{1}{N} \sum_j |\langle j | i \rangle|^2$ with ρ_i being the transverse localization length. Fig. 3 shows the mean of the localization lengths of the states near the Fermi level for the period-5 array with uniform hopping for weak disorder $a = 0.1$ and using a flat distribution for ρ_i . (Here we do not solve the problem self-consistently, but simply use the values for the staggered magnetization and inhomogeneous potential of the ordered array.) We find that the localization length of the charge-stripe states ($k_k = \pm 4$) is significantly shorter than that of the spin-stripe states ($k_k = \pm 4$) as expected from the difference in transverse bandwidth. The localization length of the charge-stripe states is of the order of the stripe spacing, thus essentially localized on individual charge-strips. The localization length of the

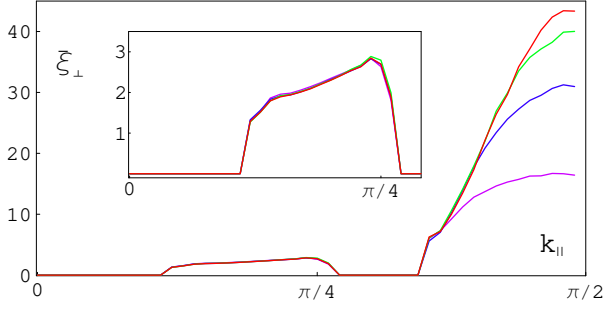


FIG. 3: (color online) Mean localization length versus momentum along the stripes of all states in a 0.5 window below the Fermi level for a period-5 array with weak ($a = 0.1$) one-dimensional quenched potential disorder. Inset shows only the "charge-stripe" states with $k_k = 4$. Results are averaged over at least 10 runs with transverse system size $L_\perp = 100, 300, 600$, and 900 corresponding to increasing γ . ($\gamma(k_k) = 0$ means that there are no states in the integration window at that k_k .)

spin-stripe states is significantly larger, these states are essentially two-dimensional on the scale of the stripe period. We have checked that this aspect of the problem with narrow charge-stripe bands and broad spin-stripe bands comes out the same also if we consider a system of site-centered stripes modeled as a single chain instead of the bond-centered two-leg ladder. In fact, we expect that this is a generic property which follows from the antiphase magnetic structure containing in-gap "impurity" states of the surrounding antiferromagnet.²¹

Fig. 4a shows the low-energy spectral weight integrated over a small (0.5) window (to account for real-world broadening) below the Fermi level of the period-5 array, corresponding roughly to the dashed region in Fig. 2c, for the same weak disorder realization ($a = 0.1$) as above. As discussed in earlier work the bulk of spectral weight remains close to the undoped tight-binding Fermi surface.^{21,22} The fact that the Fermi surface is broad is a combination of the scattering by the stripe potential and the finite integration window. In addition, with disorder the states are localized in the transverse stripe direction and thus broad in the transverse momentum (k_\perp), with the width proportional to the inverse localization length. There are two disjoint patches of spectral weight which we can readily identify as deriving from the different stripe bands, where the weight in the nodal region, near $(\pi/2, \pi/2)$, comes from the spin-stripes whereas the spectral weight in the antinodal region, near $(\pi/2, 0)$, comes from the charge stripes. Fig. 4b is symmetrized with respect to the stripe direction showing a qualitative agreement with the ARPES data⁶ with the characteristic straight Fermi surface sections. Considering now the results for the localization length of the same system presented in Fig. 3, we can thus make the rather profound statement that, at least for this model system, the nodal states are two-dimensional while the antinodal states are quasi-one-dimensional.

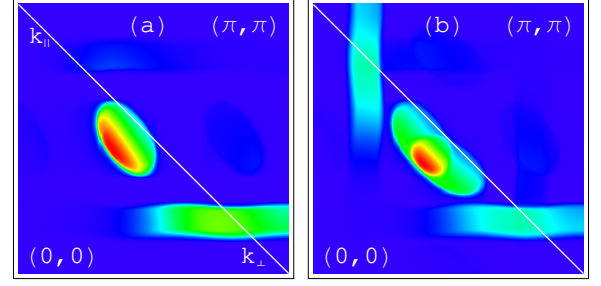


FIG. 4: (color online) "Fermi surface" in the first quadrant of the Brillouin zone of the period-5 array with uniform hopping $t = 1$ and weak disorder ($a = 0.1$) as in Fig. 3. The spectral weight is integrated over a 0.5 window below the Fermi level. (a) is for stripes along one direction (k) and (b) is symmetrized with respect to the stripe direction. (sampled over 10 runs with system size $L_\perp = 500$).

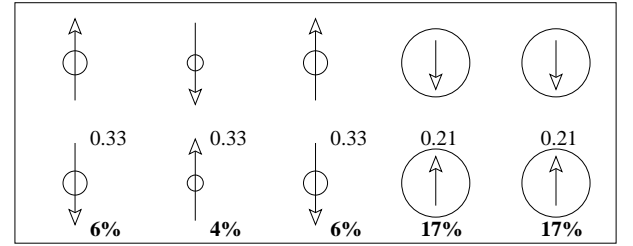


FIG. 5: Fraction of one hole (bold) and direction and magnitude of the magnetization for the period-5 array with uniform hopping ($t = 1$). The magnetic unit cell pictured contains one doped hole for an overall doping of 10%.

We should emphasize that the agreement between Fig. 4b and the various ARPES measurements of the Fermi surface is very rough as in the ARPES data the antinodal weight at the Fermi energy is suppressed by the pseudogap and most of the spectral weight is in the nodal region "Fermi arc".²³ In this work we do not consider any correlation effects apart from the stripe order itself. However, as discussed earlier there are several scenarios, including the "spin-gap proximity effect" by Emery, Kivelson, and Zachar, for how a one-dimensional electron gas may acquire a spin gap through interactions with the environment.^{13,24} Based on this a natural extension of the present work is to assume that the quasi-one-dimensional hole-rich charge-stripes which are connected to the antinodal spectral weight are akin to spin-gapped Luttinger liquids, or Luther-Emery liquids. For a Luther-Emery liquid the single hole spectral function is incoherent due to spin-charge separation with suppressed spectral weight at the Fermi energy due to the spin gap.¹² The spin gap in this scenario is thus effectively the pseudogap which suppresses the antinodal spectral weight at the Fermi energy.

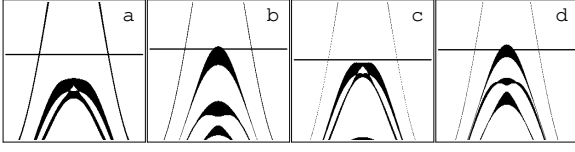


FIG. 6: Truncated band structure of the charge period (a) 4 (b) 5 (c) 6 and (d) 7 bond-centered stripe arrays, with Fermi energy (horizontal line) corresponding to $1=8$, $1=10$, $1=12$, and $1=14$ doping respectively, at intermediate interladder coupling $= 0.5$. (Energy window -2 to -1 in units of t , else as in Fig. 2)

IV. MAGIC FILLING FRACTIONS

For bond-centered stripes as envisioned here, there is an interesting even-odd effect of the stripe periodicity. Spin-stripes of odd width have a high-energy lower band with transverse momentum $k_y = \pm 2$ and a maximum at $k_x = \pm 2$ which is absent for even width spin-stripes. Fig. 6 shows the band structures at intermediate, $= 0.5$, coupling of period- $N + 2$ arrays with spin stripe width $N = 2$ to 5 where this distinction is seen. (For the $N = 4$ and 5 systems we have assumed a uniform magnetization and density on the spin-stripes, which we have checked is a good approximation.)

We may speculate that a signature of this even-odd feature survives in the real materials where the actual gap in the nodal region of the even period systems is destroyed by stripe fluctuations or interaction broadening and instead manifested as a smaller fraction of nodal spectral weight. Assuming that the main contribution to the low-temperature conductivity comes from the "nodal metal"²⁵ it is thus tempting to identify this with the observation of "magic doping fractions" exhibited in the low-temperature in-plane resistivity of LSCO where there is a non-monotonous variation with doping.¹⁶ It was suggested that the magic fractions would be the effect of a checkerboard type order and not consistent with stripe order¹⁶, however, the overall modulation of the low-temperature resistivity seem to quite well with a suppressed conductivity at doping $1=8$, $1=12$ and $1=16$ and enhanced conductivity at $1=10$ and $1=14$. In addition the $1=8$ doped system (Fig. 6a) would have a particularly large fraction of antinodal spectral weight which being quasi-one-dimensional is very sensitive to disorder, possibly related to the anomalous behavior at this doping.¹⁷

V. CONCLUSIONS

We study a model of a stripe ordered doped antiferromagnet which can be tuned from quasi one-dimensional to two-dimensional, solving self-consistently for the magnitude of the spin and charge order. We find that the electronic spectral weight in the nodal and antinodal regions of the Brillouin zone derive from spatially separated regions with the nodal weight coming from lightly hole-doped and antiferromagnetic "spin-stripes" whereas the antinodal spectral weight comes from more heavily doped "charge-stripes". The main result is that the bandwidth transverse to the stripe extension is very small for the charge-stripe states while for the spin-stripe states it is considerably wider. Thus, in the presence of disorder, intrinsic or in the form of a finite correlation length of the stripe order, the antinodal states are localized on individual charge stripes with a localization length which is typically shorter than the inter-stripe spacing whereas the nodal states have a significantly longer localization length, remaining essentially two dimensional. In combination with known results for the interacting one-dimensional electron gas these results provide a framework for understanding the nodal-antinodal dichotomy of the low-energy electronic spectral properties of the underdoped cuprates: The antinodal spectral weight is quasi one-dimensional and incoherent due to electron fractionalization with a spin gap manifesting itself as the pseudogap whereas the nodal weight, which is less affected by the stripe order and thus effectively two-dimensional, is more normal, possibly Fermi-liquid like with electronic quasiparticle excitations.

We also identify an even-odd effect of the charge-stripe periodicity for certain realizations of the model in which for a system with ordered bond-centered stripes even period stripes have a spectral gap in the nodal region which is absent for odd period systems. Although this topic needs to be studied in more detail we speculate that this effect may be related to the non-monotonous variations with doping of the low-temperature resistivity of LSCO.

I would like to thank Doron Orgad, Shirit Baruch and Marina Ovchinnikova for valuable discussions and John Tranquada for helpful comments.

Electronic address: mgranath@fy.chalmers.se

¹ K. M. cElroy, Jinho Lee, J. A. Slezak, D. H. Lee, H. Eisaki, S. Uchida, and J. C. Davis, Science 309, 1048 (2005).

² J. M. Tranquada, H. W. Ho, T. G. Perring, H. Goka, G. D. Gu, G. Xu, M. Fujita, and K. Yamada, Nature 429, 534 (2004).

³ A. Del Maestro, B. Rosenow, and S. Sachdev Phys. Rev. B 74, 024520 (2006), and J. A. Robertson S. A. Kivelson,

E. Fradkin, A. C. Fang, A. Kapitulnik, cond-mat/0602675 (unpublished).

⁴ For a perspective, see also J. Zaanen, Nature 440, 1118 (2006).

⁵ For recent evidence for fluctuating stripes see, D. Reznik, L. Pintschovius, M. Ito, S. Iikubo, M. Sato, H. Goka, M. Fujita, K. Yamada, G. D. Gu, J. M. Tranquada, Nature 440, 1170 (2006). For an intriguing suggestion on how to

- identify fluctuating stripes, see V. Cvetkovic, Z. Nussinov, S. Mukhin, J. Zaanen, cond-mat/0607402 (unpublished).
- ⁶ X. J. Zhou, T. Yoshida, D. H. Lee, W. L. Yang, V. Brouet, F. Zhou, W. X. Ti, J. W. Xiong, Z. X. Zhao, T. Sasagawa, T. Kakeshita, H. Eisaki, S. Uchida, A. Fujimori, Z. Hussain, and Z. X. Shen, Phys. Rev. Lett. 92, 187001 (2004).
 - ⁷ Z. X. Shen and J. R. Schrieffer, Phys. Rev. Lett. 78, 1771 (1997).
 - ⁸ A. Kaniyel, M. R. Norman, M. Randeria, U. Chatterjee, S. Souma, A. Kaminski, H. M. Fretwell, S. Rosenkranz, M. Shi, T. Sato, T. Takahashi, Z. Z. Li, H. Ruy, K. Kadowaki, D. Hinks, L. Ozyuzer, J. C. Camuzano, Nature Physics 2, 447 (2006).
 - ⁹ T. Valla, A. V. Fedorov, Junho Lee, J. C. Davis, and G. D. Gu (unpublished).
 - ¹⁰ For related calculations, see M. Ya. Ovchinnikova, JETP 100, 106 (2005).
 - ¹¹ For a comparison between the spectral function of a Luttinger liquid and ARPES data for LSCO, see D. Orgad, S. A. Kivelson, E. W. Carlson, V. J. Emery, X. J. Zhou, and Z. X. Shen, Phys. Rev. Lett. 86, 4362 (2001).
 - ¹² For expressions and plots of the spectral function of the Luttinger and Luther-Emery liquid, see D. Orgad, Philos. Mag. B 81, 375 (2001).
 - ¹³ For a review, see E. W. Carlson, V. J. Emery, S. A. Kivelson, and D. Orgad, "Concepts in High Temperature Superconductivity," in The Physics of Conventional and Unconventional Superconductors, Vol. 2, ed. K. H. Bennemann and J. B. Ketterson (Springer-Verlag 2004).
 - ¹⁴ H. Fu and D. H. Lee, cond-mat/0601456 (unpublished).
 - ¹⁵ See, e.g. M. V. Sadovskii, I. A. Nekrasov, E. Z. Kuchinskii, Th. P. Ruschke, and V. I. Anisimov, Phys. Rev. B 72, 155105 (2005); E. Z. Kuchinskii, I. A. Nekrasov, and M. V. Sadovskii, JETP Letters 82, 198 (2005); M. Civelli, M. Capone, S. S. Kancharla, O. Parcollet, and G. Kotliar, Phys. Rev. Lett. 95, 106402 (2005).
 - ¹⁶ S. Komiyama, H. D. Chen, S.-C. Zhang, and Y. Ando, Phys. Rev. Lett. 94, 207004 (2005).
 - ¹⁷ S. Komiyama and Y. Ando, Phys. Rev. B 70, 060503(R) (2004).
 - ¹⁸ M. G. Ranath, unpublished. Here $t^0 < 0$ is important to stabilize the antiphase stripe solutions at finite doping. See also e.g., G. Seibold and J. Lorenzana Phys. Rev. B 69, 134513 (2004), M. Inui and P. B. Littlewood, Phys. Rev. B 44, 4415 (1991).
 - ¹⁹ See, e.g., J. M. Tranquada, cond-mat/0512115, to appear as a chapter in "Treatise of High Temperature Superconductivity" by J. Robert Schrieffer, and references therein.
 - ²⁰ Here we interpret the lower edge (spin gap) of the incommensurate branches as the stripe fluctuation frequency and the pseudogap energy is the typically energy scale over which we study the low-energy spectral weight.
 - ²¹ M. G. Ranath, V. O. Ganesyan, D. Orgad and S. A. Kivelson, Phys. Rev. B 65, 184501 (2002).
 - ²² M. G. Ranath, Phys. Rev. B 69, 214433 (2004).
 - ²³ See, e.g. T. Yoshida, X. J. Zhou, T. Sasagawa, W. L. Yang, P. V. Bogdanov, A. Lanzara, Z. Hussain, T. Mizokawa, A. Fujimori, H. Eisaki, Z. X. Shen, T. Kakeshita, and S. Uchida, Phys. Rev. Lett. 91, 027001 (2003).
 - ²⁴ V. J. Emery, S. A. Kivelson, and O. Zachar, Phys. Rev. B 56, 6120 (1997).
 - ²⁵ Y. S. Lee, K. Segawa, Z. Q. Li, W. J. Padilla, M. Dumm, S. V. Dordevic, C. C. Homes, Yoichi Ando, and D. N. Basov, Phys. Rev. B 72, 054529 (2005).