

# The quantization of a charge qubit. The role of inductance and gate capacitance

Ya. S. Greenberg<sup>1</sup> and W. K. Knecht<sup>2</sup>

<sup>1</sup>Novosibirsk State Technical University,  
20 K. Marx Ave., 630092 Novosibirsk, Russia

<sup>2</sup>Friedrich-Schiller University, Jena, Germany

(Dated: February 8, 2002)

## Abstract

The Hamiltonian of a charge qubit, which consists of two Josephson junctions is found within well known quantum mechanical procedure. The inductance of the qubit is included from the very beginning. It allows a selfconsistent derivation of the current operator in a two state basis. It is shown that the current operator has nonzero nondiagonal matrix elements both in the charge and the eigenstate basis. It is also shown that the interaction of the qubit with its own LC resonator has a noticeable influence on the qubit energies. The influence of the junctions asymmetry and the gate capacitance on the matrix elements of the current operator and on the qubit energies are calculated. The results obtained in the paper are important for the circuits where two or more charge qubits are coupled with the aid of inductive coil.

PACS numbers: 03.67.Lx, 85.25.Cp, 85.25.Dg, 85.35.Ds

## I. INTRODUCTION

Josephson-junction charge qubits are known to be candidates for scalable solid-state quantum computing circuits [1], [2], [3]. Here we consider a superconducting charge qubit which consists of two Josephson junctions embedded in a loop with very small inductance  $L$ , typically in the pH range. This insures effective decoupling from the environment. However, in the practical implementation of qubit circuitry it is important to have the loop inductance as much as possible consistent with a proper operation of a qubit. A relative large loop inductance facilitates a qubit control biasing schemes and the formation, control and readout of two-qubit quantum gates. These considerations stimulated some investigations of the role the loop inductance plays in the dynamic properties of charge qubits [4], [5], [6], where for the small loop inductance the corrections to the energy levels due to finite inductance of the loop have been found. The corrections have been obtained by perturbation expansion of the energy over small parameter  $\epsilon = L/L_J$ , where  $L_J$  is the Josephson junction inductance.

For complex Josephson circuit the construction of quantum Hamiltonian which accounts for finite inductances of superconducting loops can be made with the aid of the graph theory [7]. This approach has been developed in [8] for systematic derivation of the Hamiltonian of superconducting circuits and has been applied for the calculations of the effects of the finite loop inductance both for flux [9] and charge [10] qubits.

In principle, the account for a finite loop inductance (even if it is small) requires for the magnetic energy to be included in quantum mechanical Hamiltonian of a qubit from the very beginning. It allows one to obtain the effects of the interaction between two-level qubit and its own LC circuit. In addition it allows a correct definition of the current operator in terms of its matrix elements in a two level basis.

In this paper we investigate the effect of finite loop inductance and gate capacitance for an asymmetric charge qubit, which consists of two Josephson junctions embedded in a superconducting loop.

The construction of exact Lagrangian and Hamiltonian for the charge qubit is given in Section II and Section III, respectively. The approximation for exact Hamiltonian for small  $L$  is made in Section IV. It is shown that Hamiltonian is decomposed in three parts: qubit part, LC-oscillator part and the qubit-LC oscillator interaction part. In this approximation the energy levels of the charge qubit are explicitly dependent on the gate capacitance and

critical current asymmetry and , in addition, are shifted due to vacuum fluctuations of LC oscillator. The current operator both in charge and in eigenstate basis is obtained in Section V. It is shown that the asymmetry of critical currents of the Josephson junctions results in additional terms in the operator of critical current. The corrections to the qubit energies due to its interaction with LC circuit and their dependence on critical current asymmetry and on gate capacitance are calculated in Section VI.

## II. LAGRANGIAN FOR THE CHARGE QUBIT

We consider here a charge qubit in the arrangement, which has been first proposed in [1] (see Fig.1). The qubit consists of two Josephson junctions in a loop with very small inductance  $L$ , typically in the pH range. This insures effective decoupling from the environment. As a general case we assume that two junctions have different critical currents  $I_{c1}, I_{c2}$  and capacitance  $C_1, C_2$ . The Josephson energy  $E_J = I_c \phi_0/2$ , where  $\phi_0 = h/2e$  is the flux quantum, is assumed to be much less than the Coulomb energy  $E_C = (2e)^2/2C$ , so that the charge at the gate is well defined.

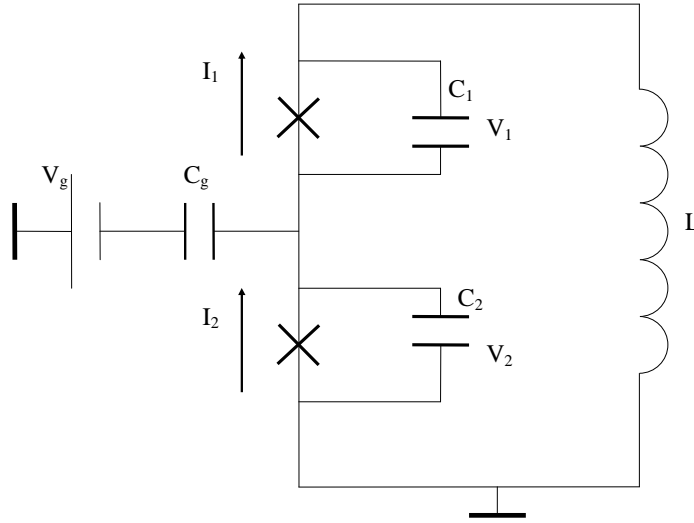


FIG. 1: Charge qubit with inductance coil.

tance  $L$ , typically in the pH range. This insures effective decoupling from the environment. As a general case we assume that two junctions have different critical currents  $I_{c1}, I_{c2}$  and capacitance  $C_1, C_2$ . The Josephson energy  $E_J = I_c \phi_0/2$ , where  $\phi_0 = h/2e$  is the flux quantum, is assumed to be much less than the Coulomb energy  $E_C = (2e)^2/2C$ , so that the charge at the gate is well defined.

The Lagrangian of this qubit is the difference between the charge energy in the junction capacitors and the Josephson plus magnetic energy:

$$L = U - \frac{Q^2}{2C} + E_{J1} \cos \phi_1 + E_{J2} \cos \phi_2 \quad (1)$$

where  $U$  is the electric energy of JJ's and gate capacities

$$U = \frac{C_1 V_1^2}{2} + \frac{C_2 V_2^2}{2} + \frac{C_g V^2}{2}; \quad (2)$$

$= \int V_L dt$ , where  $V_L$  is the voltage drop across the inductance.

In virtue of Josephson relations

$$V_i = \frac{\hbar}{2e} \dot{\varphi}_i; \quad i = 1, 2; \quad V = V_g + \frac{\hbar}{2e} \dot{\varphi}_2 \quad (3)$$

the voltage drop across the inductance is:

$$V_L = V_1 + V_2 \quad \frac{d\varphi_x}{dt} = \frac{d}{dt} \frac{\hbar}{2e} (\dot{\varphi}_1 + \dot{\varphi}_2) \quad (4)$$

where  $\varphi_x$  is the external ux.

In terms of the phases  $\varphi_1, \varphi_2, \varphi_3$  Lagrangian (1) takes the form :

$$L = \frac{\hbar^2}{2(2e)^2} C_1 \dot{\varphi}_1^2 + C_2 \dot{\varphi}_2^2 + \frac{C_g}{2} V_g + \frac{\hbar}{2e} \dot{\varphi}_2^2 + \frac{\hbar^2}{(2e)^2} \frac{(\dot{\varphi}_1 + \dot{\varphi}_2 - \dot{\varphi}_x)^2}{2L} + E_{J1} \cos \varphi_1 + E_{J2} \cos \varphi_1 \quad (5)$$

where  $\dot{\varphi}_x = 2\pi \nu$ .

Next we make the known (Likharev and Averin) redefinition of the Josephson phases:

$\varphi_1 + \varphi_2 = \varphi; \quad \varphi_1 - \varphi_2 = 2\psi$ . Lagrangian (5) takes the form :

$$L = \frac{\hbar^2 (C_1 + C_2)}{2(2e)^2} \dot{\varphi}^2 + \frac{\hbar^2}{4(2e)^2} \dot{\psi}^2 + \frac{\hbar^2 (C_1 - C_2)}{2(2e)^2} \dot{\varphi} \dot{\psi} + \frac{C_g}{2} V_g + \frac{\hbar}{4e} \dot{\varphi} - \frac{\hbar}{2e} \dot{\psi} + \frac{\hbar^2}{(2e)^2} \frac{(\dot{\varphi} - \dot{\psi} - \dot{\varphi}_x)^2}{2L} + (E_{J1} + E_{J2}) \cos \frac{\varphi}{2} \cos \psi + (E_{J2} - E_{J1}) \sin \frac{\varphi}{2} \sin \psi \quad (6)$$

### III. CONSTRUCTION OF HAMILTONIAN

Conjugate variables are defined in a standard way:

$$n_\varphi = \frac{1}{\hbar} \frac{\partial L}{\partial \dot{\varphi}} = \frac{\hbar (C_1 + C_2 + C_g)}{4(2e)^2} \dot{\varphi} + \frac{\hbar (C_1 - C_2 - C_g)}{2(2e)^2} \dot{\psi} + \frac{C_g V_g}{4e} \quad (7)$$

$$n_\psi = \frac{1}{\hbar} \frac{\partial L}{\partial \dot{\psi}} = \frac{\hbar (C_1 + C_2 + C_g)}{(2e)^2} \dot{\varphi} + \frac{\hbar (C_1 - C_2 - C_g)}{2(2e)^2} \dot{\psi} - \frac{C_g V_g}{2e} \quad (8)$$

From these equations we express phases in terms of conjugate variables:

$$\phi_- = \frac{E_C}{2} n, \quad \phi_+ = \frac{n_g}{2} (n + n_g) \quad (9)$$

$$\phi_- = \frac{E_C}{2} n, \quad \phi_+ = \frac{n_g}{2} (n + n_g) \quad (10)$$

where  $E_C = (2e)^2/2C$ ,  $C = C_1(C_2 + C_g)$ ,  $C_1 = (C_g + C_2 - C_1) = C$ ,  $C = C_1 + C_2 + C_g$ ,  $n_g = C_g V_g / 2e$ .

Now we construct Hamiltonian:

$$H = \hbar \dot{\phi}_- + \hbar \dot{\phi}_+ - L \quad (11)$$

Eliminating time derivatives of the phases from (11) with the aid of (10), (9), we obtain the final expression for Hamiltonian of the asymmetric charge qubit:

$$H = E_C n, \quad \frac{n_g^2}{2} + \frac{E_C}{4} (n + n_g)^2 + E_C n, \quad \frac{n_g}{2} (n + n_g) \quad (12)$$

$$2E_J \cos \frac{\phi_-}{2} \cos \frac{\phi_+}{2} \sin \frac{\phi_-}{2} \sin \frac{\phi_+}{2} + E_J \frac{(\phi_- - \phi_+)^2}{2} - \frac{(2e)^2}{2C_g} n_g^2$$

where  $E_J = \Phi_0 I_C / 2$ ,  $I_C = (I_{C1} + I_{C2})/2$ ,  $I_{C1} = (I_{C2} - I_{C1}) = I_C$ ,  $I_{C2} = 2 I I_C = \Phi_0$ .

The first two equations of motion

$$\dot{\phi}_- = \frac{1}{\hbar} \frac{\partial H}{\partial n}; \quad \dot{\phi}_+ = \frac{1}{\hbar} \frac{\partial H}{\partial n_g}$$

are given by Eqs. (9) and (10). Two other equations are as follows:

$$\dot{n} = \frac{1}{\hbar} \frac{\partial H}{\partial \phi_-} = \frac{2E_J}{\hbar} \cos \frac{\phi_-}{2} \sin \frac{\phi_+}{2} + \frac{E_J}{\hbar} \sin \frac{\phi_-}{2} \cos \frac{\phi_+}{2} \quad (13)$$

$$\dot{n}_g = \frac{1}{\hbar} \frac{\partial H}{\partial \phi_+} = \frac{E_J}{\hbar} \sin \frac{\phi_-}{2} \cos \frac{\phi_+}{2} + \frac{E_J}{\hbar} \cos \frac{\phi_-}{2} \sin \frac{\phi_+}{2} - \frac{E_J}{\hbar} \frac{\phi_- - \phi_+}{2} \quad (14)$$

Below we consider Hamiltonian (12) as quantum mechanical with commutator relations imposed on its variables

$$[\phi_-, n] = i; \quad [\phi_+, n_g] = i \quad (15)$$

where  $n = i\hbar \partial / \partial \phi_-$ ,  $n_g = i\hbar \partial / \partial \phi_+$ .

#### IV . A P P R O X I M A T I O N T O Q U A N T U M M E C H A N I C A L H A M I L T O N I A N

Obviously, Hamiltonian (12) is 2D nonlinear oscillator. We assume  $L$  is small, so that its frequency  $(LC)^{-1/2} \gg E_J = \hbar$ . Therefore we can consider  $\phi$  as fast variable with fast oscillations near the point  $\phi_c$ , the minimum of potential  $U(\phi; n)$  (see (12)):

$$U(\phi; n) = 2E_J \cos \frac{\phi}{2} \cos \frac{\phi_c}{2} - E_J \sin \frac{\phi}{2} \sin \frac{\phi_c}{2} + E_J \frac{(\phi - \phi_c)^2}{2} \quad (16)$$

We single out of this potential the fast variable  $\phi$ , which describes the interaction of the qubit with its own LC circuit.

The point of minimum  $\phi_c$  of  $U(\phi; n)$  (16) with respect to  $\phi$  is defined from  $\partial U / \partial \phi = 0$ :

$$\phi_c = \phi_x - \sin \frac{\phi_c}{2} \cos \frac{\phi_c}{2} + \frac{\phi_c}{2} \cos \frac{\phi_c}{2} \sin \frac{\phi_c}{2} \quad (17)$$

In what follows we consider  $\phi$  as slow variable and expand  $U(\phi; n)$  near the point of minimum to the third order in  $\phi$  ( $\phi = \phi_c + \delta$ ). In the vicinity of  $\phi_c$  the potential  $U(\phi; n)$  can be written as:

$$U(\phi; n) = U(\phi_c; n) + \frac{E_J}{2} \left( 1 + \frac{\phi_c}{2} \cos \frac{\phi_c}{2} \cos \frac{\phi_c}{2} + \frac{\phi_c}{4} \sin \frac{\phi_c}{2} \sin \frac{\phi_c}{2} \right) \delta^2 + \frac{E_J}{24} \delta^3 \left( \sin \frac{\phi_c}{2} \cos \frac{\phi_c}{2} - \frac{\phi_c}{2} \cos \frac{\phi_c}{2} \sin \frac{\phi_c}{2} \right) \quad (18)$$

where  $\delta$  is the operator conjugate to  $n$ .

With the aid of (17) we write  $U(\phi_c; n)$  to the first order in  $\phi$ :

$$U(\phi_c; n) = U(\phi_x; n) = 2E_J \cos \frac{\phi_x}{2} \cos \frac{\phi_x}{2} - E_J \sin \frac{\phi_x}{2} \sin \frac{\phi_x}{2} + \frac{E_J}{2} \sin^2 \frac{\phi_x}{2} \cos^2 \frac{\phi_x}{2} - \frac{\phi_x}{4} \sin \phi_x \sin 2\phi_x + \frac{\phi_x^2}{4} \cos^2 \frac{\phi_x}{2} \sin^2 \frac{\phi_x}{2} \quad (19)$$

Therefore, we decompose Hamiltonian (12) into oscillator, qubit and interaction parts:  $H = H_{osc} + H_{qb} + H_{int}$ , where

$$H_{osc} = E_C n^2 + \frac{E_J}{2} \phi^2 - E_C (1 - \cos \phi) n_g n, \quad (20)$$

$$H_{qb} = \frac{E_C}{4} (n + n_g)^2 - \frac{E_C}{2} n_g (n + n_g) + U(\phi_x; n) \quad (21)$$

$$\begin{aligned}
H_{int} = E_C \left[ n, n + \frac{E_J}{4} \cos \frac{\phi}{2} \cos \frac{\phi}{2} + \frac{E_J}{2} \sin \frac{\phi}{2} \sin \frac{\phi}{2} \right. \\
+ \frac{E_J}{24} \sin \frac{\phi}{2} \cos \frac{\phi}{2} \cos \frac{\phi}{2} - \frac{E_J}{2} \cos \frac{\phi}{2} \sin \frac{\phi}{2} \sin \frac{\phi}{2} \\
+ \frac{E_J}{8} \sin^2 \frac{\phi}{2} \cos^2 \frac{\phi}{2} - \frac{E_J}{8} \sin \frac{\phi}{2} \cos \frac{\phi}{2} \sin \frac{\phi}{2} + \frac{E_J}{8} \cos^2 \frac{\phi}{2} \sin^2 \frac{\phi}{2} \\
\left. + \frac{E_J}{96} \sin^3 \frac{\phi}{2} \cos^2 \frac{\phi}{2} - \frac{E_J}{2} \cos \frac{\phi}{2} \sin \frac{\phi}{2} \sin^2 \frac{\phi}{2} - \frac{E_J}{4} \sin \frac{\phi}{2} \cos^2 \frac{\phi}{2} \sin^2 \frac{\phi}{2} \right]
\end{aligned} \quad (22)$$

In the above equations we disregard the constant term which is proportional to  $n_g^2$ .

The first term in (22) describes the interaction of the phase variables of the qubit,  $\phi$  and  $\phi_g$  via the gate, the other terms are responsible for the interaction of the qubit with its own LC circuit.

#### A. Two-level approximation

First we quantize (20) according to  $(n, \phi) = (i, \phi)$ :

$$\phi = \frac{1}{\sqrt{2}} \sqrt{\frac{2 E_C}{E_J}} (a^\dagger + a); \quad n = \frac{1}{i} \sqrt{\frac{E_J}{2 E_C}} (a^\dagger - a) \quad (23)$$

where  $[a, a^\dagger] = 1$ .

In addition, we use the two level approximation in the charge basis:  $n = \frac{1}{2} (1 + \sigma_z)$ ;  $\cos \frac{\phi}{2} = \frac{1}{2} (1 + \sigma_x)$ ;  $\sin \frac{\phi}{2} = \frac{1}{2} (1 - \sigma_y)$  with Pauli operators

$$\begin{aligned}
\sigma_z |i\rangle &= |i\rangle; \quad \sigma_z |j\rangle = -|j\rangle; \\
\sigma_x |i\rangle &= |j\rangle; \quad \sigma_x |j\rangle = |i\rangle; \\
\sigma_y |i\rangle &= i|j\rangle; \quad \sigma_y |j\rangle = -i|i\rangle;
\end{aligned} \quad (24)$$

In this approximation  $\sin^2 \frac{\phi}{2} = \cos^2 \frac{\phi}{2} = 0$ , since these operators couple charge states which differs by two Cooper pairs. Therefore,  $\cos^2 \frac{\phi}{2} = \sin^2 \frac{\phi}{2} = 1/2$ .

Now we write down Hamiltonian (20,21, 22) within two level subspace in terms of Pauli operators  $\sigma_x; \sigma_y; \sigma_z$  and oscillator operators  $a^\dagger; a$ .

We obtain the following result:

$$H = W_0 + H_{osc} + H_{qb} + H_{int} \quad (25)$$

where

$$W_0 = \frac{E_C}{32} \cos^2 \frac{\phi}{2} \quad (26)$$

$$\begin{aligned}
H_{\text{osc}} = E_0 a^\dagger a + \frac{1}{2} \left( \frac{E_C}{\Phi} \right)^{\frac{h}{2}} (1 + 2n_g) a^\dagger a \\
+ \frac{E_J}{64} \left( \frac{2}{\Phi} \right)^2 \left( 1 + \frac{2}{8} \right) \cos' \frac{x}{2} (a^\dagger + a)^2 \\
+ \frac{E_J}{384} \left( \frac{2}{\Phi} \right)^3 \left( 1 + \frac{2}{4} \right) \sin' \frac{x}{2} (a^\dagger + a)^3
\end{aligned} \quad (27)$$

$$H_{\text{qb}} = \frac{E_C}{8} (1 + 2(1 + 2n_g) z) + E_J \cos' \frac{x}{2} + E_J \frac{1}{2} \sin' \frac{x}{2} \quad (28)$$

$$\begin{aligned}
H_{\text{int}} = \frac{i}{2^{3/2}} \frac{E_C}{8} a^\dagger a z + E_J \frac{1}{16} \cos' \frac{x}{2} + E_J \frac{1}{2} \sin' \frac{x}{2} (a^\dagger + a)^2 \\
+ E_J \frac{1}{96} \left( \frac{2}{\Phi} \right)^3 \sin' \frac{x}{2} + E_J \frac{1}{2} \cos' \frac{x}{2} (a^\dagger + a)^3
\end{aligned} \quad (29)$$

where

$$E_0 = \frac{2E_C E_J}{\Phi^{1/2}}; \quad \frac{2}{\Phi} = \frac{2 E_C}{E_J} \Phi^{1/4}$$

B . The energy levels of the charge qubit

Here we neglect the interaction of the qubit with its own LC circuit. It is justified if is sufficiently small so that the energy levels of the qubit oscillator are located much higher than the ground level of the qubit. The approximation we make here is to average Hamiltonian (25) over the vacuum state,  $a^\dagger a = 0$ , of the qubit oscillator. The result is as follows:

$$H = W + \frac{1}{2} A_x + \frac{1}{2} B_y + \frac{1}{2} C_z \quad (30)$$

where

$$W = \frac{1}{32} E_C \left( \frac{2}{\Phi} \right)^2 \left( 1 + \frac{2}{8} \right) \cos' \frac{x}{2} \quad (31)$$

$$A = 2E_J \left( 1 + \frac{2}{16} \right) \cos' \frac{x}{2} \quad (32)$$

$$B = E_J \left( 1 + \frac{2}{16} \right) \sin' \frac{x}{2} \quad (33)$$

$$C = \frac{E_C}{4} [1 + 2(1 + 2n_g)] \quad (34)$$



Hamiltonian (30) has the corrections on the order of  $\frac{1}{2} \frac{E_C}{E_J}$  which are due to the vacuum fluctuations of the LC oscillator. Since in a charge qubit  $E_C \gg E_J$  these corrections in principle might be not very small.

Hamiltonian (30) can be made diagonal in the eigenbasis with the aid of the matrix [6]:

$$\mathcal{S} = \begin{pmatrix} \cos \frac{\theta}{2} & e^{-i\phi} \sin \frac{\theta}{2} \\ e^{i\phi} \sin \frac{\theta}{2} & \cos \frac{\theta}{2} \end{pmatrix} \quad (35)$$

where  $\sin \frac{\theta}{2} = \frac{E_C}{\sqrt{E_C^2 + E_J^2}}$ ,  $\cos \frac{\theta}{2} = \frac{E_J}{\sqrt{E_C^2 + E_J^2}}$ ,  $\sin \phi = \frac{B}{A}$ ,  $\cos \phi = \frac{C}{A}$ ;  $\theta = \arccos \frac{E_J}{\sqrt{E_C^2 + E_J^2}}$ ,  $\phi = \arctan \frac{B}{C}$ .

The qubit Hamiltonian in eigenstate basis, therefore, reads:

$$\mathcal{S}^{-1} H \mathcal{S} = W \quad \frac{1}{2} E_z \quad (36)$$

where  $W$  is given by (31) and

$$E = \frac{1}{2} \left[ 4E_J^2 \cos^2 \frac{\theta}{2} + \frac{E_C^2}{4} \sin^2 \frac{\theta}{2} \right] \quad (37)$$

As is seen from (37) the energies of the charge qubit account for its full asymmetry and are explicitly dependent on the inductance and on the gate capacitance.

## V. CURRENT OPERATOR

From the first principles the average current in the loop is equal to the first derivative of the eigenenergy relative to the external flux:

$$I = \frac{\partial E_n}{\partial \Phi} \quad (38)$$

This expression can be rewritten in terms of exact Hamiltonian of a system:

$$I = \text{Im} \left[ \frac{\partial \hat{H}}{\partial \Phi} \right] \quad (39)$$

From (39) we would make ansatz that the current operator is as follows:

$$\hat{I} = \frac{\partial \hat{H}}{\partial \Phi} \quad (40)$$

However (40) is not a consequence of (39). Therefore, the ansatz (40) must be proved in every case, since the current operator in the form of Eq. (40) has to be consistent with its definition in terms of variables of Hamiltonian  $H$ . The prove for our case is given below.

The current operator across every junction is a sum of a supercurrent and a current through the capacitor:

$$\hat{I}_i = I_{C_i} \sin' \varphi_i + \frac{\hbar}{2e} C_i' \dot{\varphi}_i \quad (i=1,2) \quad (41)$$

We are interested in the current through the inductance coil,  $I_1$  in (41) (see Fig.1).

Direct calculation of  $I_1$  with the aid of (9,10,14,13) yield the result:

$$I_1 = I_C \frac{\hbar}{2e} \dot{\varphi}_x \quad (42)$$

which is independent of parameters of a particular junction in the loop. From the other hand the expression (42) can be obtained from our Hamiltonian (12) with the aid of (40). Therefore, the equation (40) gives us the true expression for the current operator. It is important to note that the proper expression for the current operator (42) cannot be obtained without magnetic energy term in the original Lagrangian (1).

It follows from (12) and (42) that  $\hat{I}; \hat{H} \neq 0$ . Therefore, an eigenstate of  $H$  cannot possess a definite current value.

For the charge qubit the current operator can be obtained from (30) with the aid of its definition (40):

$$\hat{p} = \frac{2}{\hbar} \frac{\partial W}{\partial \dot{\varphi}_x} + \frac{1}{\hbar} \frac{\partial W}{\partial \dot{\varphi}_y} = \frac{2}{\hbar} \frac{\partial W}{\partial \dot{\varphi}_x} + \frac{1}{\hbar} \frac{\partial W}{\partial \dot{\varphi}_y} \quad (43)$$

The transformation of (43) in the eigenstate basis yield the result:

$$\hat{p} = I_0 + I_z \hat{\sigma}_z + I_x \hat{\sigma}_x + I_y \hat{\sigma}_y \quad (44)$$

where

$$I_0 = \frac{2}{\hbar} \frac{\partial W}{\partial \dot{\varphi}_x} \quad (45)$$

$$I_z = \frac{1}{2} \frac{\partial E}{\partial \dot{\varphi}_x} = -\frac{E_J}{2} \frac{1}{4} \left( 1 - \frac{1}{16} \sin^2 \varphi_x \right) \quad (46)$$

$$I_x = -\frac{E_J}{2} \frac{1}{16} \sin^2 \varphi_x \frac{\frac{\hbar}{2} \left( \frac{1}{4} + \frac{C}{E} \frac{1}{4} \right) \cos^2 \frac{\varphi_x}{2}}{\cos^2 \frac{\varphi_x}{2} + \frac{1}{4} \sin^2 \frac{\varphi_x}{2}} \quad (47)$$

$$I_y = -\frac{E_J}{2} \frac{1}{16} \cos^2 \varphi_x \frac{\frac{\hbar}{2} \left( 1 + \frac{C}{E} \frac{1}{4} \right) \sin^2 \frac{\varphi_x}{2}}{\cos^2 \frac{\varphi_x}{2} + \frac{1}{4} \sin^2 \frac{\varphi_x}{2}} \quad (48)$$

Therefore, the current operator is not diagonal neither in the charge basis nor in eigenstate basis. If we neglect the inductance and the current asymmetry ( $\phi = 0$ ,  $\phi = 0$ ), we obtain:

$$I_Y = 0,$$

$$I_Z = -\frac{E_J^2}{E_0 E} \sin' \phi_x \quad (49)$$

$$I_X = -\frac{E_J C}{E_0 E} \sin \frac{\phi_x}{2} \quad (50)$$

where

$$E = \frac{r}{4E_J^2 \cos^2 \frac{\phi_x}{2} + C^2} \quad (51)$$

The existence of non-diagonal elements of the current operator in eigenstate basis is important if we consider the inductive coupling of several qubits.

## VII. INTERACTION OF THE CHARGE QUBIT WITH ITS OWN LC CIRCUIT. CORRECTIONS TO THE QUBIT ENERGIES

Here we enlarge the Hilbert space to add to two qubit states two photon states of LC resonator,  $a^\dagger a = 0, 1$ . The transformed Hamiltonian (25), which accounts for transitions between ground and excited state of LC resonator will read:

$$\begin{aligned} \hat{H} = & W + P a^\dagger a + Q_1 a^\dagger a + Q_2 a^\dagger + a \\ & + \frac{1}{2} E_z + R a^\dagger a (C_z + A_x + B_y) \\ & + S a^\dagger + a (Z_z + X_x + Y_y) + T a^\dagger a \left[ \frac{AC}{\mu^2} x + \frac{BC}{\mu^2} y \right] \end{aligned} \quad (52)$$

where

$$P = E_0 + \frac{E_J^2}{32} \left( 1 + \frac{2}{8} \right) \left( 1 - \frac{2}{8} \cos' \phi_x \right) \quad (53)$$

$$Q_1 = \frac{E_C}{2} \left[ \frac{1}{2} (1 - \frac{2}{8}) n_g \right] \quad (54)$$

$$Q_2 = \frac{E_J^3}{128} \left( 1 - \frac{2}{4} \right) \sin' \phi_x \quad (55)$$

$$R = \frac{i}{2} \frac{E_C}{E} \quad (56)$$

$$S = \frac{3}{32} \frac{P}{2} \frac{1}{16} \quad (57)$$

$$Z = \frac{AB}{E} \frac{2}{4} \quad (58)$$

$$X = B \left( 1 + \frac{A^2 \frac{2}{4} \frac{1}{16} \frac{1}{16} \frac{C}{E}}{n^2} \right) A \quad (59)$$

$$Y = A \left( 1 + \frac{\frac{2}{4} \frac{1}{16} \frac{A^2 + B^2 \frac{C}{E}}{n^2} \right) A \quad (60)$$

$$T = \frac{n^2}{E} \frac{2}{16} \frac{1}{16} \quad (61)$$

The operators  $x; y; z$  are defined on the eigenstates  $|j\rangle, |j\rangle$ :

$$\begin{aligned} z |j\rangle &= j |j\rangle; \quad z |j\rangle = -j |j\rangle; \\ x |j\rangle &= |j+1\rangle; \quad x |j\rangle = |j-1\rangle; \\ y |j\rangle &= i |j+1\rangle; \quad y |j\rangle = -i |j-1\rangle \end{aligned} \quad (62)$$

In addition, we restrict photon subspace to photon numbers  $n=0,1$ . The basis set for our photon+ qubit system is:

$$\begin{aligned} |j\rangle &= |j\rangle |j\rangle; \quad |j\rangle = |j\rangle |j\rangle; \\ |j\rangle &= |j\rangle |j\rangle; \quad |j\rangle = |j\rangle |j\rangle \end{aligned} \quad (63)$$

Within this basis the wave function for Hamiltonian (52) is decomposed as:

$$= a |j\rangle + b |j\rangle + c |j\rangle + d |j\rangle \quad (64)$$

The Schrodinger equation  $H = E$  takes the form :

$$\begin{aligned} & a \left( W + \frac{1}{2} E + c(Q_2 - Q_1 - RC + SZ) \right) d(RA + iRB - SX + iSY) |j\rangle \\ & + b \left( W + \frac{1}{2} E + c(RA + iRB + SX + iSY) \right) + d(Q_2 - Q_1 + RC - SZ) |j\rangle \\ & + [a(Q_1 + Q_2 + RC + SZ) + b(RA + iRB + SX - iSY) \\ & + c(W + P - \frac{1}{2} E + T - E - d \frac{TC}{n^2} (A + iB))] |j\rangle \\ & + [a(RA - iRB + SX + iSY) + b(Q_1 + Q_2 - RC - SZ) \\ & - c \frac{TC}{n^2} (A - iB) + d(W + P + \frac{1}{2} E - T - E)] |j\rangle = 0 \end{aligned} \quad (65)$$

The energy levels are defined by equating of the determinant of this equation to zero. In order to simplify the problem we assume the inductance of the qubit is very small. In this limit we may put  $W = 0, P = E_0, Q_2 = 0, S = 0, T = 0$ . The Hamiltonian (52) is reduced to:

$$H = E_0 a^\dagger a + Q_1 a^\dagger a - \frac{1}{2} E_z + R a^\dagger a (C_z + A_x - B_y) \quad (66)$$

It is important that the inductance cannot be eliminated at all in the two photon approximation, since the quantity  $\chi$  is in the denominators of  $E_0$  and  $R$ . The Schrodinger equation for Hamiltonian (66) is as follows:

$$\begin{aligned} & a - \frac{1}{2} E_z - E_0 + c(Q_1 - RC) - dR(A + iB) - j\Phi = 0 \\ & + b \frac{1}{2} E_z - E_0 + cR(A + iB) + d(Q_1 + RC) - j\Phi = 0 \\ & + a(Q_1 + RC) + bR(A + iB) + cE_0 - \frac{1}{2} E_z - E_0 - j\Phi = 0 \\ & + aR(A - iB) + b(Q_1 - RC) + dE_0 + \frac{1}{2} E_z - E_0 - j\Phi = 0 \end{aligned} \quad (67)$$

The energy levels are defined by equating of the determinant of the following matrix to zero:

$$\begin{vmatrix} \frac{1}{2} E_z - E_0 & 0 & Q_1 - RC & R(A + iB) \\ 0 & \frac{1}{2} E_z - E_0 & R(A - iB) & Q_1 + RC \\ Q_1 + RC & R(A + iB) & E_0 - \frac{1}{2} E_z - E_0 & 0 \\ R(A - iB) & Q_1 - RC & 0 & E_0 + \frac{1}{2} E_z - E_0 \end{vmatrix} = 0 \quad (68)$$

Below we calculate the energies for the following set of the qubit parameters:  $E_J = 4.64 \cdot 10^{-24} \text{ J}, E_C = 10E_J, n_g = 0.5; \chi = 0.1$ . The calculations have been performed for two cases. For noninteracting qubit we used the expression (37), where the LC circuit only renormalizes the energy due to the vacuum fluctuations of LC oscillator (factor  $\chi$  in (37)). For the qubit which interacts with its own LC circuit we solved the equation (68).

The plots of the qubit energy levels are shown on Fig.2. As is seen from these plots the finite value of  $\chi$ , though it is rather small, modifies the gap between ground and first excited energy levels. The calculations show that at the point  $\chi = 0$ , where the gap is minimum, the gap for noninteracting qubit is  $E = 0.14E_J$ . The interaction of the qubit with its LC circuit reduces the gap to  $E = 0.11E_J$ .

The dependance of minimum gap (at the point  $n_g = 0.5, \chi = 0$ ) on  $\chi$  is shown on Fig.3. As is seen from Fig.3 the noninteracting qubit is slightly modified by the inductance. A small reduction of the gap with the increase of  $\chi$  is due to the factor  $\chi$  in (37). However,

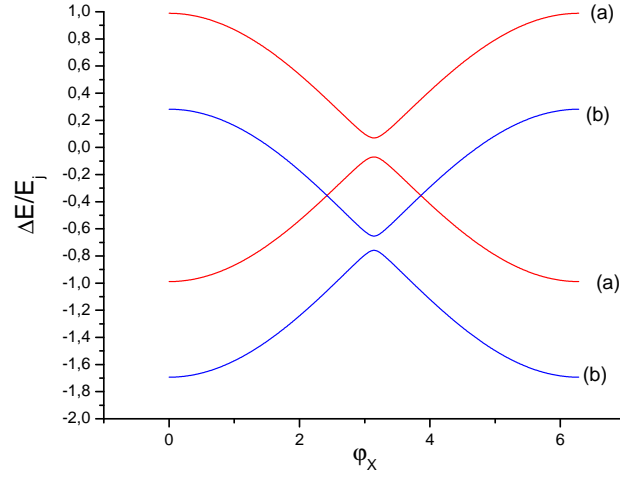


FIG .2: The plots of qubit energies vs magnetic flux  $\phi_x$  for  $\gamma = 0.01$ ,  $\gamma = 0.001$ . The red curves (a) are the ground and excited states for a qubit which does not interact with its LC resonator. The blue curves (b) are the same as (a) but for a qubit which interacts with its LC resonator.

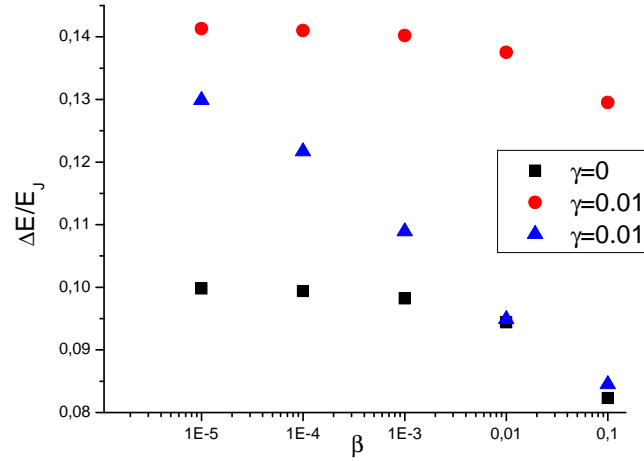


FIG .3: The dependence of minimum gap on  $\beta$ . The black boxes and red circles are calculated for noninteracting qubit. The blue triangles are those for interacting qubit.

the reduction of the gap with the increase of  $\beta$  for interacting qubit is much more significant (black triangles on Fig.3). It is important to note that this effect is more pronounced for relative large  $\beta$ 's. For  $\beta = 0$  the interaction with LC circuit does not alter the energies (compared to those for noninteracting case).

Acknowledgements

Ya. S. Greenberg acknowledges the financial support from Deutsche Forschungsgemeinschaft.

---

- [1] Yu. Makhlin, G. Schon, A. Shnirman, Nature 398, 305 (1999).
- [2] Y. Nakamura, Yu. A. Pashkin, J. S. Tsai, Nature (London) 398, 786 (1999).
- [3] Yu. Makhlin, G. Schon, and A. Shnirman, Rev. Mod. Phys. 73, 357 (2001).
- [4] J. Q. You, C. H. Lam, H. Z. Zheng, Phys. Rev. B 63, 180501(R) (2001).
- [5] J. Q. You, J. S. Tsai, and F. Nori, Phys. Rev. Lett. 89, 197902 (2002).
- [6] W. Kreck et al. Phys. Lett. A 303, 352 (2002).
- [7] M. Devoret, Quantum fluctuation in electrical circuits, Les Houches, Session LXIII (1995).
- [8] G. Burkard, R. H. Koch, D. P. DiVincenzo, Phys. Rev. B 69, 064503 (2004).
- [9] G. Burkard, D. P. DiVincenzo, P. Bertet, I. Chiorescu, and J. E. Mooij, Phys. Rev. B 71, 134504 (2005).
- [10] G. Burkard, Phys. Rev. B 71, 144511 (2005).