

Phenomenological model of protected behavior in the pseudogap state of underdoped cuprate superconductors.

Victor Barzykin

Department of Physics and Astronomy, University of Tennessee, Knoxville, TN 37996

David Pines

MS-D O, MS G 754, Los Alamos National Laboratory, Los Alamos, NM 87545 and
Department of Physics, University of California, Davis, CA 95616

By extending previous work on the scaling of low frequency magnetic properties of the 2-1-4 cuprates to the 1-2-3 materials, we arrive at a consistent phenomenological description of protected behavior in the pseudogap state of the magnetically underdoped cuprates. Between zero hole doping and a doping level of 0.22 it reflects the presence of a mixture of an insulating spin liquid that produces the measured magnetic scaling behavior and a Fermi liquid that becomes superconducting for doping levels $x > 0.06$. Our analysis suggests the existence of two quantum critical points, at doping levels, $x = 0.05$ and $x = 0.22$, and that d-wave superconductivity in the pseudogap region arises from quasiparticle-spin liquid interaction, i.e. magnetic interactions between quasiparticles in the Fermi liquid induced by their coupling to the spin liquid excitations.

PACS numbers: 74.20.Mn, 75.40.Cx, 75.40.Gb, 76.60.-k

Almost 20 years after the discovery of high- T_c cuprates, there is still no consensus on the origin of superconductivity in these materials. In a large part this is due to an incomplete understanding of the normal state of matter from which it arises. In the present communication we address this issue through a careful analysis of their measured low frequency magnetic properties. We show that the scaling behavior found early on in the temperature-dependent component of the static uniform planar susceptibility for the 2-1-4 materials [1, 2] extends to the 1-2-3 materials, and reflects the presence of a spin liquid that dominates the low frequency magnetic properties of the normal state from zero doping to doping levels of order 0.22, the pseudogap region [3]. Quite remarkably, this universal part of the static response agrees very well with the theoretical Monte Carlo calculations for the 2D Heisenberg model [4] (see Fig. 1). There is, moreover, a second component present in the Cu-O planes throughout this doping range; it is a Fermi liquid, whose temperature independent contribution to the uniform susceptibility is doping dependent [1, 2] because of the doping-dependent changes in the relative fractions of spin liquid and Fermi liquid [1, 2, 5]. We are thus led to a two-component phenomenological description of the low frequency magnetic properties in the pseudogap phase that provides a unified account of their behavior, including the crossover seen in their dynamic properties [6, 7] at a temperature comparable to that at which the spin liquid susceptibility displays a maximum. Our analysis suggests that in the superconducting state it is the doping dependent Fermi liquid component that forms the superconducting condensate, so that the doping dependence seen in the magnetic measurements will be directly reflected in the doping dependence of the superconducting condensate seen in penetration depth and other experiments. We further find (see Fig. 2), from our analysis of the spin-lattice relaxation rate measured in NMR

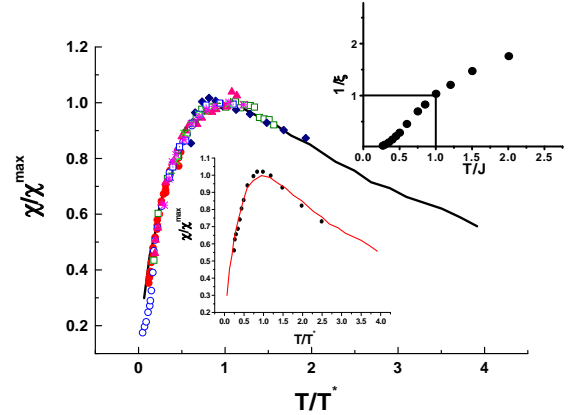


FIG. 1: Scaling for the ^{63}Cu Knight shift in $\text{YBa}_2\text{Cu}_3\text{O}_7$ [8], $\text{YBa}_2\text{Cu}_4\text{O}_8$ [9, 10, 11], $\text{YBa}_2\text{Cu}_3\text{O}_{6.63}$ [12], and $\text{Y}_{1-x}\text{Pr}_x\text{Ba}_2\text{Cu}_3\text{O}_7$ ($x = 0.05; 0.1; 0.15; 0.2$) [13], compared to the scaling function obtained by Nakano et al. [2] (solid line) for the bulk spin susceptibility in $\text{La}_{2-x}\text{Sr}_x\text{CuO}_4$. T^* is the temperature at which the Knight shift has a maximum. The lower inset shows comparison of Nakano et al. [2] scaling function (solid line) to the Heisenberg model numerical calculations of Maćevic and Ding [4] (solid circles). The upper inset shows the numerical results for the correlation length [4], which show that $\xi' = 1$ at temperature $T' = J$.

experiments on both the 1-2-3 and 2-1-4 materials that in the absence of superconductivity there are two candidate quantum critical points (QCP) associated with the pseudogap matter. One suggested QCP is at a doping level 0.22; it marks a $T = 0$ quantum phase transition from the conducting Fermi liquid on the right-hand side (rhs) to pseudogap matter, in which a portion of the quasiparticle Fermi surface has lost its low frequency

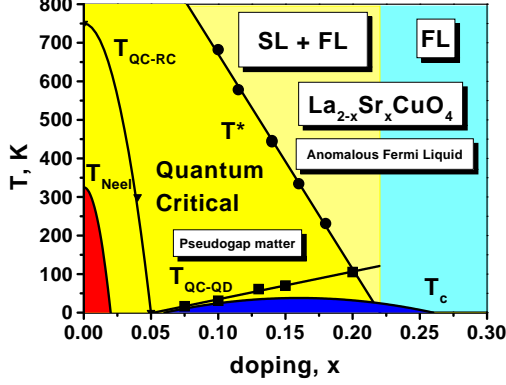


FIG. 2: The phase diagram for high- T_c cuprate superconductors. $T^*(x)$ corresponds to a crossover at $(T/x) = 1$ to the strongly correlated phase in the spin liquid. T_{QC-QD} is the spin liquid crossover from the quantum critical (QC) to quantum disordered (QD), or gapped spin liquid, regime. T_{QC-RC} is the spin liquid crossover from the QC to renormalized classical (RC) regime.

spectral weight, becoming localized in an insulating spin liquid that coexists with the remaining Fermi liquid component. The second proposed QCP, previously identified by Ohsugi et al. [14], is at $x = 0.05$ and marks a transition between two different quantum states of the spin liquid; a quantum disordered phase on the rhs, which could be spin glass [15], and a magnetically ordered spin liquid on the left-hand side (lhs). The Fermi liquid is a bystander in this transition. There are several different ways in which such a transition could occur. For example, the transition could be weak first order. Therefore, we do not attempt the precise analysis of this question in the paper. Rather, we show the presence of two components in the spin dynamics at moderate doping levels, and note that there is a change in its dynamics in the vicinity of a doping level of 0.05, which makes it a candidate for a QCP. The two-component spin dynamics is we believe already present at high energies of the order of J .

We note that the presence of two critical points, and not just one, does not contradict finding a first order Mott transition, but rather confirms it. A proper thermodynamic variable for such a transition would not be doping, but rather the chemical potential or pressure. In some sense, doping is similar to volume for the first order liquid-gas transition, so on general grounds one would expect a region of phase separation as a function of doping x , rather than a sharp first-order transition. This point has been made by Lev Gor'kov in many publications [16, 17]. Essentially our phase diagram implies the onset of a phase separation regime at $x = 0.05$ that persists up to $x = 0.22$, a view point that is confirmed by La NMR in La_2CuO_{4+x} [18]. The lower critical point

corresponds to the onset of the phase separation behavior. At the second critical point the phase separation and the SL disappears. Quite generally, it follows from the two-component picture that the transition to a gapped spin liquid can be either percolation type or stripe type, where the correlation length is limited by finite size of the domain. The details and the energetics of how the domain order appears at low dopings will determine the nature of the critical point at low doping level.

We begin our analysis by writing the low frequency dynamic spin susceptibility in a simple two-component form:

$$\chi(q; \omega) = f(x) \chi_{SL}(q; \omega) + [1 - f(x)] \chi_{FL}(q; \omega); \quad (1)$$

where $f(x)$ is the fraction of spin liquid (SL), $1 - f(x)$ that of a 2D Fermi liquid (FL). In the static long wavelength limit, the Fermi liquid bulk susceptibility, χ_{FL} , is both temperature and doping independent. When its contribution is subtracted from the experimental data for the bulk spin susceptibility we find, as shown in Fig. 1, that the 1-2-3 materials show the same scaling behavior with T , the temperature at which the spin liquid bulk susceptibility is maximum, as had earlier been proposed for the 2-1-4 materials [1, 2]. Not only is this scaling behavior universal, but χ_{SL} follows very well the calculated [4] bulk spin susceptibility for the Heisenberg model with a doping-dependent exchange constant $J(x) \propto T^*(x)$. The spin liquid contribution,

$$f(x) \chi_{SL}(T) = \chi_{max} \sim (T = T^*(x)); \quad (2)$$

is a universal function of $T = T^*$.

A simple explanation for the scaling law found in the static susceptibility of the spin liquid is that as holes are added to the Cu-O plane, the hybridization of their orbitals with those of the localized Cu spins makes it possible for the latter to hop. The resultant hopping reduces the global effectiveness of the nearest neighbor interaction J . We note that the doping dependence of T^* is not far from that predicted by simple models [19] of the consequences of that hopping,

$$T^* = J \ln x; \quad t' \approx 4.8J \quad (3)$$

The spin liquid is dominant in determining the low frequency dynamic magnetic behavior and this dominance explains the success of the approach developed by Millis et al. [20] (hereafter MPP) in their analysis of the results of NMR experiments on the cuprates, since the MPP dynamic susceptibility,

$$\chi_{SL}(q; \omega) = \frac{Q}{1 + \frac{Q^2}{(q - Q)^2} + \frac{1}{\tau_{SF}^2}}; \quad (4)$$

is that appropriate for the scaled 2D Heisenberg nearly antiferromagnetic liquid of localized spins characterized by their peak static susceptibility,

$$Q = \frac{J}{2}; \quad (5)$$

a correlation length, ξ , and a relaxational frequency, ω_{SF} . τ is a temperature-independent constant.

NMR measurements of the ^{63}Cu spin-lattice relaxation rate, $^{63}\text{T}_1$, and the spin-echo-decay time, $^{63}\text{T}_{2G}$, have shown that below T_0 one is in the $z = 1$ dynamic scaling regime [6, 7] expected for the quantum critical (QC) regime of a 2D antiferromagnet, so that, as discussed in Ref. [7], one can describe the spin dynamics using the quantum non-linear sigma model, or spin wave theory [21, 22]. The resulting QC scaling theory [22] for the spin liquid without long-range order gives a linear dependence of the correlation length on temperature,

$$\frac{1}{(T/x)} = 1.04 \frac{T}{c} + a(x); \quad (6)$$

where $c/J = T$ is the spin wave velocity, and the offset $a(x) > 0$ goes to zero at x_c , a QCP that marks the onset of long-range order. It yields a similar linear dependence on T for $^{63}\text{T}_1 T / \omega_{SF}$ [6, 7],

$$^{63}\text{T}_1 T = A(x) + T \frac{T}{T}; \quad (7)$$

with an offset $A(x)$ that measures the distance from the proposed QCP. The data collapse for both families shown in Fig. 3 suggests this QCP is at $x = 0.05$. A similar analysis can be done for the high-temperature $^{63}\text{T}_1$ data [6] on the insulating side; it results in the same critical point, as shown on the phase diagram in Fig. 2.

The QCP at $x = 0.05$ corresponds to a zero-temperature phase transition to a magnetically ordered state at $x < 0.05$, which could be a 2D antiferromagnet, or a spin glass. A finite correlation length at $T \neq 0$ or $x > 0.05$ implies the presence of a gap in the spin excitation spectrum,

$$(\omega) = \frac{P}{\omega^2 + c^2(\omega - \omega_0)^2}; \quad \omega_0 = \frac{c}{(T/x)}; \quad (8)$$

Here c is the spin wave velocity. In the $z = 1$ QC regime the gap tracks ω_{SF} . For $x > 0.05$ the gap saturates at low temperatures to $\omega_0 = c_0(x)$ at the crossover to the quantum disordered (QD) gapped spin liquid regime. The constant energy gap ω_0 results in an exponential decrease of damping with temperature in the spin liquid, or, equivalently, an exponential increase of ω_{SF} . The energy gap can appear in the 2D quantum spin liquid [21, 22], or in 1D stripes of spin liquid [23] due to reduced dimensionality. Our analysis does not distinguish between these possibilities. The QC-QD crossover explains the sharp upturn in $^{63}\text{T}_1 T$ at low temperatures observed in NMR experiments on 1-2-3 materials. Since $c(x)/T(x)$, and decreases linearly to zero at $x = 0.22$, while $\omega_0(x)$ increases linearly from $x = 0.05$, the zero-temperature energy gap $\omega_0(x)$ will vanish at both critical points, and will have a bell-shaped form similar to $T_c(x)$.

Our analysis also casts light on the issue of intrinsic spatial inhomogeneity in the pseudogap state [23, 24, 25]. The issue is how to reconcile the commensurate spin susceptibility peaks required by the spin liquid and the incommensurate

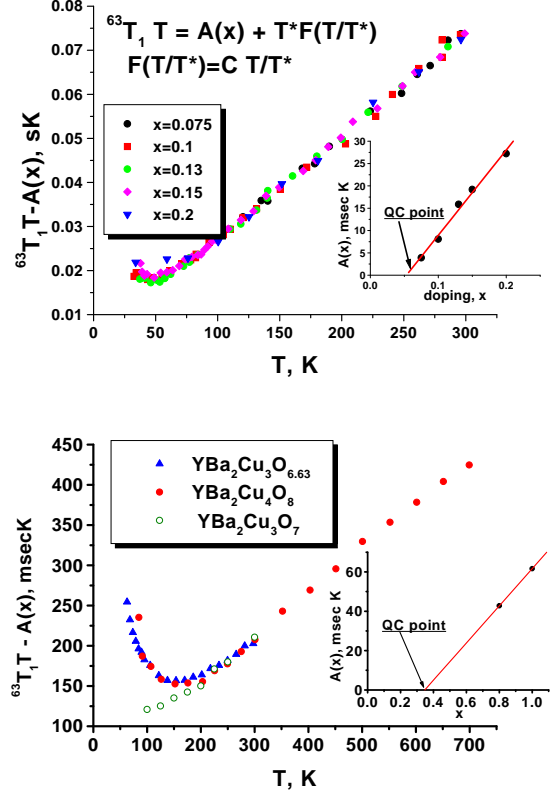


FIG. 3: Scaling for the NMR relaxation rate T_1 (a) in $\text{La}_{2-x}\text{Sr}_x\text{CuO}_4$ [14] (b) in $\text{YBa}_2\text{Cu}_3\text{O}_{6+x}$. The offset $A(x)$ shown in the insets depends linearly on x , and points to a possible QCP in the spin liquid.

the NMR data [26], with the incommensurate peaks seen in inelastic neutron scattering experiments [27]. The resolution was suggested some time ago by Slichter [28], who pointed out that if, as a result of Coulomb interaction between the holes, regions that were hole rich formed domain walls between regions in which one had nearly antiferromagnetic commensurate behavior, the two kinds of experiments were compatible. This issue has been independently confirmed and clarified by Tranquada et al. [23, 24], who found that the spin wave dispersion seen in cuprate superconductors by inelastic neutron scattering is consistent with commensurate spin response of a spin ladder, while the incommensurate structure appears as a result of the fluctuating stripe order. Further significant experimental evidence of such order is provided by the experimental observation of two incommensurate peaks instead of four in a detwinned sample of $\text{YBa}_2\text{Cu}_3\text{O}_{6.6}$ [29].

The above results make clear the key role played by the spin liquid component in the pseudogap phase. What of the Fermi liquid component? Our analysis strongly suggests that its superconductivity must arise from its coupling to the magnons that are the excitations of the spin

liquid. The superconducting mechanism is thus electron-magnon coupling which gives rise to an effective magnetic quasiparticle interaction responsible for the measured d-wave pairing state and superconductivity at high temperatures. The presence of intrinsically electronic dynamic inhomogeneous behavior is, to some extent, incompatible with the existence of a sharp Fermi surface, so, in the pseudogap phase it is not clear how one develops a consistent mathematical description of the formation of the superconducting condensate. Some guidance in this regard is provided by considering doping levels that exceed 0.22, since in this magnetically overdoped region the spin liquid component disappears, leaving behind a uniform Fermi liquid with strong magnetic quasiparticle interactions capable of bringing about a high T_c [30]. Indeed, starting from the magnetically overdoped side, and reducing the doping level, it is appealing to assume that one still has a mostly intact Fermi surface; only those quasiparticles in the vicinity of the hot spots coupled most strongly by magnetic interactions form the spin liquid, and in the process lose their low frequency spectral weight. In this scenario, the remaining "cold" quasiparticles are those capable of forming the condensate, while in the normal state these can be seen in ARPES

experiments [31] as Fermi arcs. Again, this picture likely breaks down once an appreciable part of the FS has been transformed to a spin liquid.

In conclusion, the underdoped pseudogap phase in cuprate superconductors is a new state of matter, which arises at hole doping level below $x = 0.22$. We have shown that this phase is a mixture of the Fermi liquid phase, which occurs at high doping levels, and the spin liquid phase of the parent insulating compound. Our results are presented on the phase diagram for the pseudogap state shown in Fig. 2. Two quantum critical points are evident from our analysis of available experimental data. One critical point, located at the hole doping $x' = 0.05$, is spin liquid only, and corresponds to the disappearance of the long-range magnetic order. The second, hidden critical point is located at the hole doping level of $x' = 0.22$, where the spin liquid fraction vanishes. It turns out that the spin wave velocity and $T(x)$ for the spin liquid component also vanish at the second critical point.

We would like to thank N. Curro, L.P. Gor'kov, J. Haase, J. Schmalian, and C.P. Slichter for stimulating discussions, and acknowledge support from the US Department of Energy.

-
- [1] D.C. Johnston, Phys. Rev. Lett. 62, 957 (1989).
 - [2] T. Nakano, M. Oda, C. Manabe, N. Momono, Y. Mura, and M. Ido, Phys. Rev. B 49, 16000 (1994).
 - [3] M.R. Norman, D. Pines, and C. Kallin, Adv. Phys. 54, 715 (2005).
 - [4] M.S. Makić and H.-Q. Ding, Phys. Rev. B 43, 3562 (1990).
 - [5] J. Haase, C.P. Slichter, manuscript in preparation.
 - [6] T. Imai, C.P. Slichter, K. Yoshimura, and K. Kosuge, Phys. Rev. Lett. 70, 1002 (1993).
 - [7] V. Barzykin and D. Pines, Phys. Rev. B 52, 13585 (1995).
 - [8] R.E. Walstedt, R.F. Bell, L.F. Schneemeyer, J.V. Wasczak, and G.P. Espinosa, Phys. Rev. B 45, 8074 (1992).
 - [9] N.J. Curro, T. Imai, C.P. Slichter, and B. Dabrowski, Phys. Rev. B 56, 877 (1997).
 - [10] H. Zimmermann, M. Mali, M. Bankay and D. Brinkmann, Physica B 185-189, 1145 (1991).
 - [11] M. Bankay, M. Mali, J. Roos, and D. Brinkmann, Phys. Rev. B 50, 6416 (1994).
 - [12] M. Takigawa, A.P. Reyes, P.C. Hammel, J.D. Thompson, R.H. Heiner, Z. Fisk, and K.C. Ott, Phys. Rev. B 43, 247 (1991).
 - [13] A.P. Reyes, D.E. MacLaughlin, M. Takigawa, P.C. Hammel, R.H. Heiner, J.D. Thompson, and J.E. Crow, Phys. Rev. B 43, 2989 (1991).
 - [14] S.K. Ohnogi, Y. Kitaoka, K. Ishida, G.Q. Zheng, and K. Asayama, J. Phys. Soc. Jpn. 63, 700 (1994).
 - [15] C. Panagopoulos and V. Dobrosavljević, Phys. Rev. B 72, Art. No. 014536 (2005).
 - [16] L.P. Gor'kov and A.V. Sokol, Sov. Phys. JETP Lett. 46, 420 (1987) [ZhETF 46, 333 (1987)].
 - [17] L.P. Gor'kov and G.B. Teitelbaum, JETP letters 80, 195 (2004); Physica B 359-361, 509 (2005).
 - [18] P.C. Hammel, A.P. Reyes, S.-W. Cheong, Z. Fisk, and J.E. Schirber, Phys. Rev. Lett. 71, 440 (1993).
 - [19] P.W. Anderson, "The Theory of Superconductivity in the High- T_c Cuprate Superconductors", Princeton University Press, 1997, ISBN: 0691043655
 - [20] A.J.M. Illis, H. Monien, and D. Pines, Phys. Rev. B 42, 167 (1990).
 - [21] S. Chakravarty, B.I. Halperin, and D.R. Nelson, Phys. Rev. B 39, 2344 (1989).
 - [22] A.V. Chubukov, S. Sachdev, and J. Ye, Phys. Rev. B 49, 11919 (1994).
 - [23] J.M. Tranquada, H.Woo, T.G. Perring, H. Goka, G.D. Gu, G. Xu, M. Fujita, and K. Yamada, Nature 429 (6991), 534 (2004).
 - [24] J.M. Tranquada, B.J. Sternlieb, J.D. Axe, Y. Nakamura, and S. Uchida, Nature 375 (6532), 561 (1995).
 - [25] S.A. Kivelson, E. Fradkin, and V.J. Emery, Nature 393, 550 (1998).
 - [26] R.E. Walstedt, B.S. Shastry, and S.-W. Cheong, Phys. Rev. Lett. 72, 3610 (1994).
 - [27] G. Aeppli, T.E. Mason, S.M. Hayden, H.A. Mook, J. Kulk, Science 278, 1432 (1997).
 - [28] C.P. Slichter, private communication.
 - [29] H.A. Mook, P.C. Dai, F. Dogan, R.D. Hunt, Nature 404, 729 (2000).
 - [30] P. Monthoux and D. Pines, Phys. Rev. B 47, 6069 (1993).
 - [31] M.R. Norman, H. Ding, M. Randeria, J.C. Camuzano, T. Yokoya, T. Takeuchi, T. Takahashi, T. Mochiku, K. Kadowaki, P. Gupta, S. A. D. G. Hinks, Nature 392 (6672), 157 (1998).